

The regular meeting of the Reedsburg Utility Commission will be held on Monday, May 18, 2026 at 4:00 PM. This meeting will be held at 501 Utility Court, Reedsburg, WI 53959. Meeting facilities are handicap accessible.

AGENDA

1. Roll Call
2. Approve Agenda
3. The Commission will receive information on non-agenda topics brought before the Commission by members of the public. The Commission will not discuss these topics, and will not take action on any of them at this meeting.
4. Employee Service Recognition: Steve Stolte, Telecom Technician (20 years)
5. Safety – comments, concerns, and training updates
6. Approve Minutes from prior meeting
7. Financial Update
 - a. Treasurer’s and financial compilation reports
 - b. Approve Bills
8. Human Resources Update
9. Marketing Update
10. Water Department
11. Telecom Department
12. Electric Department
13. Annual Code of Ethics Review
14. Commission Concerns (No action will be taken on items presented)
15. Adjourn Meeting

NOTES:

- A majority of the members of the Common Council may attend this meeting. If a quorum of the Common Council attends this meeting, no action will be taken by the Common Council at this meeting.
- Except as specifically noted on the agenda, the Commission expects that all agenda items will be discussed in open session. However, if during the course of the meeting it becomes apparent that competitive or bargaining reasons require a closed session, or if a closed session is deemed otherwise necessary and appropriate under the law, a member of the Commission may move that an item be discussed in closed session. After a closed session, the Commission may immediately reconvene in open session.
- Some or all voting members may be present via teleconference or video conference.

April 20, 2026

Commissioner Missy Frenz, called the regular meeting of the Reedsburg Utility Commission to order on Monday, April 20, 2026 at 4:00 P.M.

Roll Call of Commissioners Present:

Mike Glick, President/Citizen Member - Absent	Jake Kummer, City Council Member
Chad Routson, Citizen Member	Missy Frenz, City Council Member
Amy Reine, Secretary/Citizen Member	

Others Present:

Dennis Horkan, Electric Supervisor	Ken Las, Communications Supervisor
Chuck Setter, Water Foreman	Terri Gher, Accounting Manager
Adam Favia, Sales & Marketing	Jen Powell, Accounting Assistant
Kyran Horkan, Electric Line Worker	Erin-Kelly Lapierre, Customer Service

Approve Agenda:

Motion made by Amy Reine, seconded by Chad Routson, to approve the agenda. All Commissioners present voted “aye” (4-0). Motion carried.

Public Comment:

None.

Employee Service Recognition: The Commissioners commended Kyran Horkan, Electric Line Worker for his 5 years of service, and Missy Frenz, Commissioner/Aldersperson, for her 5 years of service to Reedsburg Utility Commission/ LightSpeed and its customers.

Safety & Training Updates:

None.

Approve Minutes:

Motion made by Amy Reine, seconded by Jake Kummer, to approve the minutes from the prior meeting and place them on file. All Commissioners present voted “aye” (4-0). Motion carried.

Financial Update:

- a) Motion made by Amy Reine, seconded by Jake Kummer, to approve the treasurer’s report and the financial reports. All Commissioners present voted “aye” (4-0). Motion carried.
- b) Motion made by Amy Reine, seconded by Chad Routson, to approve: payments paid since the last meeting of \$2,145,774.42; less already approved WPPI power bill payment of (\$1,801,842.01); net payroll/labor totals of \$191,850.62; for a total paid before the meeting of \$535,783.03. Unpaid checks on the Cash Commitment Report for \$1,440,176.24; wire to ATC for voluntary additional capital \$87,667.00; wire to WPPI for power bill payment for \$1,510,564.43; Wire to Associated Trust for water bond payment \$75,625.00; total checks unpaid before the meeting of \$3,114,032.67. Total disbursements paid of \$3,649,815.70. Upon roll being called all Commissioners present voted “aye” (4-0). Motion carried.

Human Resources Update

Will be posting a job opening for a Fiber Line Worker soon.

Marketing Update:

Adam Favia, Sales & Marketing Specialist, reviewed the marketing updates with the Commission.

Electric Department:

- a) Dennis Horkan, Electric Supervisor, reviewed the electric department updates with the Commission.
- b) Motioned made by Jake Kummer, seconded by Chad Routson, to approve awarding Border States Electric's bid for two S&C Transrupter II units, sixteen anchor bolts, and six Ritz slip-over CTs for a total price of \$191,732.08. Upon roll being called all Commissioners present voted "aye" (4-0). Motion carried.

Water Department Update:

Chuck Setter, Water Foreman, reviewed the water department updates with the Commission.

Telecom Department Update:

Ken Las, Communications Supervisor, reviewed the fiber department updates with the Commission.

Commission Concerns:

None.

Adjourn Meeting:

Motion made by Chad Routson, seconded by Amy Reine, to adjourn the meeting at 4:31 P.M. All Commissioners present voted "aye" (4-0). Motion carried.

Amy Reine, Commission Secretary

REEDSBURG UTILITY COMMISSION
TREASURER'S REPORT
APRIL 2026

BANK ACCOUNTS

	REEDSBURG STATE BANK	COMM 1ST- CKNG	COMM 1ST- CUST PYMT	COMM 1ST- SWEEP	COMM 1ST- E/W CC	COMM 1ST- WEB PYMTS (EBPP)	TOTALS
BEGINNING BOOK BALANCE	\$ 303,580.46	\$ 151,160.37	\$ 4,653,109.48	\$ 1,505,077.35	\$ 1,092,309.13	\$ 1,602,804.48	\$ 9,308,041.27
Receipts-Book	\$ 9,398.17	\$ 2,639,100.48	\$ 3,061,890.02		\$ 291,221.14	\$ 394,068.76	\$ 6,395,678.57
Interest Earned				\$ 160.82			\$ 160.82
Bond Pymt Transfers			\$ (128,874.00)				\$ (128,874.00)
Wire Transfer-WPPI			\$ (1,510,564.43)				\$ (1,510,564.43)
Disbursements-Book		\$ (2,000,879.63)	\$ (9,894.74)		\$ (100,039.80)	\$ (1,822,625.56)	\$ (3,933,439.73)
Book Adj/Fees							\$ -
ENDING BOOK BALANCE	\$ 312,978.63	\$ 789,381.22	\$ 6,065,666.33	\$ 1,505,238.17	\$ 1,283,490.47	\$ 174,247.68	\$ 10,131,002.50
<hr/>							
BANK STMT BALANCE	\$ 312,978.63	\$ 1,163,304.81	\$ 6,065,666.33	\$ 1,505,238.17	\$ 1,283,490.47	\$ 174,247.68	\$ 10,504,926.09
Bank Adj							\$ -
Outstanding Cks/Dep		\$ (373,923.59)					\$ (373,923.59)
RECONCILED BOOK BALANCE	\$ 312,978.63	\$ 789,381.22	\$ 6,065,666.33	\$ 1,505,238.17	\$ 1,283,490.47	\$ 174,247.68	\$ 10,131,002.50

STATE INVESTMENT POOL-LGIP

ACCOUNT TITLE	BEGINNING BAL	WITHDRAWALS	DEPOSITS	INTEREST	REF #	CURRENT BAL.
General Reserve	\$ 11,615,744.36	\$ -	\$ -	\$ 35,204.76		\$ 11,650,949.12
ATC	\$ 1,251,338.86	\$ -	\$ -	\$ 3,792.53		\$ 1,255,131.39
Tele Depreciation	\$ 506,217.21	\$ (6,217.21)	\$ -	\$ 1,532.35		\$ 501,532.35
Tele Debt Service	\$ 711,076.93	\$ -	\$ 102,500.00	\$ 2,465.77	827077	\$ 816,042.70
Electric Depreciation	\$ 720,113.99	\$ -	\$ 5,000.00	\$ 2,197.66	827078	\$ 727,311.65
Water Depreciation	\$ 843,091.20	\$ -	\$ 14,450.00	\$ 2,599.02	827079	\$ 860,140.22
Telecom Reserve	\$ 6,920,655.00	\$ -	\$ -	\$ 20,974.98		\$ 6,941,629.98
TOTALS	\$ 22,568,237.55	\$ (6,217.21)	\$ 121,950.00	\$ 68,767.07		\$ 22,752,737.41

Interest Rate on LGIP **3.69%**
Prior Month was 3.69%

REEDSBURG UTILITY COMMISSION
 TREASURER'S REPORT
 APRIL 2026

ACCOUNT TITLE/TYPE	BEGINNING BAL	WITHDRAWALS	DEPOSITS	INTEREST PD	CURRENT BALANCE
Water MRB Reserve Plus Money Market	\$ 109,744.44			\$ 24.36	\$ 109,768.80
Water MRB Principal & Int Municipal Money Market	\$ 171,533.99	\$ (100,747.40)	\$ 6,924.00	\$ 63.32	\$ 77,773.91
Water Impact Fees Municipal Money Market	\$ 450,713.01		\$ 4,417.00	\$ 266.90	\$ 455,396.91
ATC Account Municipal Money Market	\$ 203,815.37	\$ (87,667.00)	\$ 74,757.00	\$ 76.31	\$ 190,981.68
	\$ 935,806.81	\$ (188,414.40)	\$ 86,098.00	\$ 430.89	\$ 833,921.30
USDA-RUS Reconnect Loan Acct Classic Business Checking	\$ -	\$ (645,275.00)	\$ 645,275.00		\$ -
LONG TERM DEBT-Advance					
Total Loan Advances Received to Date:	\$ 11,366,405.00				
USDA-Reconnect Loan					
2% Interest Rate-No Payments due until March 2028					
Advance/Start Date 7/07/2025					
Maturity Date 3/12/2051					

**Temporary Cash Investments - LGIP GENERAL RESERVE 01
2025**

DATE:	INT RATE	INT PAID	DEPOSITS	WITHDRAWALS	CONF #	BALANCE
Balance from previous year						\$ 11,028,636.41
January	4.39%	\$ 41,093.58				\$ 11,069,729.99
February	4.40%	\$ 37,401.43				\$ 11,107,131.42
March	4.39%	\$ 41,401.72				\$ 11,148,533.14
April	4.39%	\$ 40,216.86				\$ 11,188,750.00
May	4.36%	\$ 41,435.97				\$ 11,230,185.97
June	4.36%	\$ 40,234.54				\$ 11,270,420.51
July	4.36%	\$ 41,766.94				\$ 11,312,187.45
August	4.36%	\$ 41,889.08				\$ 11,354,076.53
September	4.35%	\$ 40,620.53				\$ 11,394,697.06
October	4.22%	\$ 40,803.79				\$ 11,435,500.85
November	4.02%	\$ 37,824.00				\$ 11,473,324.85
December	3.82%	\$ 37,271.36				\$ 11,510,596.21
TOTAL		\$ 481,959.80		\$0.00		

**Temporary Cash Investments - LGIP GENERAL RESERVE 01
2026**

DATE:	INT RATE	INT PAID	DEPOSITS	WITHDRAWALS	CONF #	BALANCE
Balance from previous year						\$ 11,510,596.21
January	3.70%	\$ 36,190.01				\$ 11,546,786.22
February	3.69%	\$ 32,699.52				\$ 11,579,485.74
March	3.69%	\$ 36,258.62				\$ 11,615,744.36
April	3.69%	\$ 35,204.76				\$ 11,650,949.12
May						
June						
July						
August						
September						
October						
November						
December						
TOTAL		\$ 140,352.91		\$0.00		

**Temporary Cash Investments - LGIP ATC 02
2025**

DATE:	INT RATE	INT PAID	DEPOSITS	WITHDRAWALS	CONF #	BALANCE
Balance from previous year						\$ 1,188,091.01
January	4.39%	\$ 4,426.92				\$ 1,192,517.93
February	4.40%	\$ 4,029.17				\$ 1,196,547.10
March	4.39%	\$ 4,460.12				\$ 1,201,007.22
April	4.39%	\$ 4,332.47				\$ 1,205,339.69
May	4.36%	\$ 4,463.81				\$ 1,209,803.50
June	4.36%	\$ 4,334.38				\$ 1,214,137.88
July	4.36%	\$ 4,499.46				\$ 1,218,637.34
August	4.36%	\$ 4,512.62				\$ 1,223,149.96
September	4.35%	\$ 4,375.96				\$ 1,227,525.92
October	4.22%	\$ 4,395.70				\$ 1,231,921.62
November	4.02%	\$ 4,074.70				\$ 1,235,996.32
December	3.82%	\$ 4,015.16				\$ 1,240,011.48
TOTAL		\$ 51,920.47	\$ -	\$ -		

**Temporary Cash Investments - LGIP ATC 02
2026**

DATE:	INT RATE	INT PAID	DEPOSITS	WITHDRAWALS	CONF #	BALANCE
Balance from previous year						\$ 1,240,011.48
January	3.70%	\$ 3,898.67				\$ 1,243,910.15
February	3.69%	\$ 3,522.65				\$ 1,247,432.80
March	3.69%	\$ 3,906.06				\$ 1,251,338.86
April	3.69%	\$ 3,792.53				\$ 1,255,131.39
May						
June						
July						
August						
September						
October						
November						
December						
TOTAL		\$ 15,119.91	\$ -	\$ -		

**Temporary Cash Investments - LGIP Telecommunications Depreciation 03
2025**

DATE:	INT RATE	INT PAID	DEPOSITS	WITHDRAWALS	CONF #	BALANCE
Balance from previous year						\$ 501,970.41
January	4.39%	\$ 1,870.38				\$ 503,840.79
February	4.40%	\$ 1,702.33				\$ 505,543.12
March	4.39%	\$ 1,884.41				\$ 507,427.53
April	4.39%	\$ 1,830.48				\$ 509,258.01
May	4.36%	\$ 1,885.97				\$ 511,143.98
June	4.36%	\$ 1,799.22		\$ 9,258.01	812135	\$ 503,685.19
July	4.36%	\$ 1,866.60				\$ 505,551.79
August	4.36%	\$ 1,872.06				\$ 507,423.85
September	4.35%	\$ 1,815.37				\$ 509,239.22
October	4.22%	\$ 1,819.29		\$ 9,239.22	819272	\$ 501,819.29
November	4.02%	\$ 1,659.81				\$ 503,479.10
December	3.82%	\$ 1,634.83		\$ 3,479.10		\$ 501,634.83
TOTAL		\$ 21,640.75	\$ -	\$ 21,976.33		

**Temporary Cash Investments - LGIP Telecommunications Depreciation 03
2026**

DATE:	INT RATE	INT PAID	DEPOSITS	WITHDRAWALS	CONF #	BALANCE
Balance from previous year						\$ 501,634.83
January	3.70%	\$ 1,577.17				\$ 503,212.00
February	3.69%	\$ 1,425.05				\$ 504,637.05
March	3.69%	\$ 1,580.16				\$ 506,217.21
April	3.69%	\$ 1,532.35		\$ 6,217.21	838345	\$ 501,532.35
May						
June						
July						
August						
September						
October						
November						
December						
TOTAL		\$ 6,114.73	\$ -	\$ 6,217.21		

**Temporary Cash Investments - LGIP Telecommunications Debt Service 04
2025**

DATE:	INT RATE	INT PAID	DEPOSITS	WITHDRAWALS	CONF #	BALANCE
Balance from previous year						\$ 1,312,443.67
January	4.39%	\$ 5,075.65	\$ 90,725.00		805575	\$ 1,408,244.32
February	4.40%	\$ 4,001.75	\$ 90,503.00	\$ 957,851.25	806407/807273	\$ 544,897.82
March	4.39%	\$ 2,347.07	\$ 90,614.00		807901	\$ 637,858.89
April	4.39%	\$ 2,627.87	\$ 90,614.00		809268	\$ 731,100.76
May	4.36%	\$ 3,043.11	\$ 90,614.00		809268	\$ 824,757.87
June	4.36%	\$ 3,268.69	\$ 90,614.00		812131	\$ 918,640.56
July	4.36%	\$ 3,740.19	\$ 90,614.00		813613	\$ 1,012,994.75
August	4.36%	\$ 3,993.95	\$ 90,614.00	\$ 129,362.50	815139/816318	\$ 978,240.20
September	4.35%	\$ 3,813.14	\$ 90,614.00		816610	\$ 1,072,667.34
October	4.22%	\$ 4,165.65	\$ 90,614.00		817946	\$ 1,167,446.99
November	4.02%	\$ 4,141.18	\$ 90,614.00		819594	\$ 1,262,202.17
December	3.82%	\$ 4,394.65	\$ 90,614.00		820913	\$ 1,357,210.82
TOTAL		\$ 44,612.90	\$ 1,087,368.00	\$ 1,087,213.75		

**Temporary Cash Investments - LGIP Telecommunications Debt Service 04
2026**

DATE:	INT RATE	INT PAID	DEPOSITS	WITHDRAWALS	CONF #	BALANCE
Balance from previous year						\$ 1,357,210.82
January	3.70%	\$ 4,495.88	\$ 90,208.00		822933	\$ 1,451,914.70
February	3.69%	\$ 4,023.42	\$ 114,792.00	\$ 964,362.50	824282/825436	\$ 606,367.62
March	3.69%	\$ 2,209.31	\$ 102,500.00		825702	\$ 711,076.93
April	3.69%	\$ 2,465.77	\$ 102,500.00		827077	\$ 816,042.70
May						\$ 816,042.70
June						
July						
August						
September						
October						
November						
December						
TOTAL		\$ 13,194.38	\$ 410,000.00	\$ 964,362.50		

**Temporary Cash Investments - LGIP Electric Depreciation 05
2025**

DATE:	INT RATE	INT PAID	DEPOSITS	WITHDRAWALS	CONF #	BALANCE
Balance from previous year						\$ 610,582.53
January	4.39%	\$ 2,285.30	\$ 5,000.00		805576	\$ 617,867.83
February	4.40%	\$ 2,103.28	\$ 5,000.00		806408	\$ 624,971.11
March	4.39%	\$ 2,347.01	\$ 5,000.00		807903	\$ 632,318.12
April	4.39%	\$ 2,299.04	\$ 5,000.00		809269	\$ 639,617.16
May	4.36%	\$ 2,387.25	\$ 5,000.00		809269	\$ 647,004.41
June	4.36%	\$ 2,335.35	\$ 5,000.00		812132	\$ 654,339.76
July	4.36%	\$ 2,443.44	\$ 5,000.00		813614	\$ 661,783.20
August	4.36%	\$ 2,469.10	\$ 5,000.00		815140	\$ 669,252.30
September	4.35%	\$ 2,411.62	\$ 5,000.00		816611	\$ 676,663.92
October	4.22%	\$ 2,441.00	\$ 5,000.00		817947	\$ 684,104.92
November	4.02%	\$ 2,278.18	\$ 5,000.00		819595	\$ 691,383.10
December	3.82%	\$ 2,262.22	\$ 5,000.00		820914	\$ 698,645.32
TOTAL		<u>\$ 28,062.79</u>	\$ 60,000.00	\$ -		

**Temporary Cash Investments - LGIP Electric Depreciation 05
2026**

DATE:	INT RATE	INT PAID	DEPOSITS	WITHDRAWALS	CONF #	BALANCE
Balance from previous year						\$ 698,645.32
January	3.70%	\$ 2,209.26	\$ 5,000.00		822933	\$ 705,854.58
February	3.69%	\$ 2,012.07	\$ 5,000.00		824283	\$ 712,866.65
March	3.69%	\$ 2,247.34	\$ 5,000.00		825703	\$ 720,113.99
April	3.69%	\$ 2,197.66	\$ 5,000.00		838649	\$ 727,311.65
May						
June						
July						
August						
September						
October						
November						
December						
TOTAL		<u>\$ 8,666.33</u>	\$ 15,000.00	\$ -		

**Temporary Cash Investments - LGIP Water Depreciation 06
2025**

DATE:	INT RATE	INT PAID	DEPOSITS	WITHDRAWALS	CONF #	BALANCE
Balance from previous year						\$ 719,305.30
January	4.39%	\$ 2,709.72	\$ 14,450.00		805577	\$ 736,465.02
February	4.40%	\$ 2,533.64	\$ 14,450.00		806409	\$ 753,448.66
March	4.39%	\$ 2,858.86	\$ 14,450.00		807904	\$ 770,757.52
April	4.39%	\$ 2,832.53	\$ 14,450.00		809270	\$ 788,040.05
May	4.36%	\$ 2,971.91	\$ 14,450.00		809270	\$ 805,461.96
June	4.36%	\$ 2,935.78	\$ 14,450.00		812133	\$ 822,847.74
July	4.36%	\$ 3,102.93	\$ 14,450.00		813615	\$ 840,400.67
August	4.36%	\$ 3,165.52	\$ 14,450.00		815141	\$ 858,016.19
September	4.35%	\$ 2,879.45	\$ 14,450.00	\$ 134,265.28	816612/817248	\$ 741,080.36
October	4.22%	\$ 2,705.51	\$ 14,450.00		817948	\$ 758,235.87
November	4.02%	\$ 2,552.55	\$ 14,450.00		819596	\$ 775,238.42
December	3.82%	\$ 2,565.32	\$ 14,450.00		820915	\$ 792,253.74
TOTAL		<u>\$ 33,813.72</u>	\$ 173,400.00	\$ 134,265.28		

**Temporary Cash Investments - LGIP Water Depreciation 06
2026**

DATE:	INT RATE	INT PAID	DEPOSITS	WITHDRAWALS	CONF #	BALANCE
Balance from previous year						\$ 792,253.74
January	3.70%	\$ 2,527.53	\$ 14,450.00		822934	\$ 809,231.27
February	3.69%	\$ 2,329.67	\$ 14,450.00		82485	\$ 826,010.94
March	3.69%	\$ 2,630.26	\$ 14,450.00		825704	\$ 843,091.20
April	3.69%	\$ 2,599.02	\$ 14,450.00		838650	\$ 860,140.22
May						
June						
July						
August						
September						
October						
November						
December						
TOTAL		<u>\$ 10,086.48</u>	\$ 57,800.00	\$ -		

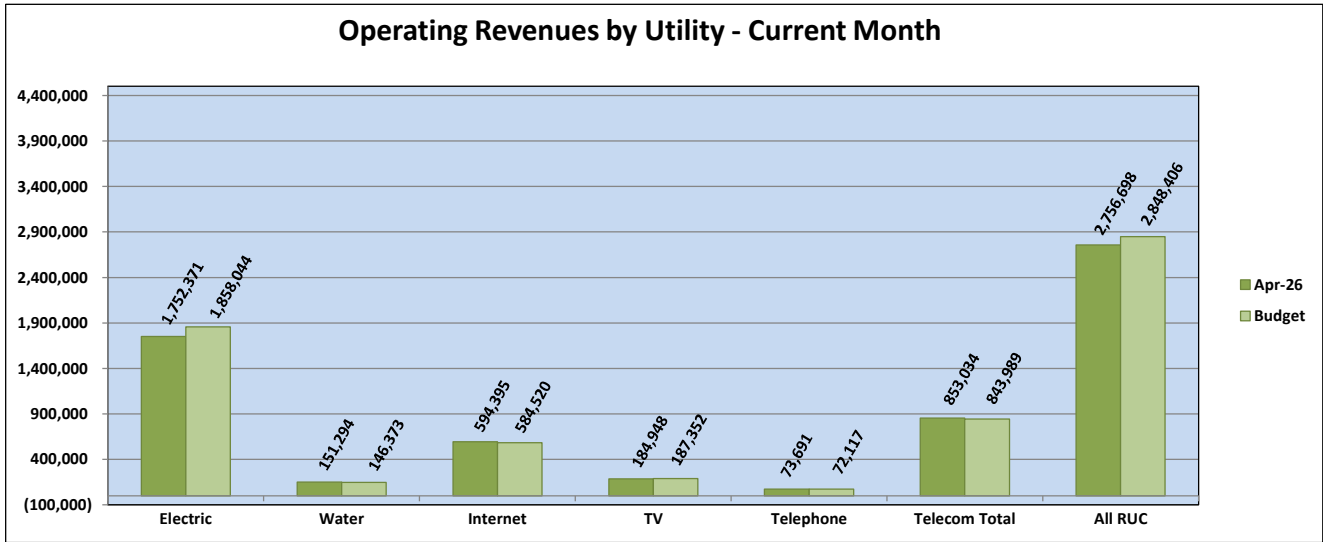
Temporary Cash Investments - LGIP Telecom Reserve 07
2025

DATE:	INT RATE	INT PAID	DEPOSITS	WITHDRAWALS	CONF #	BALANCE
Balance from previous year						
January						
February						
March						
April						
May						
June						
July						
August						
September						
October						
November						
December						
TOTAL						

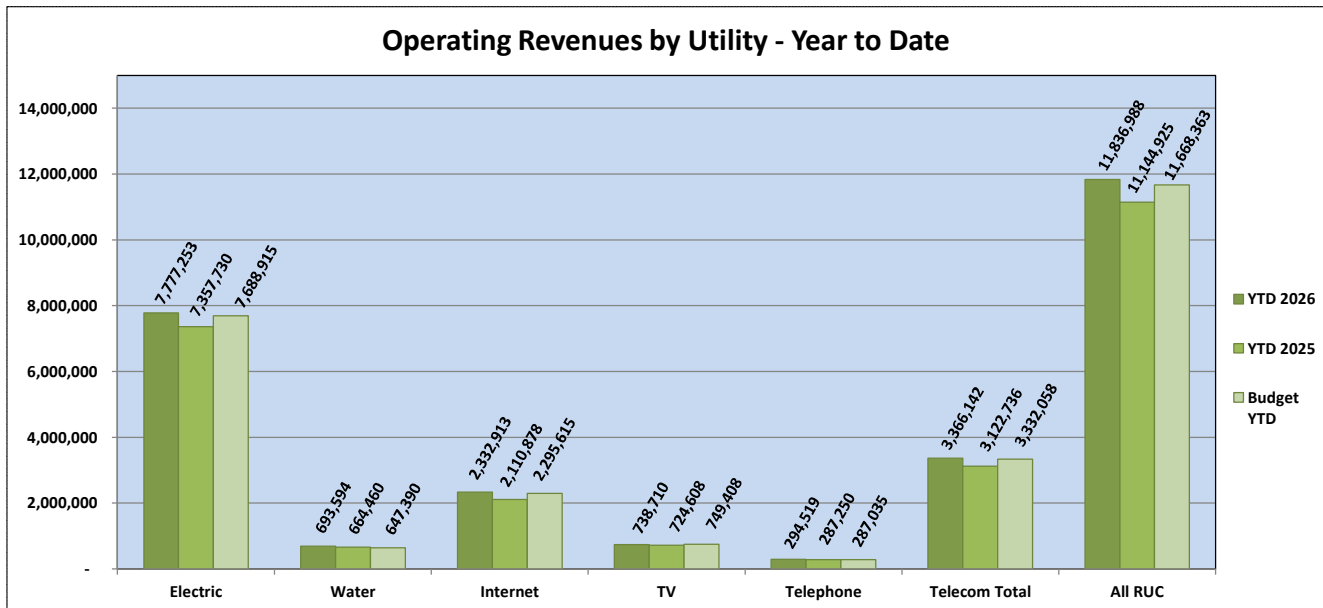
Temporary Cash Investments - LGIP Telecom Reserve 07
2026

DATE:	INT RATE	INT PAID	DEPOSITS	WITHDRAWALS	CONF #	BALANCE
Balance from previous year						\$ -
January						\$ -
February	3.69%	\$ 14,564.14	\$ 6,000,000.00		824382	\$ 6,014,564.14
March	3.69%	\$ 20,175.57	\$ 885,915.29		826327	\$ 6,920,655.00
April	3.69%	\$ 20,974.98				\$ 6,941,629.98
May						
June						
July						
August						
September						
October						
November						
December						
TOTAL		\$ 55,714.69	\$ 6,885,915.29	\$ -		

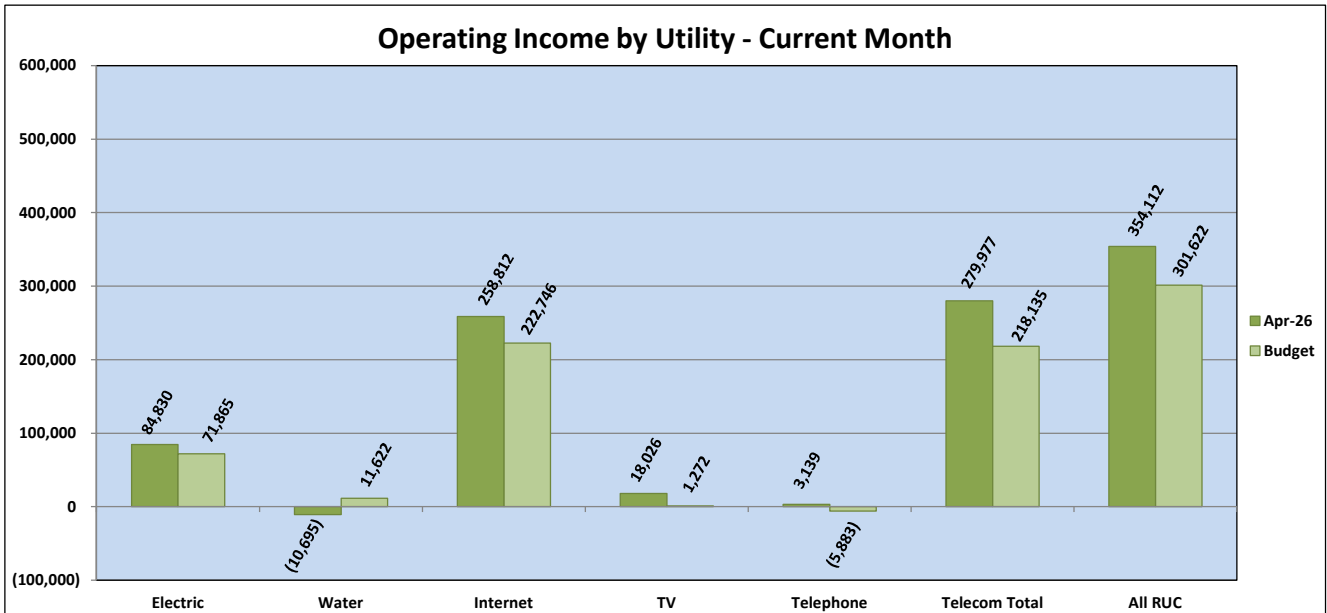
April 30, 2026
Revenues by Utility



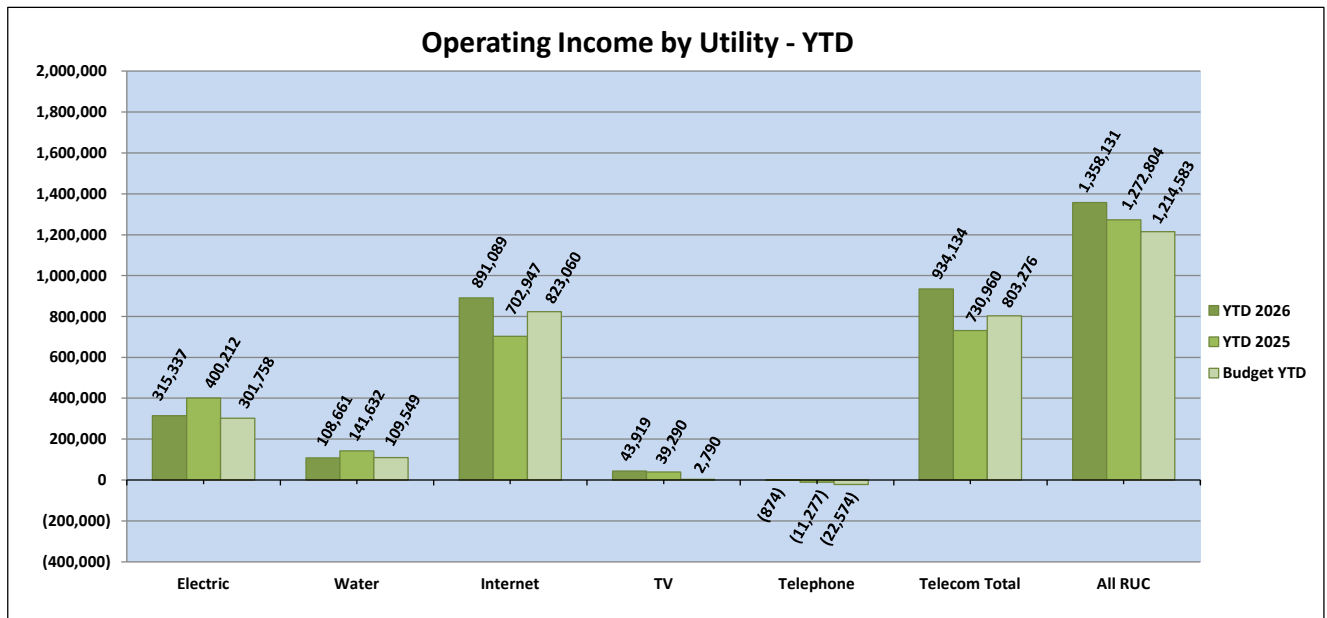
Notes:



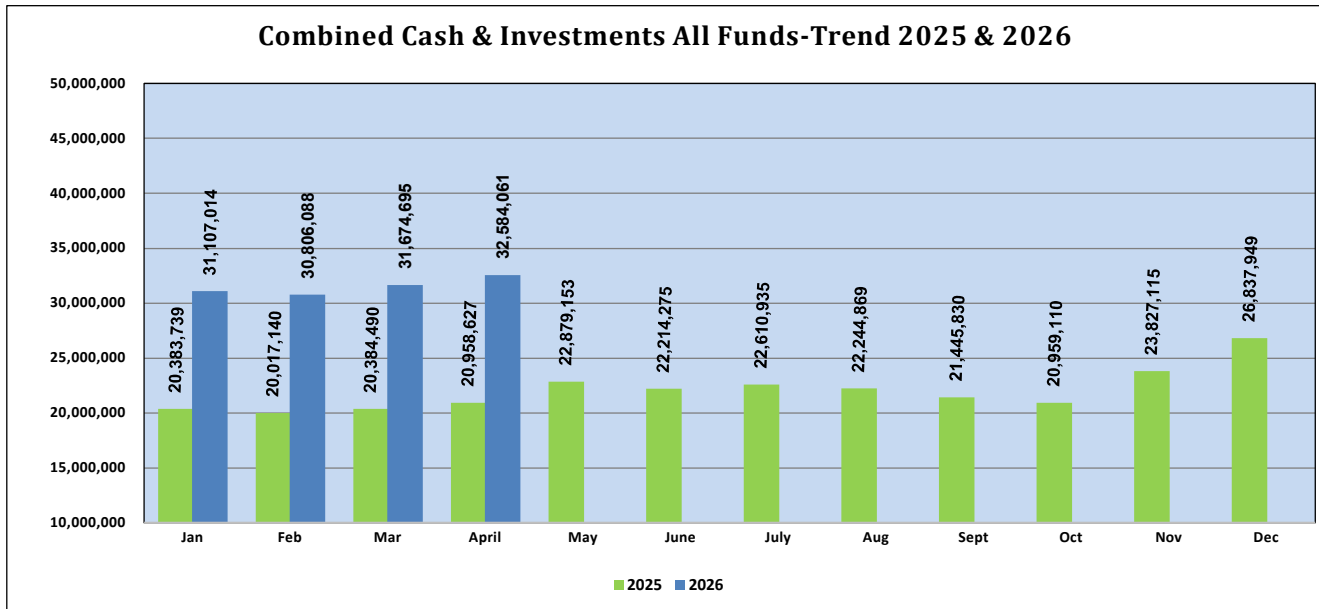
Notes:



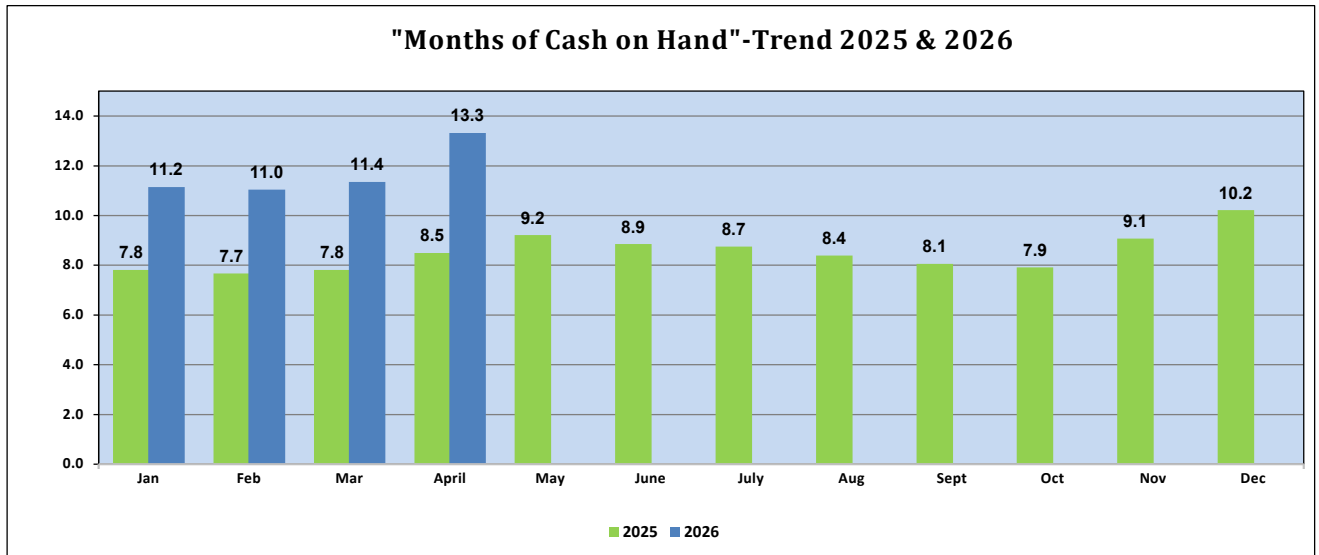
Notes:



Notes: 2026 Purchase Power expenses have been higher than previous year and budget.



Notes:



Notes:

FINANCIAL STATEMENTS

April 2026



**REEDSBURG UTILITY COMMISSION
ELECTRIC & WATER BALANCE SHEETS
Balance as of Apr 2026**

	YTD	LYTD	Change
ASSETS			
UTILITY PLANT			
Electric Plant	33,591,061.97	32,905,585.74	685,476.23
Water Plant	21,680,656.38	20,953,605.11	727,051.27
Total Utility Plant	55,271,718.35	53,859,190.85	1,412,527.50
NON-UTILITY PROPERTY			
Private Security Lights	150,942.41	150,942.41	0.00
Total Non-Utility Property	150,942.41	150,942.41	0.00
LESS: ACCUMULATED DEPRECIATION			
Electric Plant	21,612,412.86	20,651,207.00	961,205.86
Water Plant	7,613,736.42	7,211,283.27	402,453.15
Non-Utility Property	150,942.41	150,942.41	0.00
Total Accumulated Depreciation	(29,377,091.69)	(28,013,432.68)	(1,363,659.01)
Net Plant	26,045,569.07	25,996,700.58	48,868.49
CONSTRUCTION WORK IN PROGRESS			
Construction Work in Progress	535,529.89	301,234.57	234,295.32
Completed Construction not Classified	0.00	0.00	0.00
Total Construction Work in Progress	535,529.89	301,234.57	234,295.32
OTHER PROPERTY AND INVESTMENTS			
Inv. in American Transmission Co.	4,518,287.00	4,021,304.00	496,983.00
Inv. in Telecommunications	2,400,000.00	2,400,000.00	0.00
Total Other Property and Inv.	6,918,287.00	6,421,304.00	496,983.00
RESTRICTED ASSETS			
Water Impact Fees	455,396.91	309,044.98	146,351.93
Bond Funds	187,542.71	209,327.27	(21,784.56)
Total Restricted Assets	642,939.62	518,372.25	124,567.37
CURRENT ASSETS			
Cash and Investments	22,289,103.20	19,598,155.41	2,690,947.79
Cash and Investments-Depreciation	1,587,451.87	1,427,657.21	159,794.66
Customer Account Receivable	2,270,308.79	3,010,110.90	(739,802.11)
Other Account Receivable	445,239.22	455,212.47	(9,973.25)
Receivable from Municipality	108,575.71	92,472.67	16,103.04
Receivable from Sewer Utility	213,913.63	211,067.82	2,845.81
Receivable from Storm Water Utility	24,369.69	25,055.99	(686.30)
Materials and Supplies	886,664.29	806,299.68	80,364.61
Prepaid Expenses	38,257.26	90,563.34	(52,306.08)
Total Current Assets	27,863,883.66	25,716,595.49	2,147,288.17
DEFERRED DEBITS			
Unamortized Debt Discount & Exp.	0.00	0.00	0.00
Deferred Charges	0.00	0.00	0.00
Pension Deferred Debits	2,162,045.00	2,526,771.00	(364,726.00)
Total Other Assets	2,162,045.00	2,526,771.00	(364,726.00)
TOTAL ASSETS	64,168,254.24	61,480,977.89	2,687,276.35

**REEDSBURG UTILITY COMMISSION
ELECTRIC & WATER BALANCE SHEETS
Balance as of Apr 2026**

EQUITY AND LIABILITIES

	YTD	LYTD	Change
	-----	-----	-----
EQUITY			
Capital paid in by municipality	1,742,927.57	1,742,927.57	0.00
Retained Earnings	56,193,372.78	53,230,199.62	2,963,173.16
	-----	-----	-----
Total Equity	57,936,300.35	54,973,127.19	2,963,173.16
	-----	-----	-----
LONG-TERM LIABILITIES			
Revenue Bonds	305,280.20	399,080.86	(93,800.66)
	-----	-----	-----
Total Long-Term Liabilities	305,280.20	399,080.86	(93,800.66)
	-----	-----	-----
CURRENT LIABILITIES			
Accounts Payable	1,912,940.21	1,958,205.23	(45,265.02)
Customer Deposits	132,545.74	80,688.36	51,857.38
Customer Deposits for Construction	93,499.54	12,732.95	80,766.59
Payable to Sewer Utility	831,733.69	777,894.26	53,839.43
Payable to Storm Water Utility	95,132.41	94,616.26	516.15
Payable to Municipality	2,490.48	2,490.48	0.00
Taxes Accrued	249,600.00	233,999.99	15,600.01
Accrued Benefits	450,877.62	425,512.04	25,365.58
Accrued Vacation	120,455.80	107,899.00	12,556.80
Interest Accrued	(1,122.22)	(1,254.61)	132.39
	-----	-----	-----
Total Current Liabilities	3,888,153.27	3,692,783.96	195,369.31
	-----	-----	-----
DEFERRED CREDITS			
Other Deferred Credits	438,210.42	455,548.88	(17,338.46)
Pension Deferred Credits	1,779,950.00	2,131,113.00	(351,163.00)
Pension Regulatory Liability	(179,640.00)	(170,676.00)	(8,964.00)
	-----	-----	-----
Total Other Liabilities	2,038,520.42	2,415,985.88	(377,465.46)
	-----	-----	-----
Total Liabilites	6,231,953.89	6,507,850.70	(275,896.81)
	-----	-----	-----
TOTAL EQUITY AND LIABILITIES	64,168,254.24	61,480,977.89	2,687,276.35
	=====	=====	=====

REEDSBURG UTILITY COMMISSION
ELECTRIC & WATER
STATEMENTS OF INCOME & RETAINED EARNINGS
Balance as of Apr 2026

	YTD	LYTD	Change
<hr/>			
OPERATING REVENUE			
Electric	7,777,252.92	7,357,729.53	419,523.39
Water	693,593.64	664,459.68	29,133.96
Total Operating Revenues	<hr/> 8,470,846.56	<hr/> 8,022,189.21	<hr/> 448,657.35
<hr/>			
OPERATING EXPENSES			
Electric			
Operation and maintenance	6,973,117.30	6,490,965.54	482,151.76
Depreciation	300,519.19	288,707.66	11,811.53
Taxes	188,279.93	177,844.44	10,435.49
Total	<hr/> 7,461,916.42	<hr/> 6,957,517.64	<hr/> 504,398.78
Water			
Operation and maintenance	388,947.13	340,475.22	48,471.91
Depreciation	90,542.07	85,339.65	5,202.42
Taxes	105,443.11	97,012.74	8,430.37
Total	<hr/> 584,932.31	<hr/> 522,827.61	<hr/> 62,104.70
<hr/>			
OPERATING INCOME			
Electric	315,336.50	400,211.89	(84,875.39)
Water	108,661.33	141,632.07	(32,970.74)
Total Operating Income	<hr/> 423,997.83	<hr/> 541,843.96	<hr/> (117,846.13)
<hr/>			
NONOPERATING INCOME (EXPENSES)			
Investment income	257,618.10	265,980.56	(8,362.46)
CIAC Revenue Accounts	14,293.75	1,024,567.98	(1,010,274.23)
Interest and amortization expense	(88,246.27)	(89,221.96)	975.69
Gain/(Loss) on Early Retirement	0.00	37,000.00	(37,000.00)
Other revenue (expense)	(853.90)	(1,164.65)	310.75
Merchandising and jobbing	3,508.58	5,789.19	(2,280.61)
Total Non-Oper. Income (Expenses)	<hr/> 186,320.26	<hr/> 1,242,951.12	<hr/> (1,056,630.86)
<hr/>			
NET INCOME (LOSS)	610,318.09	1,784,795.08	(1,174,476.99)
<hr/>			
RETAINED EARNINGS - Beginning of Year	55,583,054.69	51,445,404.54	4,137,650.15
<hr/>			
RETAINED EARNINGS - END OF YEAR	<hr/> <hr/> 56,193,372.78	<hr/> <hr/> 53,230,199.62	<hr/> <hr/> 2,963,173.16

**REEDSBURG UTILITY COMMISSION
ELECTRIC - MONTHLY OPERATING INCOME
COMPARED TO PRIOR YEAR
Balance as of Apr 2026**

	MTD \$	PRIOR \$	VARIANCE
OPERATING REVENUE			

SALES OF ELECTRICITY			
Residential Sales	366,919.58	383,404.17	(16,484.59)
Renewable Energy-RER-1 Tariff	1,076.00	1,076.00	0.00
Commercial	98,608.73	105,737.95	(7,129.22)
Small Power	144,132.59	154,625.56	(10,492.97)
Dusk to Dawn Lights	208.78	212.78	(4.00)
Large Power	331,278.14	320,010.29	11,267.85
Industrial Power	261,126.13	266,932.78	(5,806.65)
Renewable Energy-Industrial	0.00	0.00	0.00
Large Industrial Power	692,760.67	686,072.29	6,688.38
Public St and Hwy Lighting	14,501.48	14,029.80	471.68

SUB-TOTAL	1,910,612.10	1,932,101.62	(21,489.52)
PCAC REVENUE	(161,739.09)	(154,686.45)	(7,052.64)

TOTAL SALES OF ELECTRICITY	1,748,873.01	1,777,415.17	(28,542.16)
OTHER ELECTRIC REVENUES	3,497.59	3,260.86	236.73

TOTAL OPERATING REVENUE	1,752,370.60	1,780,676.03	(28,305.43)
OPERATING EXPENSES			

OPERATION & MAINTENANCE			
PURCHASED POWER	1,379,669.12	1,420,554.00	(40,884.88)
TRANSMISSION EXPENSES	706.99	650.15	56.84
DISTRIBUTION EXPENSES	46,483.09	40,926.73	5,556.36
CUSTOMER ACCOUNTS EXPENSE	19,170.30	18,572.70	597.60
SALES EXPENSE	59.24	30.69	28.55
ADMIN & GENERAL EXPENSE	96,062.82	90,543.17	5,519.65

TOTAL OPERATION & MAINT.	1,542,151.56	1,571,277.44	(29,125.88)
Depreciation Expense	77,190.18	71,376.04	5,814.14
Taxes	48,198.63	45,286.22	2,912.41

TOTAL OPERATING EXPENSES	1,667,540.37	1,687,939.70	(20,399.33)

OPERATING INCOME (LOSS)	84,830.23	92,736.33	(7,906.10)
	=====		

**REEDSBURG UTILITY COMMISSION
ELECTRIC - MTD OPERATING INCOME
COMPARED TO BUDGET
Balance as of Apr 2026**

	MTD \$	MTD BGT	VARIANCE
OPERATING REVENUE			

SALES OF ELECTRICITY			
Residential Sales	366,919.58	383,404.17	(16,484.59)
Renewable Energy-RER-1 Tariff	1,076.00	1,076.00	0.00
Commercial	98,608.73	105,737.95	(7,129.22)
Small Power	144,132.59	154,625.56	(10,492.97)
Dusk to Dawn Lights	208.78	212.78	(4.00)
Large Power	331,278.14	320,010.29	11,267.85
Industrial Power	261,126.13	266,932.78	(5,806.65)
Renewable Energy-Industrial	0.00	0.00	0.00
Large Industrial Power	692,760.67	686,072.29	6,688.38
Public St and Hwy Lighting	14,501.48	14,029.80	471.68

SUB-TOTAL	1,910,612.10	1,932,101.62	(21,489.52)
PCAC REVENUE	(161,739.09)	(77,343.24)	(84,395.85)

TOTAL SALES OF ELECTRICITY	1,748,873.01	1,854,758.38	(105,885.37)
OTHER ELECTRIC REVENUES	3,497.59	3,286.02	211.57

TOTAL OPERATING REVENUE	1,752,370.60	1,858,044.40	(105,673.80)
OPERATING EXPENSES			

OPERATION & MAINTENANCE			
PURCHASED POWER	1,379,669.12	1,505,787.00	(126,117.88)
TRANSMISSION EXPENSES	706.99	780.00	(73.01)
DISTRIBUTION EXPENSES	46,483.09	47,182.00	(698.91)
CUSTOMER ACCOUNTS EXPENSE	19,170.30	19,567.00	(396.70)
SALES EXPENSE	59.24	33.00	26.24
ADMIN & GENERAL EXPENSE	96,062.82	93,574.00	2,488.82

TOTAL OPERATION & MAINT.	1,542,151.56	1,666,923.00	(124,771.44)
Depreciation Expense	77,190.18	73,064.00	4,126.18
Taxes	48,198.63	46,192.00	2,006.63

TOTAL OPERATING EXPENSES	1,667,540.37	1,786,179.00	(118,638.63)

OPERATING INCOME (LOSS)	84,830.23	71,865.40	12,964.83
	=====		

**REEDSBURG UTILITY COMMISSION
ELECTRIC - YTD OPERATING INCOME
COMPARED TO PRIOR YEAR
Balance as of Apr 2026**

	YTD \$	PRIOR \$	VARIANCE
OPERATING REVENUE			
SALES OF ELECTRICITY			
Residential Sales	1,788,820.21	1,824,960.85	(36,140.64)
Renewable Energy-RER-1 Tariff	4,304.00	4,328.00	(24.00)
Commercial	471,243.05	500,661.73	(29,418.68)
Small Power	640,501.89	664,963.84	(24,461.95)
Dusk to Dawn Lights	835.12	851.12	(16.00)
Large Power	1,231,508.37	1,214,366.00	17,142.37
Industrial Power	1,013,818.28	1,052,628.73	(38,810.45)
Renewable Energy-Industrial	0.00	0.00	0.00
Large Industrial Power	2,806,935.08	2,687,430.31	119,504.77
Public St and Hwy Lighting	59,825.03	58,009.58	1,815.45
SUB-TOTAL	8,017,791.03	8,008,200.16	9,590.87
PCAC REVENUE	(251,508.74)	(662,217.02)	410,708.28
TOTAL SALES OF ELECTRICITY	7,766,282.29	7,345,983.14	420,299.15
OTHER ELECTRIC REVENUES	10,970.63	11,746.39	(775.76)
TOTAL OPERATING REVENUE	7,777,252.92	7,357,729.53	419,523.39
OPERATING EXPENSES			
OPERATION & MAINTENANCE			
PURCHASED POWER	6,311,251.49	5,793,030.17	518,221.32
TRANSMISSION EXPENSES	2,978.59	9,251.54	(6,272.95)
DISTRIBUTION EXPENSES	208,934.24	254,035.61	(45,101.37)
CUSTOMER ACCOUNTS EXPENSE	82,014.18	69,532.98	12,481.20
SALES EXPENSE	80.14	189.08	(108.94)
ADMIN & GENERAL EXPENSE	367,858.66	364,926.16	2,932.50
TOTAL OPERATION & MAINT.	6,973,117.30	6,490,965.54	482,151.76
Depreciation Expense	300,519.19	288,707.66	11,811.53
Taxes	188,279.93	177,844.44	10,435.49
TOTAL OPERATING EXPENSES	7,461,916.42	6,957,517.64	504,398.78
OPERATING INCOME (LOSS)	315,336.50	400,211.89	(84,875.39)

**REEDSBURG UTILITY COMMISSION
ELECTRIC - YTD OPERATING INCOME
COMPARED TO BUDGET
Balance as of Apr 2026**

	YTD \$	YTD BGT	VARIANCE
OPERATING REVENUE			

SALES OF ELECTRICITY			
Residential Sales	1,788,820.21	1,824,960.85	(36,140.64)
Renewable Energy-RER-1 Tariff	4,304.00	4,304.00	0.00
Commercial	471,243.05	500,661.73	(29,418.68)
Small Power	640,501.89	664,963.84	(24,461.95)
Dusk to Dawn Lights	835.12	851.12	(16.00)
Large Power	1,231,508.37	1,214,366.00	17,142.37
Industrial Power	1,013,818.28	1,052,628.73	(38,810.45)
Renewable Energy-Industrial	0.00	0.00	0.00
Large Industrial Power	2,806,935.08	2,687,430.31	119,504.77
Public St and Hwy Lighting	59,825.03	58,009.58	1,815.45

SUB-TOTAL	8,017,791.03	8,008,176.16	9,614.87

PCAC REVENUE	(251,508.74)	(331,108.58)	79,599.84

TOTAL SALES OF ELECTRICITY	7,766,282.29	7,677,067.58	89,214.71

OTHER ELECTRIC REVENUES	10,970.63	11,847.03	(876.40)

TOTAL OPERATING REVENUE	7,777,252.92	7,688,914.61	88,338.31

OPERATING EXPENSES			

OPERATION & MAINTENANCE			
PURCHASED POWER	6,311,251.49	6,140,612.00	170,639.49
TRANSMISSION EXPENSES	2,978.59	10,153.00	(7,174.41)
DISTRIBUTION EXPENSES	208,934.24	294,977.00	(86,042.76)
CUSTOMER ACCOUNTS EXPENSE	82,014.18	74,930.00	7,084.18
SALES EXPENSE	80.14	201.00	(120.86)
ADMIN & GENERAL EXPENSE	367,858.66	393,717.00	(25,858.34)

TOTAL OPERATION & MAINT.	6,973,117.30	6,914,590.00	58,527.30

Depreciation Expense	300,519.19	291,165.00	9,354.19
Taxes	188,279.93	181,402.00	6,877.93

TOTAL OPERATING EXPENSES	7,461,916.42	7,387,157.00	74,759.42

OPERATING INCOME (LOSS)	315,336.50	301,757.61	13,578.89
	=====		

REEDSBURG UTILITY COMMISSION
WATER - MONTHLY OPERATING INCOME
COMPARED TO PRIOR YEAR
Balance as of Apr 2026

	MTD \$	PRIOR \$	VARIANCE
OPERATING REVENUE			

SALES OF WATER			
Residential Sales	43,842.15	43,593.34	248.81
Residential - Suburban	85.34	59.75	25.59
Commercial Sales	18,431.74	18,496.57	(64.83)
Industrial Sales	41,136.07	42,172.89	(1,036.82)
Private Fire Protection	3,244.40	3,152.40	92.00
Public Fire Protection	29,078.00	28,231.08	846.92
Other Sales to Public Auth.	4,839.25	5,240.77	(401.52)
Multifamily Residential Sales	6,970.70	7,068.26	(97.56)
TOTAL SALES OF WATER	147,627.65	148,015.06	(387.41)
OTHER OPERATING REVENUES	3,666.00	64,540.93	(60,874.93)
TOTAL OPERATING REVENUE	151,293.65	212,555.99	(61,262.34)
OPERATING EXPENSES			

OPERATION & MAINTENANCE			
SOURCE OF SUPPLY	530.93	517.67	13.26
PUMPING EXPENSES	12,926.37	12,811.25	115.12
WATER TREATMENT EXP.	12,138.91	6,994.21	5,144.70
TRANS. & DISTRIB. EXP.	29,362.25	27,294.17	2,068.08
CUSTOMER ACCOUNTS EXP.	6,174.55	6,116.68	57.87
SALES EXPENSE	72.00	0.00	72.00
ADMIN & GENERAL EXPENSE	52,288.19	30,781.51	21,506.68
TOTAL OPERATION & MAINT.	113,493.20	84,515.49	28,977.71
Depreciation Expense	22,161.38	21,593.68	567.70
Taxes	26,334.06	24,251.13	2,082.93
TOTAL OPERATING EXPENSES	161,988.64	130,360.30	31,628.34
OPERATING INCOME (LOSS)	(10,694.99)	82,195.69	(92,890.68)

**REEDSBURG UTILITY COMMISSION
WATER - MONTHLY OPERATING INCOME
COMPARED TO BUDGET
Balance as of Apr 2026**

	MTD \$	MTD BGT	VARIANCE
OPERATING REVENUE			

SALES OF WATER			
Residential Sales	43,842.15	43,332.00	510.15
Residential - Suburban	85.34	57.00	28.34
Commercial Sales	18,431.74	18,756.00	(324.26)
Industrial Sales	41,136.07	36,058.00	5,078.07
Private Fire Protection	3,244.40	3,152.00	92.40
Public Fire Protection	29,078.00	29,389.00	(311.00)
Other Sales to Public Auth.	4,839.25	5,042.00	(202.75)
Multifamily Residential Sales	6,970.70	7,280.00	(309.30)

TOTAL SALES OF WATER	147,627.65	143,066.00	4,561.65

OTHER OPERATING REVENUES	3,666.00	3,307.00	359.00

TOTAL OPERATING REVENUE	151,293.65	146,373.00	4,920.65
	=====		
 OPERATING EXPENSES			

OPERATION & MAINTENANCE			
SOURCE OF SUPPLY	530.93	549.00	(18.07)
PUMPING EXPENSES	12,926.37	13,580.00	(653.63)
WATER TREATMENT EXP.	12,138.91	7,241.00	4,897.91
TRANS. & DISTRIB. EXP.	29,362.25	28,932.00	430.25
CUSTOMER ACCOUNTS EXP.	6,174.55	6,489.00	(314.45)
SALES EXPENSE	72.00	0.00	72.00
ADMIN & GENERAL EXPENSE	52,288.19	31,158.00	21,130.19

TOTAL OPERATION & MAINT.	113,493.20	87,949.00	25,544.20
Depreciation Expense	22,161.38	22,066.00	95.38
Taxes	26,334.06	24,736.00	1,598.06

TOTAL OPERATING EXPENSES	161,988.64	134,751.00	27,237.64

OPERATING INCOME (LOSS)	(10,694.99)	11,622.00	(22,316.99)
	=====		

REEDSBURG UTILITY COMMISSION
WATER - YTD OPERATING INCOME
COMPARED TO PRIOR YEAR
Balance as of Apr 2026

	YTD \$	PRIOR \$	VARIANCE
OPERATING REVENUE			

SALES OF WATER			
Residential Sales	183,583.35	179,652.45	3,930.90
Residential - Suburban	325.81	271.64	54.17
Commercial Sales	84,143.14	73,738.48	10,404.66
Industrial Sales	168,259.45	154,645.15	13,614.30
Private Fire Protection	12,976.07	12,526.60	449.47
Public Fire Protection	116,312.00	112,924.32	3,387.68
Other Sales to Public Auth.	15,865.40	16,687.52	(822.12)
Multifamily Residential Sales	30,418.38	30,626.24	(207.86)

TOTAL SALES OF WATER	611,883.60	581,072.40	30,811.20

OTHER OPERATING REVENUES	81,710.04	83,387.28	(1,677.24)

TOTAL OPERATING REVENUE	693,593.64	664,459.68	29,133.96
	=====		
 OPERATING EXPENSES			

OPERATION & MAINTENANCE			
SOURCE OF SUPPLY	2,169.52	2,092.20	77.32
PUMPING EXPENSES	59,530.35	53,373.03	6,157.32
WATER TREATMENT EXP.	25,571.25	20,505.21	5,066.04
TRANS. & DISTRIB. EXP.	91,973.77	85,319.04	6,654.73
CUSTOMER ACCOUNTS EXP.	25,720.63	23,448.21	2,272.42
SALES EXPENSE	(63.62)	41.73	(105.35)
ADMIN & GENERAL EXPENSE	184,045.23	155,695.80	28,349.43

TOTAL OPERATION & MAINT.	388,947.13	340,475.22	48,471.91

Depreciation Expense	90,542.07	85,339.65	5,202.42
Taxes	105,443.11	97,012.74	8,430.37

TOTAL OPERATING EXPENSES	584,932.31	522,827.61	62,104.70

OPERATING INCOME (LOSS)	108,661.33	141,632.07	(32,970.74)
	=====		

**REEDSBURG UTILITY COMMISSION
WATER - YTD OPERATING INCOME
COMPARED TO BUDGET
Balance as of Apr 2026**

	YTD \$	YTD BGT	VARIANCE
OPERATING REVENUE			

SALES OF WATER			
Residential Sales	183,583.35	178,576.00	5,007.35
Residential - Suburban	325.81	259.00	66.81
Commercial Sales	84,143.14	74,771.00	9,372.14
Industrial Sales	168,259.45	132,222.00	36,037.45
Private Fire Protection	12,976.07	12,608.00	368.07
Public Fire Protection	116,312.00	117,556.00	(1,244.00)
Other Sales to Public Auth.	15,865.40	16,054.00	(188.60)
Multifamily Residential Sales	30,418.38	31,545.00	(1,126.62)

TOTAL SALES OF WATER	611,883.60	563,591.00	48,292.60

OTHER OPERATING REVENUES	81,710.04	83,799.00	(2,088.96)

TOTAL OPERATING REVENUE	693,593.64	647,390.00	46,203.64
	=====		
 OPERATING EXPENSES			

OPERATION & MAINTENANCE			
SOURCE OF SUPPLY	2,169.52	2,218.00	(48.48)
PUMPING EXPENSES	59,530.35	56,576.00	2,954.35
WATER TREATMENT EXP.	25,571.25	21,229.00	4,342.25
TRANS. & DISTRIB. EXP.	91,973.77	90,439.00	1,534.77
CUSTOMER ACCOUNTS EXP.	25,720.63	24,875.00	845.63
SALES EXPENSE	(63.62)	33.00	(96.62)
ADMIN & GENERAL EXPENSE	184,045.23	155,583.00	28,462.23

TOTAL OPERATION & MAINT.	388,947.13	350,953.00	37,994.13

Depreciation Expense	90,542.07	87,935.00	2,607.07
Taxes	105,443.11	98,953.00	6,490.11

TOTAL OPERATING EXPENSES	584,932.31	537,841.00	47,091.31

OPERATING INCOME (LOSS)	108,661.33	109,549.00	(887.67)
	=====		

REEDSBURG UTILITY COMMISSION
LightSpeed
INTERNET, VIDEO, TELEPHONE BALANCE SHEET
Balance as of Apr 2026

	YTD	LYTD	CHANGE
ASSETS			
UTILITY PLANT IN SERVICE			
Common Plant	47,946,734.95	47,129,127.18	817,607.77
Internet Plant	1,752,148.59	1,480,020.35	272,128.24
Video Plant	280,607.14	272,976.45	7,630.69
Telephone Plant	122,475.00	122,475.00	0.00
	-----	-----	-----
Total Utility Plant	50,101,965.68	49,004,598.98	1,097,366.70
	-----	-----	-----
LESS: ACCUMULATED DEPRECIATION	(20,906,062.98)	(19,028,308.47)	(1,877,754.51)
	-----	-----	-----
Net Utility Plant in Service	29,195,902.70	29,976,290.51	(780,387.81)
	-----	-----	-----
CONSTRUCTION WORK IN PROGRESS			
Construction Work in Progress	14,950,506.92	1,681,737.70	13,268,769.22
Completed Construction not Classified	0.00	0.00	0.00
	-----	-----	-----
Total Construction Work in Progress	14,950,506.92	1,681,737.70	13,268,769.22
	-----	-----	-----
RESTRICTED ASSETS			
Bond Funds	0.00	0.00	0.00
Depreciation Fund	0.00	0.00	0.00
	-----	-----	-----
Total Restricted Assets	0.00	0.00	0.00
	-----	-----	-----
CURRENT ASSETS			
Cash and Investments	8,205,973.88	(576,443.54)	8,782,417.42
Cash and Investments-Depreciation	501,532.35	509,258.01	(7,725.66)
Cash and Investments-Debt Service	816,042.70	731,100.76	84,941.94
Customer Account Receivable	297,640.01	338,554.96	(40,914.95)
Other Account Receivable	26,995.70	347,429.51	(320,433.81)
Materials and Supplies	2,234,725.27	4,269,800.59	(2,035,075.32)
Prepaid Expenses	82,547.58	101,106.32	(18,558.74)
	-----	-----	-----
Total Current Assets	12,165,457.49	5,720,806.61	6,444,650.88
	-----	-----	-----
DEFERRED DEBITS			
Unamortized Debt Discount & Exp	(101,934.28)	(123,230.32)	21,296.04
Pension Deferred Debits	1,716,150.00	2,117,307.00	(401,157.00)
	-----	-----	-----
Total Deferred Debits	1,614,215.72	1,994,076.68	(379,860.96)
	-----	-----	-----
TOTAL ASSETS	57,926,082.83	39,372,911.50	18,553,171.33
	=====	=====	=====

REEDSBURG UTILITY COMMISSION
LightSpeed
INTERNET, VIDEO, TELEPHONE BALANCE SHEET
Balance as of Apr 2026

EQUITY AND LIABILITIES

	YTD	LYTD	CHANGE
EQUITY			
Capital Paid in by RUC	3,100,000.00	3,100,000.00	0.00
Retained Earnings	31,671,867.96	23,470,147.84	8,201,720.12
Total Equity	34,771,867.96	26,570,147.84	8,201,720.12
LONG-TERM LIABILITIES			
Revenue Bonds	0.00	0.00	0.00
Other Long Term Debt	20,351,405.00	9,820,000.00	10,531,405.00
Total Long-Term Liabilities	20,351,405.00	9,820,000.00	10,531,405.00
CURRENT LIABILITIES			
Accounts Payable	446,791.94	326,623.09	120,168.85
Accrued Comp/Vacation	118,948.84	120,435.05	(1,486.21)
Accrued Sick Leave	108,563.46	102,816.49	5,746.97
Accrued Benefits	130,491.00	147,173.00	(16,682.00)
Payable to Electric & Water	108,380.99	92,277.95	16,103.04
Payable to Spring Brook	0.00	0.00	0.00
Customer Deposits	9,997.84	9,147.42	850.42
Customer Deposits for Construction	317,245.00	246,722.00	70,523.00
Interest Accrued	46,973.49	44,186.75	2,786.74
Unearned Revenue	156,820.31	150,309.91	6,510.40
Total Current Liabilities	1,444,212.87	1,239,691.66	204,521.21
Deferred Credits			
Pension Deferred Credits	1,052,374.00	1,431,193.00	(378,819.00)
Pension Regulatory Liability	306,223.00	311,879.00	(5,656.00)
Total Deferred Credits	1,358,597.00	1,743,072.00	(384,475.00)
Total Liabilities	23,154,214.87	12,802,763.66	10,351,451.21
TOTAL EQUITY AND LIABILITIES	57,926,082.83	39,372,911.50	18,553,171.33

REEDSBURG UTILITY COMMISSION
LightSpeed
STATEMENTS OF INCOME & RETAINED EARNINGS
Balance as of Apr 2026

	YTD	LYTD	CHANGE
OPERATING REVENUE			
Internet	2,332,436.38	2,110,300.83	222,135.55
Video	738,709.62	724,607.65	14,101.97
Telephone	294,519.39	287,250.23	7,269.16
Total Operating Revenues	3,365,665.39	3,122,158.71	243,506.68
OPERATING EXPENSES			
Internet			
Operation and Maintenance	837,438.06	842,989.70	(5,551.64)
Depreciation	568,158.17	533,106.70	35,051.47
Taxes	36,227.90	31,834.79	4,393.11
Total Internet	1,441,824.13	1,407,931.19	33,892.94
Video			
Operation and Maintenance	632,715.78	619,116.47	13,599.31
Depreciation	57,559.34	61,748.79	(4,189.45)
Taxes	4,515.84	4,452.23	63.61
Total Video	694,790.96	685,317.49	9,473.47
Telephone			
Operation and Maintenance	199,548.85	199,582.30	(33.45)
Depreciation	77,723.69	81,849.48	(4,125.79)
Taxes	18,120.71	17,095.94	1,024.77
Total Telephone	295,393.25	298,527.72	(3,134.47)
OPERATING INCOME			
Internet	890,612.25	702,369.64	188,242.61
Video	43,918.66	39,290.16	4,628.50
Telephone	(873.86)	(11,277.49)	10,403.63
Total Operating Income	933,657.05	730,382.31	203,274.74
NONOPERATING INCOME (EXPENSES)			
Interest Income	80,500.15	24,083.33	56,416.82
CIAC Revenue-Conn Rg	516,066.29	540,389.13	(24,322.84)
Interest on Long-Term Debt	(83,225.00)	(89,071.24)	5,846.24
Gain/(Loss) on Early Retirement	0.00	2,820.08	(2,820.08)
Amortization of Debt Discount/Expense	6,708.68	7,293.68	(585.00)
Interest on Debt to Municipality	0.00	0.00	0.00
Other Interest Expense	(112.61)	(129.45)	16.84
Interest Charged to Construction	0.00	0.00	0.00
Merchandising & Jobbing	(1,340.97)	(244.93)	(1,096.04)
Miscellaneous	0.00	0.00	0.00
Total Non-Oper. Income (Expenses)	518,596.54	485,140.60	33,455.94
NET INCOME (LOSS)	1,452,253.59	1,215,522.91	236,730.68
RETAINED EARNINGS-Beginning of Year	30,219,614.37	22,254,624.93	7,964,989.44
RETAINED EARNINGS-END OF YEAR	31,671,867.96	23,470,147.84	8,201,720.12

REEDSBURG UTILITY COMMISSION
INTERNET - MONTHLY OPERATING INCOME
COMPARED TO PRIOR YEAR
Balance as of Apr 2026

	MTD \$	PRIOR \$	VARIANCE
OPERATING REVENUE			

SALES			
RESIDENTIAL INTERNET ACCESS	419,063.48	371,913.92	47,149.56
RURAL FIBER ACCESS	20.00	0.00	20.00
RESIDENTIAL INTERNET INSTALL FEES	9,529.80	4,644.90	4,884.90
CUSTOMER NETWORK REVENUE	36,953.69	33,579.00	3,374.69
BUSINESS INTERNET ACCESS	67,219.05	64,043.11	3,175.94
HOSTING FEES	16,044.47	15,007.91	1,036.56
FIBER PROTECTION FEE	28,662.25	25,842.51	2,819.74
INTERNET SECURITY	382.68	422.05	(39.37)
WIFI INTERNET APPS	1,087.59	951.57	136.02
LATE PAYMENT CHARGES	7,370.00	5,741.90	1,628.10
MISCELLANEOUS/OTHER	8,062.34	7,363.62	698.72
	-----	-----	-----
TOTAL OPERATING REVENUE	594,395.35	529,510.49	64,884.86
	-----	-----	-----
OPERATING EXPENSES			

OPERATION & MAINTENANCE			
INTERNET ACCESS	20,998.75	19,562.41	1,436.34
DISTRIBUTION EXPENSES	51,507.87	49,297.45	2,210.42
CUSTOMER ACCOUNTS EXPENSE	25,684.46	21,079.60	4,604.86
SALES EXPENSE	5,245.59	7,206.40	(1,960.81)
ADMIN & GENERAL EXPENSE	79,418.54	94,758.07	(15,339.53)
	-----	-----	-----
TOTAL OPERATION & MAINT.	182,855.21	191,903.93	(9,048.72)
DEPRECIATION EXPENSE	142,740.85	133,936.75	8,804.10
TAXES	9,987.09	8,603.78	1,383.31
	-----	-----	-----
TOTAL OPERATING EXPENSES	335,583.15	334,444.46	1,138.69
	-----	-----	-----
OPERATING INCOME (LOSS)	258,812.20	195,066.03	63,746.17
	=====	=====	=====

REEDSBURG UTILITY COMMISSION
INTERNET - MONTHLY OPERATING INCOME
COMPARED TO BUDGET
Balance as of Apr 2026

	MTD \$	MTD BGT	VARIANCE
OPERATING REVENUE			

SALES			
RESIDENTIAL INTERNET ACCESS	419,063.48	419,048.00	15.48
RURAL FIBER ACCESS	20.00	0.00	20.00
RESIDENTIAL INTERNET INSTALL FEES	9,529.80	6,500.00	3,029.80
CUSTOMER NETWORK REVENUE	36,953.69	34,199.00	2,754.69
BUSINESS INTERNET ACCESS	67,219.05	65,358.00	1,861.05
HOSTING FEES	16,044.47	15,340.00	704.47
FIBER PROTECTION FEE	28,662.25	28,313.00	349.25
INTERNET SECURITY	382.68	442.00	(59.32)
WIFI INTERNET APPS	1,087.59	1,013.00	74.59
LATE PAYMENT CHARGES	7,370.00	6,450.00	920.00
MISCELLANEOUS/OTHER	8,062.34	7,857.00	205.34
	-----	-----	-----
TOTAL OPERATING REVENUE	594,395.35	584,520.00	9,875.35
	-----	-----	-----
OPERATING EXPENSES			

OPERATION & MAINTENANCE			
INTERNET ACCESS	20,998.75	22,026.00	(1,027.25)
DISTRIBUTION EXPENSES	51,507.87	59,108.00	(7,600.13)
CUSTOMER ACCOUNTS EXPENSE	25,684.46	27,854.00	(2,169.54)
SALES EXPENSE	5,245.59	8,315.00	(3,069.41)
ADMIN & GENERAL EXPENSE	79,418.54	93,265.00	(13,846.46)
	-----	-----	-----
TOTAL OPERATION & MAINT.	182,855.21	210,568.00	(27,712.79)
DEPRECIATION EXPENSE	142,740.85	142,359.00	381.85
TAXES	9,987.09	8,847.00	1,140.09
	-----	-----	-----
TOTAL OPERATING EXPENSES	335,583.15	361,774.00	(26,190.85)
	-----	-----	-----
OPERATING INCOME (LOSS)	258,812.20	222,746.00	36,066.20
	=====	=====	=====

**REEDSBURG UTILITY COMMISSION
INTERNET - YTD OPERATING INCOME
COMPARED TO PRIOR YEAR
Balance as of Apr 2026**

	YTD \$	PRIOR \$	VARIANCE
OPERATING REVENUE			

SALES			
RESIDENTIAL INTERNET ACCESS	1,651,887.60	1,482,098.85	169,788.75
RURAL FIBER ACCESS	80.00	0.00	80.00
RESIDENTIAL INTERNET INSTALL FEES	29,124.40	15,564.85	13,559.55
CUSTOMER NETWORK REVENUE	139,200.43	134,197.85	5,002.58
BUSINESS INTERNET ACCESS	267,798.25	253,939.73	13,858.52
HOSTING FEES	63,814.63	59,522.99	4,291.64
FIBER PROTECTION FEE	113,331.66	102,926.91	10,404.75
INTERNET SECURITY	1,590.15	1,695.95	(105.80)
WIFI INTERNET APPS	4,057.04	3,835.82	221.22
LATE PAYMENT CHARGES	28,140.00	25,285.70	2,854.30
MISCELLANEOUS/OTHER	33,888.71	31,809.67	2,079.04
	2,332,912.87	2,110,878.32	222,034.55
	-----	-----	-----
OPERATING EXPENSES			

OPERATION & MAINTENANCE			
INTERNET ACCESS	87,455.79	87,954.49	(498.70)
DISTRIBUTION EXPENSES	219,404.99	190,813.38	28,591.61
CUSTOMER ACCOUNTS EXPENSE	97,555.36	85,853.37	11,701.99
SALES EXPENSE	18,734.13	20,099.20	(1,365.07)
ADMIN & GENERAL EXPENSE	414,287.79	458,269.26	(43,981.47)
	837,438.06	842,989.70	(5,551.64)
DEPRECIATION EXPENSE	568,158.17	533,106.70	35,051.47
TAXES	36,227.90	31,834.79	4,393.11
	1,441,824.13	1,407,931.19	33,892.94
	-----	-----	-----
TOTAL OPERATING EXPENSES	1,441,824.13	1,407,931.19	33,892.94
	-----	-----	-----
OPERATING INCOME (LOSS)	891,088.74	702,947.13	188,141.61
	=====	=====	=====

**REEDSBURG UTILITY COMMISSION
INTERNET - YTD OPERATING INCOME
COMPARED TO BUDGET
Balance as of Apr 2026**

	YTD \$	YTD BGT	VARIANCE
OPERATING REVENUE			

SALES			
RESIDENTIAL INTERNET ACCESS	1,651,887.60	1,637,192.00	14,695.60
RURAL FIBER ACCESS	80.00	0.00	80.00
RESIDENTIAL INTERNET INSTALL FEES	29,124.40	26,000.00	3,124.40
CUSTOMER NETWORK REVENUE	139,200.43	136,727.00	2,473.43
BUSINESS INTERNET ACCESS	267,798.25	260,455.00	7,343.25
HOSTING FEES	63,814.63	61,360.00	2,454.63
FIBER PROTECTION FEE	113,331.66	111,110.00	2,221.66
INTERNET SECURITY	1,590.15	1,790.00	(199.85)
WIFI INTERNET APPS	4,057.04	4,026.00	31.04
LATE PAYMENT CHARGES	28,140.00	25,704.00	2,436.00
MISCELLANEOUS/OTHER	33,888.71	31,251.00	2,637.71
	-----	-----	-----
TOTAL OPERATING REVENUE	2,332,912.87	2,295,615.00	37,297.87
	-----	-----	-----
OPERATING EXPENSES			

OPERATION & MAINTENANCE			
INTERNET ACCESS	87,455.79	87,611.00	(155.21)
DISTRIBUTION EXPENSES	219,404.99	251,265.00	(31,860.01)
CUSTOMER ACCOUNTS EXPENSE	97,555.36	110,427.00	(12,871.64)
SALES EXPENSE	18,734.13	22,345.00	(3,610.87)
ADMIN & GENERAL EXPENSE	414,287.79	407,189.00	7,098.79
	-----	-----	-----
TOTAL OPERATION & MAINT.	837,438.06	878,837.00	(41,398.94)
DEPRECIATION EXPENSE	568,158.17	558,979.00	9,179.17
TAXES	36,227.90	34,739.00	1,488.90
	-----	-----	-----
TOTAL OPERATING EXPENSES	1,441,824.13	1,472,555.00	(30,730.87)
	-----	-----	-----
OPERATING INCOME (LOSS)	891,088.74	823,060.00	68,028.74
	=====	=====	=====

REEDSBURG UTILITY COMMISSION
VIDEO - MONTHLY OPERATING INCOME
COMPARED TO PRIOR YEAR
Balance as of Apr 2026

	MTD \$	PRIOR \$	VARIANCE
OPERATING REVENUE			

SALES			
LOCAL	11,773.90	11,426.77	347.13
PRIME HD	94,018.92	92,557.75	1,461.17
MAX	26,966.59	24,913.15	2,053.44
RURAL ACCESS FEE	20.00	30.00	(10.00)
BULK CABLE	6,112.65	6,112.65	0.00
PREMIUM CHANNELS	1,400.50	1,339.14	61.36
DISCOUNTS/PROMOTIONS	0.00	0.00	0.00
RECEIVER REVENUE	488.37	59.69	428.68
INSTALLATION FEES	0.00	25.00	(25.00)
ADVERTISING REVENUE	0.00	0.00	0.00
SURCHARGE REVENUE	43,069.06	42,940.80	128.26
MISCELLANEOUS/OTHER	1,097.68	1,085.63	12.05
TOTAL OPERATING REVENUE	184,947.67	180,490.58	4,457.09
OPERATING EXPENSES			

OPERATION & MAINTENANCE			
VIDEO EXPENSE	131,803.40	131,301.69	501.71
DISTRIBUTION EXPENSE	4,657.93	4,935.20	(277.27)
CUSTOMER BILLING & COLLECTING	2,913.07	2,917.85	(4.78)
SALES EXPENSE	605.26	948.21	(342.95)
ADMIN & GENERAL EXPENSE	11,270.93	13,780.51	(2,509.58)
TOTAL OPERATING & MAINT.	151,250.59	153,883.46	(2,632.87)
DEPRECIATION EXPENSE	14,469.11	15,512.59	(1,043.48)
TAXES	1,202.45	1,162.39	40.06
TOTAL OPERATING EXPENSES	166,922.15	170,558.44	(3,636.29)
OPERATING INCOME (LOSS)	18,025.52	9,932.14	8,093.38

REEDSBURG UTILITY COMMISSION
VIDEO - MONTHLY OPERATING INCOME
COMPARED TO BUDGET
Balance as of Apr 2026

	MTD \$	MTD BGT	VARIANCE
OPERATING REVENUE			

SALES			
LOCAL	11,773.90	11,940.00	(166.10)
PRIME HD	94,018.92	96,179.00	(2,160.08)
MAX	26,966.59	26,649.00	317.59
RURAL ACCESS FEE	20.00	10.00	10.00
BULK CABLE	6,112.65	6,113.00	(0.35)
PREMIUM CHANNELS	1,400.50	1,374.00	26.50
DISCOUNTS/PROMOTIONS	0.00	0.00	0.00
RECEIVER REVENUE	488.37	235.00	253.37
INSTALLATION FEES	0.00	48.00	(48.00)
ADVERTISING REVENUE	0.00	0.00	0.00
SURCHARGE REVENUE	43,069.06	43,550.00	(480.94)
MISCELLANEOUS/OTHER	1,097.68	1,254.00	(156.32)

TOTAL OPERATING REVENUE	184,947.67	187,352.00	(2,404.33)

OPERATING EXPENSES			

OPERATION & MAINTENANCE			
VIDEO EXPENSE	131,803.40	146,532.00	(14,728.60)
DISTRIBUTION EXPENSE	4,657.93	6,179.00	(1,521.07)
CUSTOMER BILLING & COLLECTING	2,913.07	2,844.00	69.07
SALES EXPENSE	605.26	621.00	(15.74)
ADMIN & GENERAL EXPENSE	11,270.93	12,420.00	(1,149.07)

TOTAL OPERATING & MAINT.	151,250.59	168,596.00	(17,345.41)

DEPRECIATION EXPENSE	14,469.11	16,279.00	(1,809.89)
TAXES	1,202.45	1,205.00	(2.55)

TOTAL OPERATING EXPENSES	166,922.15	186,080.00	(19,157.85)

OPERATING INCOME (LOSS)	18,025.52	1,272.00	16,753.52
	=====		

**REEDSBURG UTILITY COMMISSION
VIDEO - YTD OPERATING INCOME
COMPARED TO PRIOR YEAR
Balance as of Apr 2026**

	YTD \$	PRIOR \$	VARIANCE
OPERATING REVENUE			

SALES			
LOCAL	46,692.19	46,104.18	588.01
PRIME HD	376,651.73	371,572.47	5,079.26
MAX	107,289.07	99,450.88	7,838.19
RURAL ACCESS FEE	80.00	132.00	(52.00)
BULK CABLE	24,450.60	24,450.60	0.00
PREMIUM CHANNELS	5,556.78	5,730.91	(174.13)
DISCOUNTS/PROMOTIONS	0.00	0.00	0.00
RECEIVER REVENUE	1,695.09	361.49	1,333.60
INSTALLATION FEES	45.00	225.00	(180.00)
ADVERTISING REVENUE	0.00	0.00	0.00
SURCHARGE REVENUE	171,779.93	172,031.19	(251.26)
MISCELLANEOUS/OTHER	4,469.23	4,548.93	(79.70)

TOTAL OPERATING REVENUE	738,709.62	724,607.65	14,101.97

OPERATING EXPENSES			

OPERATION & MAINTENANCE			
VIDEO EXPENSE	540,294.19	519,821.48	20,472.71
DISTRIBUTION EXPENSE	18,413.43	18,799.72	(386.29)
CUSTOMER BILLING & COLLECTING	12,504.47	11,681.37	823.10
SALES EXPENSE	2,120.13	2,646.49	(526.36)
ADMIN & GENERAL EXPENSE	59,383.56	66,167.41	(6,783.85)

TOTAL OPERATING & MAINT.	632,715.78	619,116.47	13,599.31

DEPRECIATION EXPENSE	57,559.34	61,748.79	(4,189.45)
TAXES	4,515.84	4,452.23	63.61

TOTAL OPERATING EXPENSES	694,790.96	685,317.49	9,473.47

OPERATING INCOME (LOSS)	43,918.66	39,290.16	4,628.50
	=====		

**REEDSBURG UTILITY COMMISSION
VIDEO - YTD OPERATING INCOME
COMPARED TO BUDGET
Balance as of Apr 2026**

	YTD \$	YTD BGT	VARIANCE
OPERATING REVENUE			

SALES			
LOCAL	46,692.19	47,760.00	(1,067.81)
PRIME HD	376,651.73	384,716.00	(8,064.27)
MAX	107,289.07	106,596.00	693.07
RURAL ACCESS FEE-VIDEO	80.00	40.00	40.00
BULK CABLE	24,450.60	24,452.00	(1.40)
PREMIUM CHANNELS	5,556.78	5,496.00	60.78
DISCOUNTS/PROMOTIONS	0.00	0.00	0.00
RECEIVER REVENUE	1,695.09	940.00	755.09
INSTALLATION FEES	45.00	192.00	(147.00)
ADVERTISING REVENUE	0.00	0.00	0.00
SURCHARGE REVENUE	171,779.93	174,200.00	(2,420.07)
MISCELLANEOUS/OTHER	4,469.23	5,016.00	(546.77)

TOTAL OPERATING REVENUE	738,709.62	749,408.00	(10,698.38)

OPERATING EXPENSES			

OPERATION & MAINTENANCE			
VIDEO EXPENSE	540,294.19	586,128.00	(45,833.81)
DISTRIBUTION EXPENSE	18,413.43	24,626.00	(6,212.57)
CUSTOMER BILLING & COLLECTING	12,504.47	11,337.00	1,167.47
SALES EXPENSE	2,120.13	2,474.00	(353.87)
ADMIN & GENERAL EXPENSE	59,383.56	53,150.00	6,233.56

TOTAL OPERATING & MAINT.	632,715.78	677,715.00	(44,999.22)

DEPRECIATION EXPENSE	57,559.34	64,155.00	(6,595.66)
TAXES	4,515.84	4,748.00	(232.16)

TOTAL OPERATING EXPENSES	694,790.96	746,618.00	(51,827.04)

OPERATING INCOME (LOSS)	43,918.66	2,790.00	41,128.66
	=====		

REEDSBURG UTILITY COMMISSION
TELEPHONE - MONTHLY OPERATING INCOME
COMPARED TO PRIOR YEAR
Balance as of Apr 2026

	MTD \$	PRIOR \$	VARIANCE
OPERATING REVENUE			

SALES			
RESIDENTIAL LOCAL SERVICE	313.77	298.34	15.43
BUSINESS LOCAL SERVICE	18.60	40.92	(22.32)
RESIDENTIAL VoIP REVENUE	34,519.40	32,949.04	1,570.36
BUSINESS VoIP REVENUE	31,054.01	31,116.73	(62.72)
REGULATORY FEES	6,178.92	6,005.10	173.82
ECC REVENUE	0.00	0.00	0.00
LONG DISTANCE	260.29	277.87	(17.58)
SWITCHED ACCESS REVENUE	0.00	0.00	0.00
DIRECTORY REVENUE	256.00	256.00	0.00
TELEPHONE INSTALL FEES	265.00	470.00	(205.00)
RURAL ACCESS FEE	740.97	547.34	193.63
OTHER TELEPHONE REVENUES	83.78	133.87	(50.09)

TOTAL OPERATING REVENUE	73,690.74	72,095.21	1,595.53

OPERATING EXPENSES			

OPERATION & MAINTENANCE			
ACCESS EXPENSE	1,925.15	2,098.72	(173.57)
VoIP ACCESS EXPENSE	18,507.78	18,868.52	(360.74)
DISTRIBUTION EXPENSE	7,018.38	8,680.12	(1,661.74)
CUSTOMER ACCOUNTS EXPENSE	4,165.46	3,956.43	209.03
SALES EXPENSE	874.26	1,327.50	(453.24)
ADMIN & GENERAL EXPENSE	12,914.31	18,723.92	(5,809.61)

TOTAL OPERATION & MAINT.	45,405.34	53,655.21	(8,249.87)

DEPRECIATION EXPENSE	19,498.04	20,546.45	(1,048.41)
TAXES	5,648.04	5,282.76	365.28

TOTAL OPERATING EXPENSES	70,551.42	79,484.42	(8,933.00)

OPERATING INCOME (LOSS)	3,139.32	(7,389.21)	10,528.53
=====			

REEDSBURG UTILITY COMMISSION
TELEPHONE - MONTHLY OPERATING INCOME
COMPARED TO BUDGET
Balance as of Apr 2026

	MTD \$	MTD BGT	VARIANCE
OPERATING REVENUE			

SALES			
RESIDENTIAL LOCAL SERVICE	313.77	330.00	(16.23)
BUSINESS LOCAL SERVICE	18.60	39.00	(20.40)
RESIDENTIAL VoIP REVENUE	34,519.40	33,808.00	711.40
BUSINESS VoIP REVENUE	31,054.01	30,603.00	451.01
REGULATORY FEES	6,178.92	6,005.00	173.92
ECC REVENUE	0.00	0.00	0.00
LONG DISTANCE	260.29	197.00	63.29
SWITCHED ACCESS REVENUE	0.00	0.00	0.00
DIRECTORY REVENUE	256.00	0.00	256.00
TELEPHONE INSTALL FEES	265.00	470.00	(205.00)
RURAL ACCESS FEE	740.97	559.00	181.97
OTHER TELEPHONE REVENUES	83.78	106.00	(22.22)

TOTAL OPERATING REVENUE	73,690.74	72,117.00	1,573.74

OPERATING EXPENSES			

OPERATION & MAINTENANCE			
ACCESS EXPENSE	1,925.15	1,988.00	(62.85)
VoIP ACCESS EXPENSE	18,507.78	18,017.00	490.78
DISTRIBUTION EXPENSE	7,018.38	8,940.00	(1,921.62)
CUSTOMER ACCOUNTS EXPENSE	4,165.46	4,032.00	133.46
SALES EXPENSE	874.26	1,367.00	(492.74)
ADMIN & GENERAL EXPENSE	12,914.31	18,082.00	(5,167.69)

TOTAL OPERATION & MAINT.	45,405.34	52,426.00	(7,020.66)
DEPRECIATION EXPENSE	19,498.04	20,756.00	(1,257.96)
TAXES	5,648.04	4,818.00	830.04

TOTAL OPERATING EXPENSES	70,551.42	78,000.00	(7,448.58)

OPERATING INCOME (LOSS)	3,139.32	(5,883.00)	9,022.32
	=====		

REEDSBURG UTILITY COMMISSION
TELEPHONE - YTD OPERATING INCOME
COMPARED TO PRIOR YEAR
Balance as of Apr 2026

	YTD \$	PRIOR \$	VARIANCE
OPERATING REVENUE			

SALES			
RESIDENTIAL LOCAL SERVICE	1,296.56	1,176.35	120.21
BUSINESS LOCAL SERVICE	134.40	161.37	(26.97)
RESIDENTIAL VoIP REVENUE	137,607.99	131,428.10	6,179.89
BUSINESS VoIP REVENUE	124,323.15	125,110.89	(787.74)
REGULATORY FEES	25,021.05	23,938.99	1,082.06
ECC REVENUE	0.00	0.00	0.00
LONG DISTANCE	1,063.40	883.91	179.49
SWITCHED ACCESS REVENUE	0.00	0.00	0.00
DIRECTORY REVENUE	1,024.00	874.78	149.22
TELEPHONE INSTALL FEES	730.00	790.00	(60.00)
RURAL ACCESS FEE	2,987.76	2,070.67	917.09
OTHER TELEPHONE REVENUES	331.08	815.17	(484.09)

TOTAL OPERATING REVENUE	294,519.39	287,250.23	7,269.16

OPERATING EXPENSES			

OPERATION & MAINTENANCE			
ACCESS EXPENSE	8,271.72	7,778.37	493.35
VoIP ACCESS EXPENSE	75,060.96	56,363.58	18,697.38
DISTRIBUTION EXPENSE	27,247.39	29,118.60	(1,871.21)
CUSTOMER ACCOUNTS EXPENSE	15,991.19	15,618.56	372.63
SALES EXPENSE	3,104.74	3,699.78	(595.04)
ADMIN & GENERAL EXPENSE	69,872.85	87,003.41	(17,130.56)

TOTAL OPERATION & MAINT.	199,548.85	199,582.30	(33.45)
DEPRECIATION EXPENSE	77,723.69	81,849.48	(4,125.79)
TAXES	18,120.71	17,095.94	1,024.77

TOTAL OPERATING EXPENSES	295,393.25	298,527.72	(3,134.47)

OPERATING INCOME (LOSS)	(873.86)	(11,277.49)	10,403.63
=====			

**REEDSBURG UTILITY COMMISSION
 TELEPHONE - YTD OPERATING INCOME
 COMPARED TO BUDGET
 Balance as of Apr 2026**

	YTD \$	YTD BGT	VARIANCE
OPERATING REVENUE			

SALES			
RESIDENTIAL LOCAL SERVICE	1,296.56	1,320.00	(23.44)
BUSINESS LOCAL SERVICE	134.40	156.00	(21.60)
RESIDENTIAL VoIP REVENUE	137,607.99	134,896.00	2,711.99
BUSINESS VoIP REVENUE	124,323.15	122,108.00	2,215.15
REGULATORY FEES	25,021.05	23,939.00	1,082.05
ECC REVENUE	0.00	0.00	0.00
LONG DISTANCE	1,063.40	788.00	275.40
SWITCHED ACCESS REVENUE	0.00	0.00	0.00
DIRECTORY REVENUE	1,024.00	0.00	1,024.00
TELEPHONE INSTALL FEES	730.00	790.00	(60.00)
RURAL ACCESS FEE	2,987.76	2,236.00	751.76
OTHER TELEPHONE REVENUES	331.08	802.00	(470.92)

TOTAL OPERATING REVENUE	294,519.39	287,035.00	7,484.39

OPERATING EXPENSES			

OPERATION & MAINTENANCE			
ACCESS EXPENSE	8,271.72	7,933.00	338.72
VoIP ACCESS EXPENSE	75,060.96	71,886.00	3,174.96
DISTRIBUTION EXPENSE	27,247.39	29,994.00	(2,746.61)
CUSTOMER ACCOUNTS EXPENSE	15,991.19	15,124.00	867.19
SALES EXPENSE	3,104.74	3,811.00	(706.26)
ADMIN & GENERAL EXPENSE	69,872.85	78,717.00	(8,844.15)

TOTAL OPERATION & MAINT.	199,548.85	207,465.00	(7,916.15)

DEPRECIATION EXPENSE	77,723.69	82,920.00	(5,196.31)
TAXES	18,120.71	19,224.00	(1,103.29)

TOTAL OPERATING EXPENSES	295,393.25	309,609.00	(14,215.75)

OPERATING INCOME (LOSS)	(873.86)	(22,574.00)	21,700.14
=====			

05/15/2026 9:39:17 AM

Accounts Payable Check Register

Page 1

04/22/2026 To 05/15/2026

Bank Account: 3 - COMMUNITY 1ST BK-WATER MRB P&I

Check / Tran Date	Pmt Type	Vendor	Vendor Name	Reference	Amount
15 04/28/2026	WIRE	1040	ASSOCIATED TRUST COMPANY	WATER 2014 MRB PYMTS	75,625.00
Total for Bank Account - 3 :					(1) 75,625.00

05/15/2026 9:39:17 AM

Accounts Payable Check Register

Page 2

04/22/2026 To 05/15/2026

Bank Account: 5 - COMMUNITY 1ST CUSTOMER PYMT

Check / Tran Date	Pmt Type	Vendor	Vendor Name	Reference	Amount
197 04/28/2026	WIRE	1561	WI PUBLIC POWER INC	MONTHLY POWER BILL PYMT	1,510,564.43
Total for Bank Account - 5 :					(1) 1,510,564.43

05/15/2026 9:39:17 AM

Accounts Payable Check Register

Page 3

04/22/2026 To 05/15/2026

Bank Account: 11 - COMMUNITY 1ST CHECKING

Check / Tran Date	Pmt Type	Vendor	Vendor Name	Reference	Amount
2567 05/01/2026	WIRE	1155	EMPLOYEE BENEFITS CORPORATION	MONTHLY FLEX PLAN DEDUCTIONS	3,386.32
2571 04/30/2026	WIRE	1155	EMPLOYEE BENEFITS CORPORATION	MONTHLY FLEX PLAN FEES	115.50
2575 04/24/2026	WIRE	2010	GREAT-WEST FINANCIAL	DEFERRED COMP DEDUCTIONS	3,239.27
2576 04/24/2026	WIRE	2002	EFTPS-ACH	PAYROLL-FED W/H TAXES	36,754.29
2577 04/24/2026	WIRE	2003	SWT WITHHOLDING-ACH	PAYROLL-STATE W/H TAX	6,563.37
2578 05/04/2026	WIRE	1232	INTERSTATE TRS FUND	ANNUAL ASSESSMENT OBLIGATION 10 of 12	1,587.15
2579 05/04/2026	WIRE	1508	UNIVERSAL SERVICE ADMIN CO	SUPPORT MECHANISM CHARGES-ID# 825478	4,081.83
2581 05/08/2026	WIRE	2010	GREAT-WEST FINANCIAL	DEFERRED COMP DEDUCTIONS	3,369.58
2582 05/08/2026	WIRE	2002	EFTPS-ACH	PAYROLL-FED W/H TAXES	38,717.45
2583 05/08/2026	WIRE	2003	SWT WITHHOLDING-ACH	PAYROLL-STATE W/H TAX	6,785.07
2584 05/06/2026	WIRE	1552	WI DEPT OF REVENUE	APR 26 911 POLICE & FIRE PROTECTION FEE	1,699.15
2585 05/06/2026	WIRE	1134	DEPT OF THE TREASURY-ACH	APRIL 2026 FEDERAL EXCISE TAX-FORM 720	1,930.99
2588 05/14/2026	WIRE	1329	NATIONAL CABLE TELEVISION COOP	APR 26 INTERSTATE WAVELENGTH-WINDSTREAM	3,242.25
2589 05/15/2026	WIRE	1329	NATIONAL CABLE TELEVISION COOP	APRIL 26 NCTC-MONTHLY PROGRAMMING FEES	91,986.38
14573 04/22/2026	DD	2151	FS.COM INC	1X32 PLC FIBER SPLITTER	500.00
14574 04/22/2026	DD	2062	ISPN LLC	MONTHLY ISP-HELP DESK	4,305.00
14575 04/22/2026	DD	2217	JULIDAR CORPORATION	FIBER CONNECTION FEES 03/2026	6,444.29
14576 04/22/2026	DD	1510	UPS SUPPLY CHAIN SOLUTIONS	UPS GROUND	25.44
14577 04/22/2026	DD	2430	VANNGUARD UTILITY PARTNERS LLC	RURAL LOCATES FOR COMMUNICATION SERVICES	8,054.49
14671 05/13/2026	DD	1510	UPS SUPPLY CHAIN SOLUTIONS	UPS GROUND	14.09
37801 04/22/2026	CHK	1016	ALLIANT ENERGY/WPL	CABINETS-N FREEDOM/SAUK CITY/LOGANVILLE	296.64
37802 04/22/2026	CHK	2330	AT&T MOBILITY	FIRSTNET MOBILE FOR IPADS	202.95
37803 04/22/2026	CHK	1074	CALIX	PROTECTIQ/EXPERIENCEIQ 04/2026	552.50
37804 04/22/2026	CHK	1111	COUNTRY CHARM	FUNERAL PLANT - STOLTE	62.77
37805 04/22/2026	CHK	1408	REEDSBURG UTILITY COMMISSION	COMMUNICATION SERVICES/INTERNET	3,333.15
37806 04/22/2026	CHK	2411	WHITEPAW SOLUTIONS	MONTHLY SUBSCRIPTION NON-MDU/MDU 03/26	1,237.90

05/15/2026 9:39:17 AM

Accounts Payable Check Register

Page 4

04/22/2026 To 05/15/2026

Bank Account: 11 - COMMUNITY 1ST CHECKING

Check / Tran Date	Pmt Type	Vendor	Vendor Name	Reference	Amount
37807 04/22/2026	CHK	1563	WI SCTF	Child Support-	774.03
37808 04/22/2026	CHK	9998	MEG L AHLSTOM	Credit Balance Refunds- 4-2026	9.45
37809 04/22/2026	CHK	9998	BRANDON M ALT	Credit Balance Refunds- 4-2026	37.75
37810 04/22/2026	CHK	9998	LINDA M BORMETT	Credit Balance Refunds- 4-2026	14.88
37811 04/22/2026	CHK	9998	MARSHA E BROWN	Credit Balance Refunds- 4-2026	37.58
37812 04/22/2026	CHK	9998	CHRISTINE A CHAIKIN	Credit Balance Refunds- 4-2026	60.61
37813 04/22/2026	CHK	9998	THOMAS E DOUGLAS	Credit Balance Refunds- 4-2026	139.41
37814 04/22/2026	CHK	9998	JOE R ERNSTMEYER	Credit Balance Refunds- 4-2026	6.28
37815 04/22/2026	CHK	9998	ERIC R GIESEKE	Credit Balance Refunds- 4-2026	75.87
37816 04/22/2026	CHK	9998	WANDA I GUZMAN	Credit Balance Refunds- 4-2026	20.77
37817 04/22/2026	CHK	9998	ALFRED M HERSHBERGER	Credit Balance Refunds- 4-2026	522.24
37818 04/22/2026	CHK	9998	LUCAS M IBANEZ	Credit Balance Refunds- 4-2026	67.00
37819 04/22/2026	CHK	9998	FERNANDO T ITABLE	Credit Balance Refunds- 4-2026	84.35
37820 04/22/2026	CHK	9998	CHAD M KRASKA	Credit Balance Refunds- 4-2026	124.46
37821 04/22/2026	CHK	9998	ERNEST MARSHAL	Credit Balance Refunds- 4-2026	175.65
37822 04/22/2026	CHK	9999	MID-CONTINENT RAILWAY HISTORICAL	LICENSE & PERMIT TO CONSTRUCT PIPLINE	1,000.00
37823 04/22/2026	CHK	9998	DAVID A MORAN	Credit Balance Refunds- 4-2026	37.75
37824 04/22/2026	CHK	9998	TIFFANY J NEUHEISEL	Credit Balance Refunds- 4-2026	42.50
37825 04/22/2026	CHK	9998	VICTOR A PEREZ	Credit Balance Refunds- 4-2026	58.52
37826 04/22/2026	CHK	9998	JEFFREY M PRUCHA	Credit Balance Refunds- 4-2026	14.88
37827 04/22/2026	CHK	9998	EDDIE Y RODRIGUEZ	Credit Balance Refunds- 4-2026	37.00
37828 04/22/2026	CHK	9998	MARK C SCHMITZ	Credit Balance Refunds- 4-2026	61.89
37829 04/22/2026	CHK	9998	LAVERNE G WAGNER	Credit Balance Refunds- 4-2026	15.90
37830 04/28/2026	CHK	2	AMAZON CAPITAL SERVICES	POE TEXAS POE INJECTOR	1,653.03
37831 04/28/2026	CHK	1088	CHECKERED FLAG	TECHS LIGHTSPEED LOGO CLOTHING	118.75
37832 04/28/2026	CHK	1097	CITY OF REEDSBURG	2010 SAFE DRINKING WATER P&I GO LOAN	25,122.40

05/15/2026 9:39:17 AM

Accounts Payable Check Register

Page 5

04/22/2026 To 05/15/2026

Bank Account: 11 - COMMUNITY 1ST CHECKING

Check / Tran Date	Pmt Type	Vendor	Vendor Name	Reference	Amount
37833 04/28/2026	CHK	1265	MILLENNIUM	HOUSE RISER 1.25"X60" STGHT W/OFFSET	13,162.07
37834 04/28/2026	CHK	1322	MSA PROFESSIONAL SERVICES INC	WELL #6 ELECTRICAL IMPROVEMENTS	18,619.39
37835 04/28/2026	CHK	1355	ODP BUSINESS SOLUTIONS LLC	HD STAPLES 3/8"	8.44
37836 04/28/2026	CHK	1408	REEDSBURG UTILITY COMMISSION	ELECTRIC/WATER INTERDEPARTMENTAL BILLING	12,695.89
37837 04/28/2026	CHK	1421	SAFE-FAST INC	HILTI CORDLESS HAMMER DRILL/BATTERY/CHGR	1,799.48
37838 04/28/2026	CHK	1450	SLAMA EQUIPMENT	MUFFLER,WHL KIT,ARMS,GASKET,CAP	743.90
37839 04/28/2026	CHK	2358	WI STATE TELECOMMUNICATIONS ASS	116TH ANNUAL CONVENTION-KEN LAS	405.00
37840 04/28/2026	CHK	9999	CAL CENTER PRESENTS	2026 SPONSOR CHILDREN'S MAGIC SHOW	800.00
37841 04/29/2026	CHK	2384	THE PIG PEN LLC	2026 Employee Appreciation Lunch	1,317.60
37842 04/29/2026	CHK	9999	RAHS	METAL ARTWORK- STOLTE	30.00
37843 05/06/2026	CHK	1016	ALLIANT ENERGY/WPL	501 UTILITY CT-GAS METER 6804134	209.39
37844 05/06/2026	CHK	2	AMAZON CAPITAL SERVICES	SS 5/16" 2 HOLE PIPE STRAP	395.47
37845 05/06/2026	CHK	1074	CALIX	SMARTBIZWORX 04/2026	6,768.16
37846 05/06/2026	CHK	1128	DAVY ENGINEERING	SDWA RADIOACTIVITY PKG/CYANIDE/VOC/IOC	5,750.00
37847 05/06/2026	CHK	2052	FRONTIER	PORTING CHARGES	238.00
37848 05/06/2026	CHK	2287	INNOVATIVE SYSTEMS	STB-5045	1,968.40
37849 05/06/2026	CHK	1271	LAKES GAS CO	FORK LIFT FUEL	53.35
37850 05/06/2026	CHK	1265	MILLENNIUM	CLOSURE NID SFU W/SPLICE #548233	46,094.08
37851 05/06/2026	CHK	1532	NETCEED	5/8" UNV GROUND ROD CLAMP	882.20
37852 05/06/2026	CHK	2326	PEST CONTROL CONSULTANTS	PEST CONTROL 04/2026	90.95
37853 05/06/2026	CHK	1131	STATE OF WISCONSIN DOA	PUBLIC BENEFITS FEES Q3 FY 26	10,913.33
37854 05/06/2026	CHK	1466	STUART C IRBY CO	WILDLIFE GUARD	896.35
37855 05/06/2026	CHK	1513	USA BLUE BOOK	BLUE-HYDRANT FLAGS W/BRACKET W/SPRING	517.96
37856 05/06/2026	CHK	2011	VERMEER WISCONSIN INC	STARTER ROD REPAIR	189.00
37857 05/06/2026	CHK	1563	WI SCTF	Child Support-	774.03
37858 05/06/2026	CHK	2358	WI STATE TELECOMMUNICATIONS ASS	REGISTRATION 116TH ANNUAL-RYAN JOAHANSEN	430.00

05/15/2026 9:39:17 AM

Accounts Payable Check Register

Page 6

04/22/2026 To 05/15/2026

Bank Account: 11 - COMMUNITY 1ST CHECKING

Check / Tran Date	Pmt Type	Vendor	Vendor Name	Reference	Amount
37859 05/06/2026	CHK	2	AMAZON CAPITAL SERVICES	DURACELL DL123 ULTRA LITHIUM BATTERIES	273.63
37860 05/06/2026	CHK	2	AMAZON CAPITAL SERVICES	MEDIACON 2/PACK	438.55
37861 05/12/2026	CHK	1016	ALLIANT ENERGY/WPL	BOOSTER 1301 19TH ST-GAS MTR 430050693	14.22
37862 05/12/2026	CHK	2	AMAZON CAPITAL SERVICES	SUN GLASSES	554.32
37863 05/12/2026	CHK	2229	CORPORATE BUSINESS SYSTEMS	MAILING MACHINE QTRLY RENTAL 5/1-7/31/26	52.00
37864 05/12/2026	CHK	1236	J HARLEN CO, INC	LITTLE MULE GRIPS	380.03
37865 05/12/2026	CHK	1059	LOS ANGELES LOCKBOX	MONTHLY EXP BASIC SUBSCRIBERS 03/2026	2,672.88
37866 05/12/2026	CHK	1446	SHOWTIME NETWORKS INC	MONTHLY SUBSCRIBER FEE 03/2026	137.70
37867 05/12/2026	CHK	2411	WHITEPAW SOLUTIONS	MONTHLY SUBSCRIPTIONS NON-MDU/MDU 04/26	1,226.05
37868 05/12/2026	CHK	2404	WWWP	QTRLY WWWP MEETING 6/3/26	60.00
37869 05/13/2026	CHK	2333	JWM INC	VERMEER PLOW BLADES/HEX PULLING CARROTS	6,940.17
37870 05/14/2026	CHK	2332	WIZARD TOWER TECHNOSERVICES LT	CITY EMAIL HOSTING 04/2025	484.60
Total for Bank Account - 11 :					(90) 397,787.36

05/15/2026 9:39:17 AM

Accounts Payable Check Register

Page 7

04/22/2026 To 05/15/2026

Bank Account: 13 - COMM 1ST BK-ATC

Check / Tran Date	Pmt Type	Vendor	Vendor Name	Reference	Amount
32 04/28/2026	WIRE	1028	AMERICAN TRANSMISSION COMPANY	2ND CALL FOR VOL ADDL CAPITAL 2026	87,667.00
Total for Bank Account - 13 :					(1) 87,667.00
Grand Total :					(93) 2,071,643.79

05/15/2026 9:46:39 am

**ACCOUNTS PAYABLE
CASH COMMITMENT**

Page: 1

Beginning Date: 04/22/2026

Vendor Name	Due Date	Invoice	Pmt Type	Scheduled Pmt Date	Misc Credit	Due In Days				
						30 Or Less	31 - 60	61 - 90	91+	
Vendor - 1016 ALLIANT ENERGY/WPL										
1016 ALLIANT ENERGY/WPL	05/19/2026	1298537051 05/26	CHK	05/19/2026		\$ 80.54				
Ref: ELECTRONICS BLDG-PEARL RD-SPRING GREEN										
Totals For Vendor - 1016 - ALLIANT ENERGY/WPL						0.00	80.54	0.00	0.00	0.00
Vendor - 2 AMAZON CAPITAL SERVICES										
2 AMAZON CAPITAL SERVICES	05/19/2026	11LW-XCFX-WLH6	CHK	05/19/2026		\$ 307.41				
Ref: TRAILER HITCH PIN & CLIP/FLOOR MATS/LED										
2 AMAZON CAPITAL SERVICES	05/19/2026	11RQ-VXCL-GRJP	CHK	05/19/2026		\$ 134.95				
Ref: BATTERY TENDER FOR SHOP GENERATOR										
2 AMAZON CAPITAL SERVICES		17G7-PCNJ-QF3P			-26.47					
Ref: RETURN 2 HOLE PIPE STRAPS										
2 AMAZON CAPITAL SERVICES	05/19/2026	19K6-CYCK-7LY6	CHK	05/19/2026		\$ 338.95				
Ref: RUNNING BOARDS/WIRE STRIPPER										
2 AMAZON CAPITAL SERVICES		1DQM-TKYF-CJVM			-5.57					
Ref: RETURN TWO HOLE PIPE STRAPS										
2 AMAZON CAPITAL SERVICES	05/19/2026	1FK9-CGF6-JKYG	CHK	05/19/2026		\$ 44.17				
Ref: HYDR BREATHERS CAPS/3 OUTLET ADAPTERS										
2 AMAZON CAPITAL SERVICES		1FVC-TFNT-VVJ9			-100.60					
Ref: RETURN 2 HOLE PIPE STRAPS										
2 AMAZON CAPITAL SERVICES		1H31-CDGY-VHJY			-23.41					
Ref: RETURN 2 HOLE PIPE STRAPS										
2 AMAZON CAPITAL SERVICES	05/19/2026	1HFM-Q9QJ-39CF	CHK	05/19/2026		\$ 39.59				
Ref: AC INFINITY AXIAL 1751 MUFFIN FAN										
2 AMAZON CAPITAL SERVICES	05/19/2026	1HRF-7R79-3CV3	CHK	05/19/2026		\$ 165.12				
Ref: SOIL PROBE/BLACK ELECTRICAL TAPE										
2 AMAZON CAPITAL SERVICES		1N3V-46K1-V4XJ			-15.89					
Ref: RETURN 2 HOLE PIPE STRAPS										
2 AMAZON CAPITAL SERVICES		1NP4-Q9RQ-11DH			-11.14					
Ref: RETURN TWO HOLE PIPE STRAPS										

05/15/2026 9:46:39 am

**ACCOUNTS PAYABLE
CASH COMMITMENT**

Page: 2

Beginning Date: 04/22/2026

Vendor Name	Due Date	Invoice	Pmt Type	Scheduled Pmt Date	Misc Credit	Due In Days			
						30 Or Less	31 - 60	61 - 90	91+
2 AMAZON CAPITAL SERVICES Ref: RETURN 2 HOLE PIPE STRAPS		1Q43-J7MD-VFHN			-18.73				
2 AMAZON CAPITAL SERVICES Ref: RETURN TWO HOLE PIPE STRAPS		1Q9D-9LMX-KX6D			-27.85				
2 AMAZON CAPITAL SERVICES Ref: TWO HOLE PIPE STRAPS	05/19/2026	1T6R-NNP1-HKWT	CHK	05/19/2026		\$ 50.13			
2 AMAZON CAPITAL SERVICES Ref: RETURN 2 HOLE PIPE STRAPS		1TJY-WLRW-W69C			-5.29				
2 AMAZON CAPITAL SERVICES		1TMT-XYT4-VKGQ			-57.30				
2 AMAZON CAPITAL SERVICES		1TNC-QGYP-W373			-57.25				
2 AMAZON CAPITAL SERVICES Ref: SPEAKER WIRE/INSL SPADE WIRE CONNECTORS	05/19/2026	1VMQ-MYPG-7CQD	CHK	05/19/2026		\$ 186.67			
2 AMAZON CAPITAL SERVICES Ref: RETURN 2 HOLE PIPE STRAPS		1VNP-CJKD-TQ4H			-42.14				
2 AMAZON CAPITAL SERVICES Ref: MULTI-FOLD TOWELS/ENMOTION TOWELS	05/19/2026	1X19-HXFH-KLTV	CHK	05/19/2026		\$ 121.46			
2 AMAZON CAPITAL SERVICES Ref: EYE WASH SALINE CONCENTRATE 180 OZ 10:1	05/19/2026	1YHL-WLLH-DDV9	CHK	05/19/2026		\$ 115.56			
Totals For Vendor - 2 - AMAZON CAPITAL SERVICES					-391.64	1,504.01	0.00	0.00	0.00
Vendor - 2103 ANPI BUSINESS LLC									
2103 ANPI BUSINESS LLC Ref: RECURRING SERV CHGS-ACCESS-04/2026	05/19/2026	105481000000260501	CHK	05/19/2026		\$ 11,850.41			
2103 ANPI BUSINESS LLC Ref: YEALINK SIP T46U W/PS	05/19/2026	105481000000260501_	CHK	05/19/2026		\$ 318.09			
2103 ANPI BUSINESS LLC Ref: YEALINK SIP T33G W/PS/W76P BUNDLE	05/19/2026	105481000000260501-	CHK	05/19/2026		\$ 269.18			
2103 ANPI BUSINESS LLC	05/19/2026	105481000000260501.	CHK	05/19/2026		\$ 185.44			

05/15/2026 9:46:39 am

**ACCOUNTS PAYABLE
CASH COMMITMENT**

Page: 3

Beginning Date: 04/22/2026

Vendor Name	Due Date	Invoice	Pmt Type	Scheduled Pmt Date	Misc Credit	Due In Days				
						30 Or Less	31 - 60	61 - 90	91+	
Ref: YEALINK W76P BUNDLE										
2103 ANPI BUSINESS LLC	05/19/2026	143612000000260501	CHK	05/19/2026		\$ 7,397.15				
Ref: RECURRING SERV CHGS-ACCESS-04/2026										
Totals For Vendor - 2103 - ANPI BUSINESS LLC					0.00	20,020.27	0.00	0.00	0.00	
Vendor - 2376 ARELION US INC										
2376 ARELION US INC	05/19/2026	NEAI82605156	CHK	05/19/2026		\$ 3,800.00				
Ref: MONTHLY INTERNET SERVICE/LEASE FEE 06/26										
Totals For Vendor - 2376 - ARELION US INC					0.00	3,800.00	0.00	0.00	0.00	
Vendor - 9999 BADGER SOFTWASH										
9999 BADGER SOFTWASH	05/19/2026	004100870/024685	CHK	05/19/2026		\$ 101.27				
Ref: ACCT#4100870 ELEC/WATER REFUND										
Totals For Vendor - 9999 - BADGER SOFTWASH					0.00	101.27	0.00	0.00	0.00	
Vendor - 1050 BAKER TILLY VIRCHOW KRAUSE LLP										
1050 BAKER TILLY VIRCHOW KRAUSE	05/19/2026	BT3630316	CHK	05/19/2026		\$ 19,606.65				
Ref: PROF SERV-AUDIT 2025										
Totals For Vendor - 1050 - BAKER TILLY VIRCHOW KRAUSE LLP					0.00	19,606.65	0.00	0.00	0.00	
Vendor - 1062 BOARDMAN & CLARK LLP										
1062 BOARDMAN & CLARK LLP	05/19/2026	317014	CHK	05/19/2026		\$ 3,552.00				
Ref: GENERAL MATTERS-FRONTIER CONTACTS										
Totals For Vendor - 1062 - BOARDMAN & CLARK LLP					0.00	3,552.00	0.00	0.00	0.00	
Vendor - 1064 BORDER STATES INDUSTRIES INC										
1064 BORDER STATES INDUSTRIES IN	05/19/2026	932299776	CHK	05/19/2026		\$ 2,111.20				
Ref: PEDESTAL SECONDARY										
1064 BORDER STATES INDUSTRIES IN	05/19/2026	932299785	CHK	05/19/2026		\$ 221.18				
Ref: BAND-POLE 13-16" DIA 2-WAY 7/8 HUG										

05/15/2026 9:46:39 am

**ACCOUNTS PAYABLE
CASH COMMITMENT**

Page: 4

Beginning Date: 04/22/2026

Vendor Name	Due Date	Invoice	Pmt Type	Scheduled Pmt Date	Misc Credit	Due In Days			
						30 Or Less	31 - 60	61 - 90	91+
Totals For Vendor - 1064 - BORDER STATES INDUSTRIES INC					0.00	2,332.38	0.00	0.00	0.00
Vendor - 1074 CALIX									
1074 CALIX	05/19/2026	408027	CHK	05/19/2026		\$ 4,334.08			
Ref: GIGASPIRE U4HM									
1074 CALIX	05/19/2026	408960	CHK	05/19/2026		\$ 6,537.68			
Ref: GIGASPIRE 7U10T									
1074 CALIX	05/19/2026	7073952	CHK	05/19/2026		\$ 792.00			
Ref: SMARTBIZWORX 05/2026									
1074 CALIX	05/19/2026	7073953	CHK	05/19/2026		\$ 2,134.88			
Ref: CALIX CLOUD FOUNDATIONN-SOL & SUPP 05/26									
1074 CALIX	05/19/2026	7073954	CHK	05/19/2026		\$ 3,350.00			
Ref: CALIX SERV CLOUD-EXP MGMNT ED 05/2026									
Totals For Vendor - 1074 - CALIX					0.00	17,148.64	0.00	0.00	0.00
Vendor - 1079 CARQUEST AUTO PARTS									
1079 CARQUEST AUTO PARTS	05/19/2026	5235-550995	CHK	05/19/2026		\$ 42.70			
Ref: 1 3/4 DEEP IMPACT SOCKET									
1079 CARQUEST AUTO PARTS	05/19/2026	5235-551014	CHK	05/19/2026		\$ 71.48			
Ref: 7 BLADE SAE CONN CBL/VEH WIRING KIT									
1079 CARQUEST AUTO PARTS	05/19/2026	5235-551047	CHK	05/19/2026		\$ 23.73			
Ref: BUTT CONNECTOR ASST									
1079 CARQUEST AUTO PARTS	05/19/2026	5235-551273	CHK	05/19/2026		\$ 26.42			
Ref: OIL FILTER/5W30 OIL - RIDING MOWER									
1079 CARQUEST AUTO PARTS	05/19/2026	5235-551450	CHK	05/19/2026		\$ 12.93			
Ref: 1-W30 OIL/ANTIFREEZE - PUSH MOWER									
1079 CARQUEST AUTO PARTS	05/19/2026	5235-551693	CHK	05/19/2026		\$ 29.90			
Ref: MIS ERASER WHEEL									
1079 CARQUEST AUTO PARTS	05/19/2026	5235-552475	CHK	05/19/2026		\$ 36.01			
Ref: CLR/MKR LAMP/LED/GROMMET #706									
1079 CARQUEST AUTO PARTS	05/19/2026	5235-552731	CHK	05/19/2026		\$ 7.60			

05/15/2026 9:46:39 am

**ACCOUNTS PAYABLE
CASH COMMITMENT**

Page: 5

Beginning Date: 04/22/2026

Vendor Name	Due Date	Invoice	Pmt Type	Scheduled Pmt Date	Misc Credit	Due In Days				
						30 Or Less	31 - 60	61 - 90	91+	
Ref: METRIC TAP- DRILL										
1079 CARQUEST AUTO PARTS	05/19/2026	5235-552914	CHK	05/19/2026		\$ 19.99				
Ref: 6" OVAL SURFACE - VAC 801										
1079 CARQUEST AUTO PARTS	05/19/2026	5235-553000	CHK	05/19/2026		\$ 88.56				
Ref: RED N TACKY GREASE - #702										
1079 CARQUEST AUTO PARTS	05/19/2026	5235-553101	CHK	05/19/2026		\$ 88.02				
Ref: BLUE -20 WWF 1 GAL										
Totals For Vendor - 1079 - CARQUEST AUTO PARTS						0.00	447.34	0.00	0.00	0.00
Vendor - 1082 CED/INTERSTATE ELECTRIC										
1082 CED/INTERSTATE ELECTRIC		5959-1150446				-533.22				
Ref: 2" EF/LT GRAY/1" EF/LT GRAY/LIQ-TITE CNN										
Totals For Vendor - 1082 - CED/INTERSTATE ELECTRIC						-533.22	0.00	0.00	0.00	0.00
Vendor - 1093 CINTAS CORPORATION No. 2										
1093 CINTAS CORPORATION No. 2	05/19/2026	5334665103	CHK	05/19/2026		\$ 213.02				
Ref: FIRST AID CABINET SUPPLIES										
Totals For Vendor - 1093 - CINTAS CORPORATION No. 2						0.00	213.02	0.00	0.00	0.00
Vendor - 1097 CITY OF REEDSBURG										
1097 CITY OF REEDSBURG	05/19/2026	9486	CHK	05/19/2026		\$ 85.20				
Ref: APRIL 2026 METLIFE INS PREMIUM DEDUCTION										
1097 CITY OF REEDSBURG	05/19/2026	9487	CHK	05/19/2026		\$ 3,243.12				
Ref: APRIL 2026 DENTAL INS PREMIUMS										
1097 CITY OF REEDSBURG	05/19/2026	9488	CHK	05/19/2026		\$ 298.76				
Ref: APRIL 2026 VISION INS PREMIUMS										
1097 CITY OF REEDSBURG	05/19/2026	9494	CHK	05/19/2026		\$ 81,898.38				
Ref: MAY 2026 HEALTH INS PREMIUMS										
1097 CITY OF REEDSBURG	05/19/2026	APRIL 2026 WRS	CHK	05/19/2026		\$ 43,316.14				
Ref: APR 2026 WRS RETIREMENT BENEFIT & DEDUCT										
1097 CITY OF REEDSBURG	05/19/2026	APRIL 26 TOWER RENT	CHK	05/19/2026		\$ 2,456.63				

05/15/2026 9:46:39 am

**ACCOUNTS PAYABLE
CASH COMMITMENT**

Beginning Date: 04/22/2026

Vendor Name	Due Date	Invoice	Pmt Type	Scheduled Pmt Date	Misc Credit	Due In Days				
						30 Or Less	31 - 60	61 - 90	91+	
Ref: APRIL 26 TOWER RENT REV DUE TO CITY-14TH										
1097 CITY OF REEDSBURG	05/19/2026	MAR 26 SEWER COLLE	CHK	05/19/2026		\$ 435,465.29				
Ref: MARCH 2026 SEWER COLLECTIONS										
1097 CITY OF REEDSBURG	05/19/2026	MAR 26 STORM WATER	CHK	05/19/2026		\$ 47,549.79				
Ref: MARCH 2026 STORM WATER COLLECTIONS										
Totals For Vendor - 1097 - CITY OF REEDSBURG					0.00	614,313.31	0.00	0.00	0.00	
Vendor - 2106 CORE & MAIN LP										
2106 CORE & MAIN LP	05/19/2026	Y890534	CHK	05/19/2026		\$ 6,970.00				
Ref: 6" CORDONEL WATER METER										
Totals For Vendor - 2106 - CORE & MAIN LP					0.00	6,970.00	0.00	0.00	0.00	
Vendor - 1117 CROELL INC										
1117 CROELL INC	05/19/2026	1073804	CHK	05/19/2026		\$ 320.73				
Ref: 3000 PSI 1.00 CY CONCRETE										
1117 CROELL INC	05/19/2026	1075435	CHK	05/19/2026		\$ 308.00				
Ref: 4000 PSI 1.00 CY CONCRETE										
1117 CROELL INC		1077214			-16.73					
Ref: REFUND SALES TAX										
Totals For Vendor - 1117 - CROELL INC					-16.73	628.73	0.00	0.00	0.00	
Vendor - 1128 DAVY ENGINEERING										
1128 DAVY ENGINEERING	05/19/2026	26E0021	CHK	05/19/2026		\$ 1,287.00				
Ref: TTHM(30),552.2 HAA5(30),SDWA SOC(30)										
Totals For Vendor - 1128 - DAVY ENGINEERING					0.00	1,287.00	0.00	0.00	0.00	
Vendor - 1078 ELAN FINANCIAL SERVICES										
1078 ELAN FINANCIAL SERVICES	05/19/2026	ST05052026	CHK	05/19/2026		\$ 5,039.37				
Ref: CC 4/4/26-5/5/26										
Totals For Vendor - 1078 - ELAN FINANCIAL SERVICES					0.00	5,039.37	0.00	0.00	0.00	

05/15/2026 9:46:39 am

**ACCOUNTS PAYABLE
CASH COMMITMENT**

Page: 7

Beginning Date: 04/22/2026

Vendor Name	Due Date	Invoice	Pmt Type	Scheduled Pmt Date	Misc Credit	Due In Days				
						30 Or Less	31 - 60	61 - 90	91+	
Vendor - 2407 FANDUEL SPORTS NETWORK										
2407 FANDUEL SPORTS NETWORK	05/19/2026	31615	CHK	05/19/2026		\$ 6,723.64				
Ref: MONTHLY EXP BASIC SUBSCRIBERS 04/2026										
Totals For Vendor - 2407 - FANDUEL SPORTS NETWORK						0.00	6,723.64	0.00	0.00	0.00
Vendor - 9999 FEARINGS TV & APPLIANCE										
9999 FEARINGS TV & APPLIANCE	05/19/2026	000115800/000730	CHK	05/19/2026		\$ 127.79				
Ref: ACCT#115800 ELEC/WATER REFUND										
Totals For Vendor - 9999 - FEARINGS TV & APPLIANCE						0.00	127.79	0.00	0.00	0.00
Vendor - 1182 FORSTER ELECTRICAL ENG INC										
1182 FORSTER ELECTRICAL ENG INC	05/19/2026	27564	CHK	05/19/2026		\$ 910.00				
Ref: FURNACE SUB CIRCUIT BRKR ADDITIONS										
1182 FORSTER ELECTRICAL ENG INC	05/19/2026	27576	CHK	05/19/2026		\$ 100.00				
Ref: ARTESIAN T-LINE RECONFIG-COORDINATION										
1182 FORSTER ELECTRICAL ENG INC	05/19/2026	27586	CHK	05/19/2026		\$ 5,156.25				
Ref: OH TRNSM LINE REBLD-DESIGN SPEC/MATL/APP										
1182 FORSTER ELECTRICAL ENG INC	05/19/2026	27587	CHK	05/19/2026		\$ 1,537.50				
Ref: SCHEMATICS/REVIEW/SITE DESIGN/DIAGRAMS										
Totals For Vendor - 1182 - FORSTER ELECTRICAL ENG INC						0.00	7,703.75	0.00	0.00	0.00
Vendor - 2151 FS.COM INC										
2151 FS.COM INC	05/19/2026	IN102604140468	DD	05/19/2026		\$ 638.80				
Ref: FIBER SPLITTER 1X32										
2151 FS.COM INC	05/19/2026	IN102605060214	DD	05/19/2026		\$ 236.00				
Ref: 1X32 PLC FIBER SPLITTER										
Totals For Vendor - 2151 - FS.COM INC						0.00	874.80	0.00	0.00	0.00
Vendor - 2369 FUHLBOHM, JON W										
2369 FUHLBOHM, JON W	05/19/2026	SOLAR REFUND 04/26	CHK	05/19/2026		\$ 72.49				
Ref: ACCT #613406 SOLAR REFUND 04/2026										

05/15/2026 9:46:39 am

**ACCOUNTS PAYABLE
CASH COMMITMENT**

Page: 8

Beginning Date: 04/22/2026

Vendor Name	Due Date	Invoice	Pmt Type	Scheduled Pmt Date	Misc Credit	Due In Days			
						30 Or Less	31 - 60	61 - 90	91+
Totals For Vendor - 2369 - FUHLBOHM, JON W					0.00	72.49	0.00	0.00	0.00
Vendor - 1198 GENUINE TELECOM									
1198 GENUINE TELECOM	05/19/2026	40246100 05/2026	CHK	05/19/2026		\$ 330.00			
Ref: 5.0MB/5.0MB INTERNET-RICHLAND CENTER									
Totals For Vendor - 1198 - GENUINE TELECOM					0.00	330.00	0.00	0.00	0.00
Vendor - 2388 GFL ENVIRONMENTAL									
2388 GFL ENVIRONMENTAL	05/19/2026	KW0000070743	CHK	05/19/2026		\$ 145.00			
Ref: STD TRASH/RECYCLING SERVICE 05/2026									
Totals For Vendor - 2388 - GFL ENVIRONMENTAL					0.00	145.00	0.00	0.00	0.00
Vendor - 2282 GLOBE LIFE									
2282 GLOBE LIFE	05/19/2026	MAY 2026	CHK	05/19/2026		\$ 867.18			
Ref: MAY 2026 LIBERTY NATIONAL INS PREMIUM									
Totals For Vendor - 2282 - GLOBE LIFE					0.00	867.18	0.00	0.00	0.00
Vendor - 2274 GLS UTILITY LLC									
2274 GLS UTILITY LLC	05/19/2026	17881	CHK	05/19/2026		\$ 6,510.10			
Ref: LOCATES FOR COMMUNICATIONS/ELECTRIC SERV									
Totals For Vendor - 2274 - GLS UTILITY LLC					0.00	6,510.10	0.00	0.00	0.00
Vendor - 9999 GUST, CODY									
9999 GUST, CODY	05/19/2026	004700233/024642	CHK	05/19/2026		\$ 161.11			
Ref: ACCT#4700233 ELEC/WATER REFUND									
Totals For Vendor - 9999 - GUST, CODY					0.00	161.11	0.00	0.00	0.00
Vendor - 1216 HARTJE TIRE & SERVICE									
1216 HARTJE TIRE & SERVICE	05/19/2026	2036987	CHK	05/19/2026		\$ 66.55			
Ref: TRK #32-REPAIR DUALY TIRE-BOLT IN IT									
1216 HARTJE TIRE & SERVICE	05/19/2026	2038064	CHK	05/19/2026		\$ 1,687.92			

05/15/2026 9:46:39 am

**ACCOUNTS PAYABLE
CASH COMMITMENT**

Page: 9

Beginning Date: 04/22/2026

Vendor Name	Due Date	Invoice	Pmt Type	Scheduled Pmt Date	Misc Credit	Due In Days				
						30 Or Less	31 - 60	61 - 90	91+	
Ref: DISMOUNT/MOUNT 4 TIRES-TRK #701										
Totals For Vendor - 1216 - HARTJE TIRE & SERVICE						0.00	1,754.47	0.00	0.00	0.00
Vendor - 9999 HARTJE, DEBRA										
9999 HARTJE, DEBRA	05/19/2026	000252540/001922	CHK	05/19/2026		\$ 29.34				
Ref: ACCT#252540 ELEC/WATER REFUND										
Totals For Vendor - 9999 - HARTJE, DEBRA						0.00	29.34	0.00	0.00	0.00
Vendor - 1223 HOLIDAY WHOLESALE										
1223 HOLIDAY WHOLESALE	05/19/2026	2320911	CHK	05/19/2026		\$ 242.35				
Ref: COFFEE										
Totals For Vendor - 1223 - HOLIDAY WHOLESALE						0.00	242.35	0.00	0.00	0.00
Vendor - 1229 InfoSend INC										
1229 InfoSend INC	05/19/2026	309548	CHK	05/19/2026		\$ 3,627.08				
Ref: ADV UTIL CUST BILL PRINT & MAILING 04/26										
Totals For Vendor - 1229 - InfoSend INC						0.00	3,627.08	0.00	0.00	0.00
Vendor - 2287 INNOVATIVE SYSTEMS										
2287 INNOVATIVE SYSTEMS	05/19/2026	INV-31454	CHK	05/19/2026		\$ 8,938.65				
Ref: IPTV HOSTED MONTHLY SUBSCRIPTION 04/2026										
Totals For Vendor - 2287 - INNOVATIVE SYSTEMS						0.00	8,938.65	0.00	0.00	0.00
Vendor - 2396 IPRINT TECHNOLOGIES										
2396 IPRINT TECHNOLOGIES	05/19/2026	1302015	CHK	05/19/2026		\$ 763.00				
Ref: MAGENTA/BLACK HP 651A TONERS										
Totals For Vendor - 2396 - IPRINT TECHNOLOGIES						0.00	763.00	0.00	0.00	0.00
Vendor - 1241 JCOMP TECHNOLOGIES										
1241 JCOMP TECHNOLOGIES	05/19/2026	75320	CHK	05/19/2026		\$ 296.20				
Ref: LTO-5 ULTRIUM DATA CARTRIDGE 1.50TB										

05/15/2026 9:46:39 am

**ACCOUNTS PAYABLE
CASH COMMITMENT**

Page: 10

Beginning Date: 04/22/2026

Vendor Name	Due Date	Invoice	Pmt Type	Scheduled Pmt Date	Misc Credit	Due In Days			
						30 Or Less	31 - 60	61 - 90	91+
Totals For Vendor - 1241 - JCOMP TECHNOLOGIES					0.00	296.20	0.00	0.00	0.00
Vendor - 2217 JULIDAR CORPORATION									
2217 JULIDAR CORPORATION	05/19/2026	20260512084217	DD	05/19/2026		\$ 6,348.39			
Ref: FIBER CONNECTION FEES 04/2026									
Totals For Vendor - 2217 - JULIDAR CORPORATION					0.00	6,348.39	0.00	0.00	0.00
Vendor - 9999 KANEY, LOIS									
9999 KANEY, LOIS	05/19/2026	000451304/002670	CHK	05/19/2026		\$ 21.95			
Ref: ACCT#451304 ELEC/WATER REFUND									
Totals For Vendor - 9999 - KANEY, LOIS					0.00	21.95	0.00	0.00	0.00
Vendor - 2337 KRUEGER PRINTING INC									
2337 KRUEGER PRINTING INC	05/19/2026	30811	CHK	05/19/2026		\$ 498.30			
Ref: WATER CROSS CONNECTION FORMS									
Totals For Vendor - 2337 - KRUEGER PRINTING INC					0.00	498.30	0.00	0.00	0.00
Vendor - 9999 LAACK, KYLE									
9999 LAACK, KYLE	05/19/2026	004500961/019624	CHK	05/19/2026		\$ 95.68			
Ref: ACCT#4500961 ELEC/WATER REFUND									
Totals For Vendor - 9999 - LAACK, KYLE					0.00	95.68	0.00	0.00	0.00
Vendor - 1270 LAFARGE TRUCK CENTER									
1270 LAFARGE TRUCK CENTER	05/19/2026	000297	CHK	05/19/2026		\$ 75.00			
Ref: TRK #32-COMPUTER DIAGNOSTICS-CK ENG LGHT									
1270 LAFARGE TRUCK CENTER	05/19/2026	000306	CHK	05/19/2026		\$ 2,597.34			
Ref: TRK #32-REPL FUEL PUMP,FUEL FILTER									
Totals For Vendor - 1270 - LAFARGE TRUCK CENTER					0.00	2,672.34	0.00	0.00	0.00
Vendor - 1271 LAKES GAS CO									
1271 LAKES GAS CO	05/19/2026	5250947	CHK	05/19/2026		\$ 53.35			

05/15/2026 9:46:39 am

**ACCOUNTS PAYABLE
CASH COMMITMENT**

Page: 11

Beginning Date: 04/22/2026

Vendor Name	Due Date	Invoice	Pmt Type	Scheduled Pmt Date	Misc Credit	Due In Days				
						30 Or Less	31 - 60	61 - 90	91+	
Ref: FORK LIFT FUEL										
Totals For Vendor - 1271 - LAKES GAS CO					0.00	53.35	0.00	0.00	0.00	
Vendor - 1276 LAVALLE TELEPHONE COOP, INC.										
1276 LAVALLE TELEPHONE COOP, INC	05/19/2026	9800 05/2026	CHK	05/19/2026		\$ 787.00				
Ref: 5MB 3/YR ETH TERM TO R-CTR/MDU VIDEO FD										
Totals For Vendor - 1276 - LAVALLE TELEPHONE COOP, INC.					0.00	787.00	0.00	0.00	0.00	
Vendor - 1059 LOS ANGELES LOCKBOX										
1059 LOS ANGELES LOCKBOX	05/19/2026	493818	CHK	05/19/2026		\$ 2,672.88				
Ref: MONTHLY EXP BASIC SUBSCRIBERS 04/2026										
Totals For Vendor - 1059 - LOS ANGELES LOCKBOX					0.00	2,672.88	0.00	0.00	0.00	
Vendor - 1296 MARTELLE WATER TREATMENT										
1296 MARTELLE WATER TREATMENT	05/19/2026	31448	CHK	05/19/2026		\$ 4,753.41				
Ref: SODIUM HYPOCHLORITE/AQUA MAG/HYDROFLUOS										
Totals For Vendor - 1296 - MARTELLE WATER TREATMENT					0.00	4,753.41	0.00	0.00	0.00	
Vendor - 1303 MEYER OIL & LP										
1303 MEYER OIL & LP	05/19/2026	712557	CHK	05/19/2026		\$ 340.39				
Ref: GASOLINE W/ETHANOL										
Totals For Vendor - 1303 - MEYER OIL & LP					0.00	340.39	0.00	0.00	0.00	
Vendor - 1265 MILLENNIUM										
1265 MILLENNIUM	05/19/2026	26-152623-1	CHK	05/19/2026		\$ 1,010.06				
Ref: 1.5"X5/16"X.144 STAPLE, CU COATED										
1265 MILLENNIUM	05/19/2026	26-153211A-IM-1	CHK	05/19/2026		\$ 2,295.78				
Ref: WARNING MARKER POST-ORANGE										
1265 MILLENNIUM	05/19/2026	26-153235-1	CHK	05/19/2026		\$ 760.06				
Ref: STAPLE 1.5X5/16 CU COATED										
1265 MILLENNIUM	05/19/2026	26-154490-1	CHK	05/19/2026		\$ 76,662.50				

05/15/2026 9:46:39 am

**ACCOUNTS PAYABLE
CASH COMMITMENT**

Page: 12

Beginning Date: 04/22/2026

Vendor Name	Due Date	Invoice	Pmt Type	Scheduled Pmt Date	Misc Credit	Due In Days				
						30 Or Less	31 - 60	61 - 90	91+	
Ref: 36ct, 96ct & 72ct FIBER CABLE										
1265 MILLENNIUM	05/19/2026	26-154654-1	CHK	05/19/2026		\$ 804.93				
Ref: 2"X5/8"X.162 DIA PT STAPLES CU COATED										
1265 MILLENNIUM	05/19/2026	26-154788A-IM-1	CHK	05/19/2026		\$ 10,440.00				
Ref: MAJORTEL DC POWER SYSTEM 48VDC 50A BRKRS										
1265 MILLENNIUM	05/19/2026	26-154788B-IM-1	CHK	05/19/2026		\$ 6,121.14				
Ref: 12GX SERIES 12V 100AH BATTERIES (16)										
Totals For Vendor - 1265 - MILLENNIUM					0.00	98,094.47	0.00	0.00	0.00	
Vendor - 2450 MLB MEDIA LLC-MILWAUKEE										
2450 MLB MEDIA LLC-MILWAUKEE	05/19/2026	634703	CHK	05/19/2026		\$ 2,428.92				
Ref: MONTHLY BREWERS SUBSCRIBERS 03/2026										
Totals For Vendor - 2450 - MLB MEDIA LLC-MILWAUKEE					0.00	2,428.92	0.00	0.00	0.00	
Vendor - 1316 MLB NETWORK LLC AFFILIATE SALES										
1316 MLB NETWORK LLC AFFILIATE S	05/19/2026	636544	CHK	05/19/2026		\$ 849.52				
Ref: MONTHLY EXP BASIC SUBSCRIBERS 04/2026										
Totals For Vendor - 1316 - MLB NETWORK LLC AFFILIATE SALE					0.00	849.52	0.00	0.00	0.00	
Vendor - 1055 MUCHOW & SOUTH CENTRAL HEATING & COOLING										
1055 MUCHOW & SOUTH CENTRAL HE	05/19/2026	121037	CHK	05/19/2026		\$ 1,000.00				
Ref: 2026 SPRING VISIT-REPL FILTERS/BELTS										
Totals For Vendor - 1055 - MUCHOW & SOUTH CENTRAL HEATI					0.00	1,000.00	0.00	0.00	0.00	
Vendor - 2223 NATURE'S WAY PORTABLE UNITS										
2223 NATURE'S WAY PORTABLE UNIT	05/19/2026	61526	CHK	05/19/2026		\$ 168.00				
Ref: 4 WEEK RENTAL SPRING GREEN										
Totals For Vendor - 2223 - NATURE'S WAY PORTABLE UNITS					0.00	168.00	0.00	0.00	0.00	
Vendor - 1532 NETCEED										
1532 NETCEED	05/19/2026	WUSTC26IND01599	CHK	05/19/2026		\$ 2,376.45				

05/15/2026 9:46:39 am

**ACCOUNTS PAYABLE
CASH COMMITMENT**

Page: 13

Beginning Date: 04/22/2026

Vendor Name	Due Date	Invoice	Pmt Type	Scheduled Pmt Date	Misc Credit	Due In Days				
						30 Or Less	31 - 60	61 - 90	91+	
Ref: SM PIGTAIL SC/APC 1.5M										
Totals For Vendor - 1532 - NETCEED						0.00	2,376.45	0.00	0.00	0.00
Vendor - 2211 NEXSTAR BROADCASTING INC										
2211 NEXSTAR BROADCASTING INC	05/19/2026	627056	CHK	05/19/2026		\$ 567.48				
Ref: MONTHLY CN-BASIC SUBSCRIBERS-NEWSNATION										
Totals For Vendor - 2211 - NEXSTAR BROADCASTING INC						0.00	567.48	0.00	0.00	0.00
Vendor - 1343 NISC										
1343 NISC	05/19/2026	660904	CHK	05/19/2026		\$ 2,895.30				
Ref: AMS INV PRINTING/MAILING/POSTAGE 04/26										
1343 NISC	05/19/2026	662343	CHK	05/19/2026		\$ 10,689.63				
Ref: SOFTW LIC/HOSTED SERVICES 04/2026										
1343 NISC	05/19/2026	662587	CHK	05/19/2026		\$ 11.53				
Ref: POSTAGE & EQUIFAX 04/26										
Totals For Vendor - 1343 - NISC						0.00	13,596.46	0.00	0.00	0.00
Vendor - 2377 NTT AMERICA										
2377 NTT AMERICA	05/19/2026	68756718	CHK	05/19/2026		\$ 3,815.24				
Ref: MONTHLY INTERNET SERVICE 04/2026										
Totals For Vendor - 2377 - NTT AMERICA						0.00	3,815.24	0.00	0.00	0.00
Vendor - 1352 O'REILLY AUTOMOTIVE STORES INC										
1352 O'REILLY AUTOMOTIVE STORES I	05/19/2026	2341-323813	CHK	05/19/2026		\$ 301.62				
Ref: 2 BATTERIES FOR GENERATOR-501 UTILITY CT										
Totals For Vendor - 1352 - O'REILLY AUTOMOTIVE STORES INC						0.00	301.62	0.00	0.00	0.00
Vendor - 1374 POWER&TEL										
1374 POWER&TEL	05/19/2026	8284907-00	CHK	05/19/2026		\$ 277.38				
Ref: PROPOSED FIBER WHT/ORG FLAGS 4X5										

05/15/2026 9:46:39 am

**ACCOUNTS PAYABLE
CASH COMMITMENT**

Page: 14

Beginning Date: 04/22/2026

Vendor Name	Due Date	Invoice	Pmt Type	Scheduled Pmt Date	Misc Credit	Due In Days			
						30 Or Less	31 - 60	61 - 90	91+
Totals For Vendor - 1374 - POWER&TEL					0.00	277.38	0.00	0.00	0.00
Vendor - 2350 PREMAX LLC - FIS LBX #446103									
2350 PREMAX LLC - FIS LBX #446103	05/19/2026	13294	CHK	05/19/2026		\$ 153.16			
Ref: 1.5" ALUM NUMBERS FOR POLES									
Totals For Vendor - 2350 - PREMAX LLC - FIS LBX #446103					0.00	153.16	0.00	0.00	0.00
Vendor - 1407 REEDSBURG TRUE VALUE SUPERSTOR									
1407 REEDSBURG TRUE VALUE SUPER	05/19/2026	36120	CHK	05/19/2026		\$ 3.24			
Ref: NUTS,BOLTS,SCREWS									
1407 REEDSBURG TRUE VALUE SUPER	05/19/2026	36121	CHK	05/19/2026		\$ 7.95			
1407 REEDSBURG TRUE VALUE SUPER	05/19/2026	36338	CHK	05/19/2026		\$ 15.98			
Ref: CLR K&B SEAL									
1407 REEDSBURG TRUE VALUE SUPER	05/19/2026	36347	CHK	05/19/2026		\$ 68.64			
Ref: NUT DRIVER/HEX ADPTR SET/SOCKETS									
1407 REEDSBURG TRUE VALUE SUPER	05/19/2026	36408	CHK	05/19/2026		\$ 6.12			
Ref: NUTS,BOLTS,SCREWS									
1407 REEDSBURG TRUE VALUE SUPER	05/19/2026	36427	CHK	05/19/2026		\$ 4.70			
1407 REEDSBURG TRUE VALUE SUPER	05/19/2026	36437	CHK	05/19/2026		\$ 11.49			
Ref: 15/16" IMP SOCKET									
1407 REEDSBURG TRUE VALUE SUPER	05/19/2026	36467	CHK	05/19/2026		\$ 4.38			
Ref: LYNCH PIN									
1407 REEDSBURG TRUE VALUE SUPER	05/19/2026	36572	CHK	05/19/2026		\$ 8.88			
Ref: STL STRAP/10' EMT CONDUIT									
1407 REEDSBURG TRUE VALUE SUPER	05/19/2026	36600	CHK	05/19/2026		\$ 18.54			
Ref: 1" SCH40 90DEG ELBOW									
1407 REEDSBURG TRUE VALUE SUPER	05/19/2026	36615	CHK	05/19/2026		\$ 4.50			
Ref: NUTS,BOLTS,SCREWS									
1407 REEDSBURG TRUE VALUE SUPER	05/19/2026	36685	CHK	05/19/2026		\$ 18.99			

05/15/2026 9:46:39 am

**ACCOUNTS PAYABLE
CASH COMMITMENT**

Page: 15

Beginning Date: 04/22/2026

Vendor Name	Due Date	Invoice	Pmt Type	Scheduled Pmt Date	Misc Credit	Due In Days			
						30 Or Less	31 - 60	61 - 90	91+
Ref: C PRO BATTERIES									
1407 REEDSBURG TRUE VALUE SUPER	05/19/2026	36686	CHK	05/19/2026		\$ 26.96			
Ref: RED DEVIL FOAM/CLEANING WIPES/5W20 OIL									
1407 REEDSBURG TRUE VALUE SUPER	05/19/2026	36821	CHK	05/19/2026		\$ 39.98			
Ref: SS FLAT WASHER 1/2									
1407 REEDSBURG TRUE VALUE SUPER	05/19/2026	36855	CHK	05/19/2026		\$ 4.00			
Ref: NUTS,BOLTS,SCREWS									
1407 REEDSBURG TRUE VALUE SUPER	05/19/2026	36857	CHK	05/19/2026		\$ 107.95			
Ref: TOOL BOX/10A CIRCUIT BRKR/WORK BOX									
1407 REEDSBURG TRUE VALUE SUPER	05/19/2026	36889	CHK	05/19/2026		\$ 36.79			
Ref: PLIER SET 2PC GROOVE									
1407 REEDSBURG TRUE VALUE SUPER	05/19/2026	36921	CHK	05/19/2026		\$ 56.61			
Ref: TAPE MEASURE/NUTS,BOLTS,SCREWS									
1407 REEDSBURG TRUE VALUE SUPER	05/19/2026	36928	CHK	05/19/2026		\$ 14.99			
Ref: 12W T8 LED BULB									
1407 REEDSBURG TRUE VALUE SUPER	05/19/2026	36989	CHK	05/19/2026		\$ 30.66			
Ref: HANDI CLAMP/HOOK BLADE/FOAM SEALANT									
1407 REEDSBURG TRUE VALUE SUPER	05/19/2026	36990	CHK	05/19/2026		\$ 105.53			
Ref: PLIERS/STL SPR CLAMP/NUTSETTER/SEALANT									
1407 REEDSBURG TRUE VALUE SUPER	05/19/2026	37018	CHK	05/19/2026		\$ 5.68			
Ref: NUTS,BOLTS,SCREWS									
1407 REEDSBURG TRUE VALUE SUPER	05/19/2026	37029	CHK	05/19/2026		\$ 15.78			
Ref: HEADLGHT RESTORE KIT/COTTON SWABS									
1407 REEDSBURG TRUE VALUE SUPER	05/19/2026	37056	CHK	05/19/2026		\$ 17.85			
Ref: HAND SOAP/HI TEMP GREASE									
1407 REEDSBURG TRUE VALUE SUPER	05/19/2026	37059	CHK	05/19/2026		\$ 9.49			
Ref: 3/8" CLEVIS GRAB HOOK									
1407 REEDSBURG TRUE VALUE SUPER	05/19/2026	37074	CHK	05/19/2026		\$ 49.05			
Ref: JUG COOLER FILTER/SCH 40 ELBOWS									
1407 REEDSBURG TRUE VALUE SUPER	05/19/2026	37127	CHK	05/19/2026		\$ 97.98			

05/15/2026 9:46:39 am

**ACCOUNTS PAYABLE
CASH COMMITMENT**

Page: 16

Beginning Date: 04/22/2026

Vendor Name	Due Date	Invoice	Pmt Type	Scheduled Pmt Date	Misc Credit	Due In Days				
						30 Or Less	31 - 60	61 - 90	91+	
Ref: GAL HGRN GLS ENAMEL										
1407 REEDSBURG TRUE VALUE SUPER	05/19/2026	37138	CHK	05/19/2026		\$ 51.98				
Ref: 25' TAPE MEASURE/D BATTERIES										
1407 REEDSBURG TRUE VALUE SUPER	05/19/2026	37166	CHK	05/19/2026		\$ 9.97				
Ref: U-BOLT,NUTS,BOLTS,SCREWS										
Totals For Vendor - 1407 - REEDSBURG TRUE VALUE SUPERSTO					0.00	854.66	0.00	0.00	0.00	
Vendor - 1412 RESCO										
1412 RESCO	05/19/2026	3111399	CHK	05/19/2026		\$ 3,257.31				
Ref: CURRENT TRANSFORMERS 600:5										
1412 RESCO	05/19/2026	3112217	CHK	05/19/2026		\$ 4,706.00				
Ref: ELBOW TERMINATOR 600 AMP										
1412 RESCO	05/19/2026	3112251	CHK	05/19/2026		\$ 1,086.00				
Totals For Vendor - 1412 - RESCO					0.00	9,049.31	0.00	0.00	0.00	
Vendor - 9999 RIVERA, MIGUEL										
9999 RIVERA, MIGUEL	05/19/2026	000447353/024355	CHK	05/19/2026		\$ 30.00				
Ref: ACCT#447353 ELEC/WATER REFUND										
Totals For Vendor - 9999 - RIVERA, MIGUEL					0.00	30.00	0.00	0.00	0.00	
Vendor - 9999 ROY, ELLYN										
9999 ROY, ELLYN	05/19/2026	004710005/024663	CHK	05/19/2026		\$ 397.07				
Ref: ACCT#4710005 ELEC/WATER REFUND										
Totals For Vendor - 9999 - ROY, ELLYN					0.00	397.07	0.00	0.00	0.00	
Vendor - 9999 RUC FBO FIBER ACCT #26606										
9999 RUC FBO FIBER ACCT #26606	05/19/2026	000461123/004585	CHK	05/19/2026		\$ 122.81				
Ref: ACCT#461123 ELEC/WATER TO FIBER #26606										
Totals For Vendor - 9999 - RUC FBO FIBER ACCT #26606					0.00	122.81	0.00	0.00	0.00	

05/15/2026 9:46:39 am

**ACCOUNTS PAYABLE
CASH COMMITMENT**

Page: 17

Beginning Date: 04/22/2026

Vendor Name	Due Date	Invoice	Pmt Type	Scheduled Pmt Date	Misc Credit	Due In Days				
						30 Or Less	31 - 60	61 - 90	91+	
Vendor - 9999 SACRED HEART SCHOOL										
9999 SACRED HEART SCHOOL	05/19/2026	GIFT CARD-EMP #153	CHK	05/19/2026		\$ 500.00				
Ref: GIFT CARD FOR EMP #153										
Totals For Vendor - 9999 - SACRED HEART SCHOOL						0.00	500.00	0.00	0.00	0.00
Vendor - 9999 SCHLAFFER, DENNIS										
9999 SCHLAFFER, DENNIS	05/19/2026	000631504/023778	CHK	05/19/2026		\$ 57.34				
Ref: ACCT#631504 ELEC/WATER REFUND										
Totals For Vendor - 9999 - SCHLAFFER, DENNIS						0.00	57.34	0.00	0.00	0.00
Vendor - 9999 SCHULTZ, SHIRLEY										
9999 SCHULTZ, SHIRLEY	05/19/2026	000034703/000266	CHK	05/19/2026		\$ 59.71				
Ref: ACCT#34703 ELEC/WATER REFUND										
Totals For Vendor - 9999 - SCHULTZ, SHIRLEY						0.00	59.71	0.00	0.00	0.00
Vendor - 1314 SECURIAN FINANCIAL GROUP, INC.										
1314 SECURIAN FINANCIAL GROUP, IN	05/19/2026	JUNE 2026	CHK	05/19/2026		\$ 1,455.55				
Ref: JUN 2026 LIFE INSURANCE PREMIUMS/DEDUCTS										
1314 SECURIAN FINANCIAL GROUP, IN	05/19/2026	MAY 26 ACCIDENT INS	CHK	05/19/2026		\$ 124.50				
Ref: MAY 2026 ACCIDENT INSURANCE PREMIUM										
Totals For Vendor - 1314 - SECURIAN FINANCIAL GROUP, INC.						0.00	1,580.05	0.00	0.00	0.00
Vendor - 1442 SEERA FOCUS ON ENERGY										
1442 SEERA FOCUS ON ENERGY	05/19/2026	APRIL 2026	CHK	05/19/2026		\$ 2,929.93				
Ref: FOCUS ON ENERGY FEE 04/2026										
Totals For Vendor - 1442 - SEERA FOCUS ON ENERGY						0.00	2,929.93	0.00	0.00	0.00
Vendor - 1446 SHOWTIME NETWORKS INC										
1446 SHOWTIME NETWORKS INC	05/19/2026	102423	CHK	05/19/2026		\$ 137.70				
Ref: MONTHLY SUBSCRIBER FEE 04/2026										

05/15/2026 9:46:39 am

**ACCOUNTS PAYABLE
CASH COMMITMENT**

Page: 18

Beginning Date: 04/22/2026

Vendor Name	Due Date	Invoice	Pmt Type	Scheduled Pmt Date	Misc Credit	Due In Days			
						30 Or Less	31 - 60	61 - 90	91+
Totals For Vendor - 1446 - SHOWTIME NETWORKS INC					0.00	137.70	0.00	0.00	0.00
Vendor - 1450 SLAMA EQUIPMENT									
1450 SLAMA EQUIPMENT	05/19/2026	393242	CHK	05/19/2026		\$ 37.50			
Ref: 1 GAL MOTO MIX									
Totals For Vendor - 1450 - SLAMA EQUIPMENT					0.00	37.50	0.00	0.00	0.00
Vendor - 1466 STUART C IRBY CO									
1466 STUART C IRBY CO	05/19/2026	S014541168.001	CHK	05/19/2026		\$ 2,425.05			
Ref: BOLTS/SPOOL INSULATOR/EYEBOLT									
1466 STUART C IRBY CO	05/19/2026	S014541168.002	CHK	05/19/2026		\$ 232.50			
Ref: TRANSFRMR TANK GRND CONNECTOR									
Totals For Vendor - 1466 - STUART C IRBY CO					0.00	2,657.55	0.00	0.00	0.00
Vendor - 1469 SUPERIOR CHEMICAL CORP									
1469 SUPERIOR CHEMICAL CORP	05/19/2026	439524	CHK	05/19/2026		\$ 197.10			
Ref: FIRE BALL DEGREASER 12/QT									
Totals For Vendor - 1469 - SUPERIOR CHEMICAL CORP					0.00	197.10	0.00	0.00	0.00
Vendor - 1475 TEACH/UW/DPI									
1475 TEACH/UW/DPI	05/19/2026	0049700526100T	CHK	05/19/2026		\$ 1,524.00			
Ref: USF TEACH PROGRAM ASSESSMENT 05/2026									
Totals For Vendor - 1475 - TEACH/UW/DPI					0.00	1,524.00	0.00	0.00	0.00
Vendor - 1479 TELEVISION WISCONSIN INC									
1479 TELEVISION WISCONSIN INC	05/19/2026	APR-26	CHK	05/19/2026		\$ 10,299.75			
Ref: RETRANSMISSION OF WISC-TV 04/2026									
Totals For Vendor - 1479 - TELEVISION WISCONSIN INC					0.00	10,299.75	0.00	0.00	0.00
Vendor - 1490 TJ'S PLUMBING & WATER SERV INC									
1490 TJ'S PLUMBING & WATER SERV I	05/19/2026	1871	CHK	05/19/2026		\$ 1,275.00			
Ref: BIENNIAL CROSS CONNECTION INSPECTIONS									

05/15/2026 9:46:39 am

**ACCOUNTS PAYABLE
CASH COMMITMENT**

Page: 19

Beginning Date: 04/22/2026

Vendor Name	Due Date	Invoice	Pmt Type	Scheduled Pmt Date	Misc Credit	Due In Days			
						30 Or Less	31 - 60	61 - 90	91+
Totals For Vendor - 1490 - TJ'S PLUMBING & WATER SERV INC					0.00	1,275.00	0.00	0.00	0.00
Vendor - 1496 TRANSACTION NETWORK SERV. INC									
1496 TRANSACTION NETWORK SERV. I	05/19/2026	C01_202610895	CHK	05/19/2026		\$ 100.00			
Ref: 800 DATABASE SERVICES 05/2026									
Totals For Vendor - 1496 - TRANSACTION NETWORK SERV. INC					0.00	100.00	0.00	0.00	0.00
Vendor - 1510 UPS SUPPLY CHAIN SOLUTIONS									
1510 UPS SUPPLY CHAIN SOLUTIONS	05/19/2026	0000E8W391176	DD	05/19/2026		\$ 14.09			
Ref: UPS GROUND									
1510 UPS SUPPLY CHAIN SOLUTIONS	05/19/2026	0000E8W391196	DD	05/19/2026		\$ 14.09			
Totals For Vendor - 1510 - UPS SUPPLY CHAIN SOLUTIONS					0.00	28.18	0.00	0.00	0.00
Vendor - 1513 USA BLUE BOOK									
1513 USA BLUE BOOK	05/19/2026	INV01028757	CHK	05/19/2026		\$ 409.95			
Ref: HYDRANT FLAG-RED									
Totals For Vendor - 1513 - USA BLUE BOOK					0.00	409.95	0.00	0.00	0.00
Vendor - 9999 VALLEY HOMES OF SPRING GREEN									
9999 VALLEY HOMES OF SPRING GREE	05/19/2026	002910001/010167	CHK	05/19/2026		\$ 78.02			
Ref: ACCT#2910001 ELEC/WATER REFUND									
Totals For Vendor - 9999 - VALLEY HOMES OF SPRING GREEN					0.00	78.02	0.00	0.00	0.00
Vendor - 2430 VANNGUARD UTILITY PARTNERS LLC									
2430 VANNGUARD UTILITY PARTNERS	05/19/2026	11123	DD	05/19/2026		\$ 11,269.02			
Ref: RURAL LOCATES FOR COMMUNICATIONS SERVICE									
Totals For Vendor - 2430 - VANNGUARD UTILITY PARTNERS LLC					0.00	11,269.02	0.00	0.00	0.00
Vendor - 2011 VERMEER WISCONSIN INC									
2011 VERMEER WISCONSIN INC	05/19/2026	40062230	CHK	05/19/2026		\$ 125.10			

05/15/2026 9:46:39 am

**ACCOUNTS PAYABLE
CASH COMMITMENT**

Page: 20

Beginning Date: 04/22/2026

Vendor Name	Due Date	Invoice	Pmt Type	Scheduled Pmt Date	Misc Credit	Due In Days				
						30 Or Less	31 - 60	61 - 90	91+	
Ref: POP-OFF VALVE										
Totals For Vendor - 2011 - VERMEER WISCONSIN INC						0.00	125.10	0.00	0.00	0.00
Vendor - 1524 VIERBICHER ASSOCIATES INC										
1524 VIERBICHER ASSOCIATES INC	05/19/2026	0=250870/000006	CHK	05/19/2026		\$ 1,122.00				
Ref: VINE ST & WALNUT RECON-DESIGN/BID/SURVEY										
1524 VIERBICHER ASSOCIATES INC	05/19/2026	230359/00075	CHK	05/19/2026		\$ 6,176.20				
Ref: MILEAGE-IOWA										
1524 VIERBICHER ASSOCIATES INC	05/19/2026	230359/00076	CHK	05/19/2026		\$ 5,029.50				
Ref: PERMITTING ASSISTANCE-JUNEAU/SAUK										
1524 VIERBICHER ASSOCIATES INC	05/19/2026	230359/00077	CHK	05/19/2026		\$ 36,737.20				
Ref: PERMITS/ROW,EASEMENTS/STAKING/REVIEW-IA										
1524 VIERBICHER ASSOCIATES INC	05/19/2026	230359/00078	CHK	05/19/2026		\$ 4,809.00				
Ref: RESIDENTS & SINPECTORS/REPORTING-WITWEN										
1524 VIERBICHER ASSOCIATES INC	05/19/2026	230359/00079	CHK	05/19/2026		\$ 12,599.60				
Ref: STAKING/RES & INSPCT/REPORTING-HAPPY HLL										
Totals For Vendor - 1524 - VIERBICHER ASSOCIATES INC						0.00	66,473.50	0.00	0.00	0.00
Vendor - 1525 VIKING EXPRESS MART										
1525 VIKING EXPRESS MART	05/19/2026	64675 04/2026	CHK	05/19/2026		\$ 1,076.86				
Ref: FUEL										
1525 VIKING EXPRESS MART	05/19/2026	64676 04/2026	CHK	05/19/2026		\$ 1,238.87				
1525 VIKING EXPRESS MART	05/19/2026	64677 04/2026	CHK	05/19/2026		\$ 8,580.66				
Totals For Vendor - 1525 - VIKING EXPRESS MART						0.00	10,896.39	0.00	0.00	0.00
Vendor - 1526 VIKING VILLAGE FOODS										
1526 VIKING VILLAGE FOODS	05/19/2026	00221217	CHK	05/19/2026		\$ 91.17				
Ref: EMPLOYEE APPRECIATION LUNCH ITEMS										
1526 VIKING VILLAGE FOODS	05/19/2026	00227346	CHK	05/19/2026		\$ 17.97				

05/15/2026 9:46:39 am

**ACCOUNTS PAYABLE
CASH COMMITMENT**

Page: 21

Beginning Date: 04/22/2026

Vendor Name	Due Date	Invoice	Pmt Type	Scheduled Pmt Date	Misc Credit	Due In Days				
						30 Or Less	31 - 60	61 - 90	91+	
Ref: EMPLOYEE APPRECIATION LUNCH ITEMS										
1526 VIKING VILLAGE FOODS	05/19/2026	011-00123072	CHK	05/19/2026		\$ 126.55				
Ref: EASTER HAMS										
Totals For Vendor - 1526 - VIKING VILLAGE FOODS					0.00	235.69	0.00	0.00	0.00	
Vendor - 1557 WI MAT COMPANY										
1557 WI MAT COMPANY	05/19/2026	15394	CHK	05/19/2026		\$ 183.60				
Ref: MAT RENTAL MARCH 2026										
Totals For Vendor - 1557 - WI MAT COMPANY					0.00	183.60	0.00	0.00	0.00	
Vendor - 1565 WI STATE LABORATORY OF HYGIENE										
1565 WI STATE LABORATORY OF HYGI	05/19/2026	841055-1	CHK	05/19/2026		\$ 31.00				
Ref: FLUORIDE TESTING										
Totals For Vendor - 1565 - WI STATE LABORATORY OF HYGIENE					0.00	31.00	0.00	0.00	0.00	
Vendor - 1567 WI UNIVERSAL SERVICE FUND										
1567 WI UNIVERSAL SERVICE FUND	05/19/2026	0049700526100U	CHK	05/19/2026		\$ 205.00				
Ref: USF MONTHLY ASSESSMENT 05/2026										
Totals For Vendor - 1567 - WI UNIVERSAL SERVICE FUND					0.00	205.00	0.00	0.00	0.00	
Vendor - 1554 WIN TECHNOLOGY										
1554 WIN TECHNOLOGY	05/19/2026	CI-205366	CHK	05/19/2026		\$ 8,604.36				
Ref: ETHERNET CIRCUIT LEASES 06/2026										
Totals For Vendor - 1554 - WIN TECHNOLOGY					0.00	8,604.36	0.00	0.00	0.00	
Vendor - 2332 WIZARD TOWER TECHNOSERVICES LTD										
2332 WIZARD TOWER TECHNOSERVIC	05/19/2026	394105	CHK	05/19/2026		\$ 484.60				
Ref: CITY EMAIL HOSTING 05/2026										
Totals For Vendor - 2332 - WIZARD TOWER TECHNOSERVICES L					0.00	484.60	0.00	0.00	0.00	
Vendor - 9999 WOLLMAN, JOHNNY										

05/15/2026 9:46:39 am

**ACCOUNTS PAYABLE
CASH COMMITMENT**

Page: 22

Beginning Date: 04/22/2026

Vendor Name	Due Date	Invoice	Pmt Type	Scheduled Pmt Date	Misc Credit	Due In Days			
						30 Or Less	31 - 60	61 - 90	91+
9999 WOLLMAN, JOHNNY	05/19/2026	004500063/024235.0	CHK	05/19/2026		\$ 16.49			
Ref: ACCT#4500063 ELEC/WATER REFUND									
Totals For Vendor - 9999 - WOLLMAN, JOHNNY					0.00	16.49	0.00	0.00	0.00
Vendor - 1577 ZOBEL & SONS, INC.									
1577 ZOBEL & SONS, INC.	05/19/2026	60647	CHK	05/19/2026		\$ 258.09			
Ref: GRAVEL/TOPSOIL/QUICK-2-GRO/SAND FILL									
Totals For Vendor - 1577 - ZOBEL & SONS, INC.					0.00	258.09	0.00	0.00	0.00
Grand Total: (194)					\$ -941.59	\$ 1,009,192.34	\$ 0.00	\$ 0.00	\$ 0.00
Check: (188)					-941.59	990,671.95	0.00	0.00	0.00
Direct Deposit: (6)					0.00	18,520.39	0.00	0.00	0.00
Payment Type Totals:					-941.59	1,009,192.34	0.00	0.00	0.00

**Check Register & Cash Commitment Summary
May 2026**

\$	2,071,643.79	Total Paid From Check Register Report
\$	(1,510,564.43)	Less Already Approved WPPI Power Bill Pymt From Prior Meeting
\$	(75,625.00)	Less Already Approved Assoc. Trust Water Bond Pymt From Prior Meeting
\$	(87,667.00)	Less Already Approved ATC Pymt for Vol Addl Capital From Prior Meeting
\$	204,030.91	Net Payroll/Labor Totals
\$	601,818.27	TOTAL PAID BEFORE MEETING
\$	1,009,192.34	Total Unpaid from Cash Commitment Report
\$	(941.59)	Misc Vendor Credits
\$	1,380,393.42	Wire to WPPI-Power bill payment due on 5-28
\$	2,388,644.17	TOTAL UNPAID BEFORE MEETING
\$	2,990,462.44	GRAND TOTAL

Water Department Report

May 18, 2026

Department Tasks:

- Spring hydrant flushing is complete
- Service maintenance
- Valve maintenance
- Large meter testing
- Lead and copper sample site updates and DNR approvals

Leaks:

No leaks to report this month

Projects:

The Vine St and S Walnut St project is moving along quickly with the water portion approximately 75% completed.

The new 10th St Project Extension is scheduled to begin this week.

Well #7 is back online after routing inspection and rehabilitation.

Consumer Confidence Report (CCR):

The 2025 CCR has been completed. This annual water quality report provides important information about where your water comes from, and the test results used to ensure your tap water is safe and healthy to drink. The crew has delivered copies of these reports to businesses around town. The CCR will be published in the local newspaper and can be found on the RUC website; a copy is attached.



CONSUMER CONFIDENCE REPORT

2025

Reedsburg Utility Commission (RUC) wants you, our valued customer, to be confident in the drinking water RUC serves is safe. This annual water quality report provides important information about where your water comes from and the test results used to ensure your tap water is safe and healthy to drink.

Date Issued: 05/01/2026

Valid To: 05/01/2027

Welcome Message

Dear Reedsburg Utility Commission water customer,

It is my privilege to share the 2025 Consumer Confidence Report with you. This report reflects our ongoing commitment to providing safe, high quality drinking water to the homes, businesses, and families that make up our community. Clean, dependable water is something we rely on every single day without giving it much thought.

Behind the scenes, our team works year round to monitor water quality, maintain equipment, and protect the integrity of our system. We take that responsibility seriously because we know we are not just delivering water. We are serving our neighbors.

This report explains where your water comes from, what it contains, and how it compares to state and federal standards. All drinking water, including bottled water, can reasonably be expected to contain small amounts of some contaminants. The presence of these substances does not necessarily indicate a health risk. What matters is that we continuously test, monitor, and meet or exceed the safety requirements established to protect public health.



We encourage you to take a few moments to review this information. If you ever have questions, want additional details, or simply want to learn more about how your water system operates, do not hesitate to reach out. Commission meetings are held on the third Monday of each month at 4:00 p.m. at 501 Utility Court, our customers are always welcome to attend.

Thank you for your trust and for allowing us to serve you. It is an honor to provide this essential service to the Reedsburg community.

Este informe contiene información importante acerca de su agua potable. Haga que alguien lo traduzca para usted, o hable con alguien que lo entienda.

Dlaim ntawv tshaabzu nuav muaj lug tseemceeb heev nyob rua huv kws has txug cov dlej mej haus. Kuas ib tug paab txhais rua koj, los nrug ib tug kws paub lug thaam.

Reedsburg Water Utility routinely monitors our water for contaminants in your drinking water according to Federal and State Laws. The tables enclosed in this report share the results of our monitoring for the period of January 1st through December 31st, 2025.

Index.

The Utility services more than 4,400 customers and takes great pleasure in serving each and every one.

Welcome Message	01
Index	02
About the Regulations	03
By the Numbers	04
Health Information	05
Lead in Drinking Water	06
Chemical Analysis	07
Additional Contaminants	08
Definition of Terms	09

About the Regulations

To ensure the tap water is safe to drink, the Environmental Protection Agency (EPA) and the Food & Drug Administration (FDA) established regulations that limit the amount of certain contaminants in water provided by the water utility. Regulations also establish limits for contaminants in bottled water.

The sources of drinking water, both tap water and bottled water, include rivers, lakes, streams, ponds, reservoirs, springs and wells. As water travels over the land or through the ground, it dissolves naturally occurring minerals and in some cases, radioactive materials, and can pick up substances resulting from the presence of animals or from human activity. Contaminants that may be present in source water include:

Pesticides & Herbicides

May come from a variety of sources such as agriculture, urban storm water runoff, and residential users.

Microbial Contaminants

Such as viruses and bacteria, may come from sewage treatment plants, septic systems, livestock and wildlife.

Radioactive Contaminants

Can be natural or be the result of oil and gas production or from mining activities.

Inorganic Contaminants

Such as salts and metals, can be naturally occurring or result from urban storm water, industrial or domestic wastewater, oil and gas production, mining or farming.

Organic Chemical Contaminants

Including synthetic and volatile organic chemicals may be by-products of industrial processes or petroleum production, and can also come from gas stations, urban storm water runoff, agricultural application and residential and commercial septic systems.

NOTICE TO CUSTOMERS

This report contains important and useful information about the sources, quality, and safety of your drinking water and describes how Reedsburg Utility Water Utility meets all drinking water standards set by State and Federal Governments. If you would like help understanding this information, you may have it translated or speak with someone who can assist you.



By the Numbers

5/2

Reedsburg Utility maintains a comprehensive network of five well sites strategically positioned throughout the city. This distributed system ensures reliability and accessibility to clean water for residents and business alike. What sets Reedsburg Utility apart is its innovative approach to maintaining optimal pressure levels, utilizing two distinct pressure zones. This dual-zone configuration enhances efficiency and performance, delivering unparalleled service to all residents of the city.


68

Reedsburg Utility proudly oversees a vast network of water main stretching an impressive 68 miles throughout the city. This extensive infrastructure forms the backbone of the community's water distribution system, delivering essential services to homes, businesses, and public facilities. From routine inspections to proactive repairs and upgrades, the utility's dedicated team works tirelessly to safeguard the quality and efficiency of the water supply.

655

The utility manages an extensive network of 3,607 service connections, ensuring reliable water delivery to residential, commercial and industrial customers alike. Reedsburg Utility stands as a guardian of safety and service, boasting a robust infrastructure that includes 655 hydrants strategically positioned throughout the city. These hydrants serve as essential assets in emergency response and daily operations, providing crucial access to water for firefighting efforts and maintenance tasks.

ID	SOURCE	DEPTH (ft)	STATUS
3	GROUNDWATER	490 ft	ACTIVE
4	GROUNDWATER	400 ft	ACTIVE
6	GROUNDWATER	310 ft	ACTIVE
7	GROUNDWATER	515 ft	ACTIVE
8	GROUNDWATER	500 ft	ACTIVE



Health Information

Drinking water, including bottled water, may reasonably be expected to contain at least small amounts of some contaminants. The presence of contaminants does not necessarily indicate that water poses a health risk. More information about contaminants and potential health effects can be obtained by calling the Environmental Protection Agency's safe drinking water hotline at (800) 426-4791.

Some people may be more vulnerable to contaminants in drinking water than the general population. Immunocompromised individuals such as persons with cancer, undergoing chemotherapy, persons who have undergone organ transplants, people with HIV/AIDS or other immune system disorders, some elderly, and infants can be particularly at risk from infections.

“ The utility conducts comprehensive testing for contaminants every year to ensure your drinking water consistently meets safety standards.


These people should seek advice about drinking water from their health care providers. EPC/CDC guidelines on appropriate means to lessen the risk of infection by crypto sporidium and other microbial contaminants are available from the EPA's safe drinking water hotline.

Nitrate in drinking water at levels above 10ppm is a health risk for infants of less than 6 months of age. High nitrate levels in drinking water can cause blue baby syndrome. Nitrate levels may rise quickly for short periods of time because of rainfall or agricultural activity. If you are caring for an infant you should ask for advice from your health care provider.

Our water system did not monitor for cryptosporidium or radon during 2025. We are not required by state or federal drinking water regulation to do so. We currently add chlorine as a disinfectant, fluoride to promote healthy development of teeth, and phosphate for lead and copper control.

Detected Contaminants

Your water was tested for many contaminants last year. We are allowed to monitor for some contaminants less frequently than once a year. The following tables in this report list only those contaminants which were detected in your water. If a contaminant was detected last year, it will appear in the following tables without a sample date. If the contaminant was not monitored last year, but was detected within the last 5 years, it will appear in the following tables along with sample data.



Lead in Drinking Water

Lead can cause serious health effects in people of all ages, especially pregnant women, infants (both formula-fed and breastfed), and young children. Lead in drinking water is primarily from materials and parts used in service lines and in-home plumbing. Reedsburg Waterworks is responsible for providing high quality drinking water and removing lead pipes but cannot control the variety of materials used in the plumbing in your home.

Because lead levels may vary over time, lead exposure is possible even when your tap sampling results do not detect lead at one point in time. You can help protect yourself and your family by identifying and removing lead materials within your home plumbing and taking steps to reduce your family's risk.

Using a filter, certified by an American National Standards Institute accredited certifier to reduce lead, is effective in reducing lead exposures. Follow the instructions provided with the filter to ensure the filter is used properly. Use only cold water for drinking, cooking, and making baby formula. Boiling water does not remove lead from water.

Before using water for drinking, cooking, or formula, flush your pipes for several minutes. You can do this by running your tap, taking a shower, doing laundry or a load of dishes. If you have a lead service line or a galvanized line requiring replacement, you may need to flush your pipes for a longer period of time. If you are concerned about lead in your water and wish to have your water tested, contact Reedsburg Water Utility. (Jon Craker at 608-524-4341 ext. 6427).

Additional Information on Service Line Materials

As of October 26, 2024, we are required to compile an initial inventory of all service lines connected to our distribution system and make this information publicly available. To obtain details about your service line, contact the Reedsburg Water Utility at 608-524-4381 or email jcraker@rucls.net.

Information on lead in drinking water, testing methods, and steps you can take to minimize exposure is available at <https://www.epa.gov/safewater/lead>



“ While the utility ensures water quality for the community, homeowners can take additional steps like flushing pipes, using certified filters, and removing lead materials to reduce exposure to lead.

Chemical Analysis

As part of our ongoing commitment to public health and environmental stewardship, Reedsburg Utility conducts regular chemical analysis of the community’s water supply. These tests ensure compliance with state and federal water quality standards by monitoring key indicators such as pH levels, alkalinity, nitrates, hardness, PFAS and potential contaminants like heavy metals. The results help us maintain safe, clean drinking water and support responsible resource management across all utility operations.

	LEVEL	RANGE
Alkalinity (ppm)	144 (avg)	100-200 (ideal)
Hardness (ppm)	160 (avg)	100-200 (ideal)
pH Value (lab)	7.2 (avg)	7.0-8.5 (ideal)

PFAS Contaminants with a Recommended Health Advisory Level

01. Perfluoroalkyl and Polyfluoroalkyl substances (PFAS) are a large group of human-made chemicals that have been used in industry and consumer products worldwide since the 1950’s. The following table list PFAS contaminants which were detected in your water and that have a Recommended Public Health Groundwater Standard (RPHGS) or Health Advisory Level (HLA).

There are no violations for detections of contaminants that exceed the RPHGS or HAL. The RPHGS are levels at which concentrations of the contaminant present a health risk and are based on guidance provided by the Wisconsin Department of Health Services.

Note: The recommended health-based levels in the table below were in effect in 2024, these levels were revised by WDHS in 2025. They can be found here <https://www.dhs.wisconsin.gov/water/gws.htm>

	RPHGS / HAL	LEVEL	RANGE	YEAR
PFHXS (ppt)	40	1.81	0.00 - 1.81	2023
PFBS (ppt)	450,000	0.50	0.00 - 0.50	2023
PFHXA (ppt)	150,000	0.94	0.00 - 0.94	2023

Our Continuing Commitment

Reedsburg Utility remains steadfast in its continuing commitment to the community, guided by three core principles. Firstly, the utility prioritizes the provision of high-quality, safe drinking water at the lowest possible price, ensuring accessibility for all residents. Secondly, the utility rigorously monitors and tests the water it serves, employing state-of-the-art technology and stringent protocols to optimize quality. Regular testing and analysis enable the utility to identify and address any potential issues promptly, safeguarding the health and well-being of consumers. Lastly, Reedsburg Utility goes above and beyond, working tirelessly around the clock to provide top-quality water that exceeds expectations. Whether through infrastructure upgrades, community outreach, or ongoing education initiatives, the utility remains dedicated to delivering exceptional service and enhancing the overall water experience for every individual served.

Inorganic Contaminants

02. Inorganic contaminants in water are chemical substances, typically metallic elements or salts, that do not contain carbon and can originate from both natural sources (such as erosion of mineral deposits) and human activities (like mining, industrial discharges, or agricultural runoff).

	MCL	MCLG	LEVEL	RANGE	YEAR	VIOLATION
Barium (ppm)	2	2	0.026	0.013 - 0.026	2023	NO
Beryllium (ppb)	4	4	0.28	0.00 - 0.28	2023	NO
Copper (ppm)	AL=1.3	1.3	0.702 at 90 th Percentile	.0463 - 1.01	2023	NO
Fluoride (ppm)	4	4	0.60	0.00 - 0.60	2023	NO
Lead (ppb)	AL=15	0	0.000 at 90 th Percentile	0 - 4.02	2023	NO
Nitrate (ppm)	10	10	4.70	3.05 - 4.70	2025	NO
Nitrite (ppm)	1	1	0.019	0.000 - 0.019	2023	NO
Selenium (ppm)	50	50	1	0.00 - 1.00	2023	NO
Sodium (ppm)	N/A	N/A	18.00	3.70 - 18.00	2023	NO

Typical Sources:

Barium: Discharge of drilling wastes, metal refineries, erosion of natural deposits. **Beryllium:** Discharge from metal refineries and coal burning factories. **Copper:** Corrosions of home plumbing, erosion of deposits and leaching of wood preservatives. **Fluoride:** Erosion of deposits, discharge from fertilizer and aluminum factories. **Lead:** Erosion of natural deposits and corrosion of home plumbing systems. **Nitrates / Nitrites:** Runoff from fertilizer use, leaching from septic tanks, sewage and natural deposits. **Selenium:** Discharge from petroleum and metal refineries, erosion of deposits and mines.

Radioactive Contaminants

03. Radioactive elements such as radium (Ra) and uranium (U) can enter drinking water sources through natural geological processes. Both contaminants are regulated under the Safe Drinking Water Act.

	MCL	MCLG	LEVEL	RANGE	YEAR	VIOLATION
Gross, Alpha Excl R&U (pCi/l)	15	0	0.80	0.80	2023	NO
Combined Radium (pCi/l)	5	0	2.40	2.40	2023	NO
Gross, Alpha, Incl R&U (pCi/l)	N/A	N/A	0.80	0.80	2023	NO

Typical Sources: Erosion of natural deposits

Disinfection Byproducts

04. Disinfection byproducts (DBPs) form when disinfectants like chlorine react with natural organic matter in source water. Two primary regulated groups are Haloacetic Acids and Trihalomethanes.

	MCL	MCLG	LEVEL	RANGE	YEAR	VIOLATION
HAA5 (ppb)	60	60	69	69	2025	NO
TTHM (ppb)	80	0	10.4	10.4	2025	NO

Typical Sources: By-product of drinking water chlorination

Definition of Terms

To help readers better understand the information presented in this Consumer Confidence Report, the following section provides definitions of technical terms and regulatory standards commonly used in water quality monitoring. These terms are essential for interpreting water testing results and understanding how your drinking water is evaluated for safety and compliance.

Water System Upgrades

In 2025, a series of upgrades were carried out on the municipal water system to improve infrastructure reliability and service delivery. These improvements included the replacement of aging and outdated components such as water mains, valves, hydrants and service connections.

The work was focused primarily along 2nd street from North Webb to North Park along with the 100 block of North Walnut. Additionally, upgrades were done near the roundabout at 19th street and Viking drive. These enhancements were undertaken to ensure better water flow, reduce the risk of system failures, and support the community's growing needs.

AL - Action Level

The concentration of a contaminant which, if exceeded, triggers treatment of other requirements which a water system must flow.

MCL - Maximum Contaminant Level

The highest level on a contaminant that is allowed in drinking water. MCLs are set as close to the MCLGs as feasible using the best available technology.

MCLG - Maximum Containment Level Goal

The level of a contaminant in drinking water below which is no known or expected risk to health. MCLGs all for a margin of safety.

MFL - Millions Fibers per Liter

This is the measure of the presence of asbestos fibers that are longer than 10 micrometers in length.

NTU - Nephelometric Turbidity Units

Nephelometric turbidity units are a measure of the clarity of water.

TCR - Total Coliform Rule

The rule set both a health goal and legal limits for the presence of total coliforms in drinking water.

TT - Treatment Technique

A required process to reduce the level of contaminant in drinking water.

mrem/yr - Millirems per Year

A measure of radiation absorbed by the body.

n/a - Not Applicable

Information does not apply

n/d - Not Detected

Not observed or noticeable

pCi/l - Picocuries per Liter

A measure of radioactivity

ppm - Parts per Million

Measured in Milligrams per liter (mg/l)

ppb - Parts per Billion

Measured in Micrograms per liter (ug/l)

ppt - Parts per Trillion

Measured in Nanograms per liter (ng/l)

ppq - Parts per Quadrillion

Measured in Pictograms per liter (pg/l)



GET IN TOUCH

Reedsburg Utility has proudly served the community since 1894, providing reliable electric and water services to our residents. We are one utility and one community, committed to exceptional service. As your neighbors, we take pride in delivering dependable, high-quality, and responsive service you can trust.



(608) 524-4381



[ReedsburgUtility.com](https://www.ReedsburgUtility.com)



501 Utility Court
Reedsburg, WI 53959

ELECTRIC DEPARTMENT REPORT
Dennis Horkan, Electric Supervisor
May 18, 2026

Electric Department Update:

- We have changed out 3 additional poles on Viking Dr that we have found to have had pole rot.
- The Thomas Road lift station electric upgrades are complete.
- Meter testing is nearly complete.
- We are changing out street light bases during the Vine St construction project.
- We helped the Prairie Ridge School with their annual egg drop.
- We are planning to use robo-calling to reach customers about 24 hour disconnect notices.
- We have installed 6 new electric meters since the last meeting.
- WPPI will be requesting a contract extension later this year.

PUBLIC POWER in Wisconsin

Municipal electric utilities are important to Wisconsin's energy landscape



Locally Controlled



Not-for-Profit

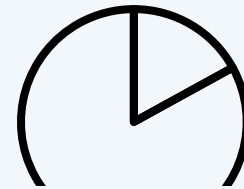


Exceptionally Reliable

81 Community-owned electric companies, geographically dispersed across the state

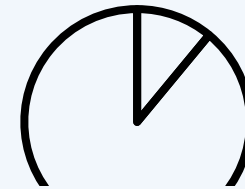
Median population of the cities and village operating a municipal electric utility **3,349**

315,515 homes and businesses served



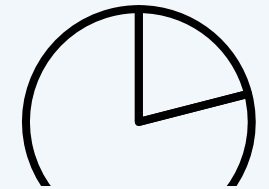
83%

of Wisconsin municipal utilities have been serving their community for **100 years or more**



11%

of the **electricity distributed in Wisconsin** is provided by a municipal utility



↓21%

On average, municipal utility **monthly residential bills are lower** than investor-owned utility bills



There are fewer **power outages** in areas served by municipal utilities; on the rare occasion when service is interrupted, power is **typically restored within 30 minutes**, compared to 3 hours and 57 minutes for investor-owned utilities

\$21.2
million

Payments transferred to local government to help communities pay for fire and police protection and other critical local services

100%

Utility infrastructure and investment **decisions are made locally** with input from residents

More than 500,000 Wisconsinites — **1 of 12 residents** — live in villages and cities that own their **not-for-profit electric utility**



Zero taxpayer dollars are used to operate municipal utilities



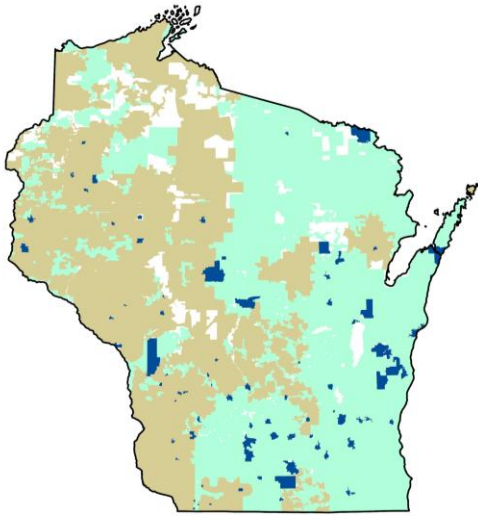
Together, municipal electric companies have roughly **1,125 employees** — including more than 300 highly-skilled electric lineworkers who keep the lights on in the communities they call home.

Municipal utilities are **regulated by the Public Service Commission** and share in the mission to provide **safe, reliable, and affordable power** to keep Wisconsin strong.

Municipal utilities **partner with Focus on Energy** to promote energy efficiency and conservation to help customers **keep energy bills low.**



About Wisconsin's Electric Utility Providers



Service territory boundaries shown are approximate, based on geographic data supplied to the Public Service Commission of Wisconsin

- Investor-owned utilities** — 12 privately-owned power companies, including the big five operating in the state: Alliant Energy/Wisconsin Power & Light, Madison Gas & Electric, We Energies, Wisconsin Public Service Corp., and Xcel Energy/NSP Wisconsin
- Electric cooperatives** — 24 electric distribution co-ops plus Dairyland Power Cooperative, a generation-and-transmission cooperative that provides power to electric distribution cooperatives and municipal utility companies in Wisconsin and some neighboring states
- Municipal utilities** — 81 electric distribution companies plus three joint-action agencies, Great Lakes Utilities, Upper Midwest Municipal Energy Group, and WPPI Energy, that negotiate agreements and supply power to municipal utility companies

American Transmission Co. LLC (ATC) is a privately-held, jointly owned, **transmission-only utility** operating in Wisconsin; approximately 88% of the ownership is held by Wisconsin-based investor-owned utilities, and 12% is held by municipal and cooperative utilities

	Investor-owned utilities	Electric cooperatives	Municipal utilities
Business Model	Privately-owned, for-profit	Privately-owned, not-for-profit	Publicly-owned, not-for-profit
Ownership	Shareholders	Cooperative members	Community
Total number of companies operating in Wisconsin <i>pie charts show share of total</i>	12	24	81
Number of electric meters served in Wisconsin <i>pie charts show share of total</i>	2.1 million 78%	~ 280,000 10%	315,515 12%
Description of service territory	Large and expansive, including a mix of urban, suburban, and rural areas	Large and widespread, including primarily rural areas	Compact areas comprising entire cities or villages, and some surrounding rural areas
Share of state's retail electric sales <i>U.S. Energy Information Administration (EIA), Form EIA-861; 2024 data</i>	83%	6%	11%
Governed by	Corporate board of directors elected by shareholders	Elected board of co-op members	Local elected municipal board or utility commission
Regulated by	Public Service Commission of Wisconsin	Co-op Boards of Directors	Public Service Commission of Wisconsin



MEUW Messaging Points

What We Believe

- Municipal utilities strongly support Wisconsin’s current approach to regulating utilities, which has been highly effective for more than a century. This means regulation by local governing bodies and Public Service Commission oversight for municipal utilities.
- Municipal electric utilities support efforts to expand critical infrastructure and to continue modernizing the electric grid to meet changing customer expectations, including higher demand as electric vehicles and AI usage expands.
- Municipal utilities embrace an “all-of-the-above” approach to power supply and strive to provide environmentally responsible electricity while maintaining affordable rates for our customers.
- Municipal utilities strongly support community — our operations are ratepayer-funded (not taxpayer-funded), and every year we return more than \$20 million to our communities in payments in lieu of taxes.

Who We Are

PROUDLY
PUBLIC POWER

 Locally Controlled

 Not-for-Profit

 Exceptionally Reliable

We are public power in Wisconsin. Together, we are 81 communities that have owned and operated their hometown electric utility for more than a century, providing more than 300,000 Wisconsin households with local control and access to affordable, safe, reliable, and sustainable energy without the use of tax dollars. **We are proud to be community-owned.**

What municipal utilities have to say about ...

Affordability and Reliability

- Public power utilities are not for profit electric service providers.
- Homes powered by municipal electric utilities pay – on average – nearly 15% less than homes powered by Investor-Owned Utilities.
- Customers of public power utilities lose power less often and brought back online faster than other utilities.

Transparency and Efficiency – Simplified Rate Case

- Energy generation filings are occurring more frequently, are more complex, and require more PSC staff time.
- PSC already uses a simplified process when considering municipal water rate changes, and it has been working well for many years.
- Municipal electric rate cases are decided by city councils, village boards, or utility commissions before being sent to Madison for review by PSC auditors.
- Using a simplified rate case process for municipal electric rate changes — similar to one used for municipal water cases — helps to lessen the burden on PSC staff and eliminates “double regulation.”

Support for Home Rule

- Utilities have a defined service territory telling them who they can and cannot serve.
- There currently is a process to acquire new service territory but that process has become burdensome and costly, costs which are borne by ratepayers.
- As a municipality grows, we believe that a municipal utility should be able to serve citizens located within their municipal boundaries and the process of acquiring that territory should be easy.

Chapter 55

ETHICS CODE AND BOARD

§ 55-1. Statement of purpose.

- A. The proper operation of democratic government requires that public officials and employees be impartial and responsible to the people; that government decisions and policy be made in proper channels of the governmental structure; that public office not be used for personal gain; and that the public have confidence in the integrity of its government. In recognition of these goals, there is hereby established a Code of Ethics for all City of Reedsburg officials and employees, whether elected or appointed, paid or unpaid, including members of boards, committees and commissions of the City, as well as any individuals who are candidates for elective office as soon as such individuals file nomination papers with the City.
- B. The purpose of this Ethics Code is to establish guidelines for ethical standards of conduct for all such officials and employees by setting forth those acts or actions that are incompatible with the best interests of the City of Reedsburg and by directing disclosure by such officials and employees of private financial or other interests in matters affecting the City. The Common Council believes that a Code of Ethics for the guidance of elected and appointed officials and employees will help them avoid conflicts between their personal interests and their public responsibilities, will improve standards of public service and will promote and strengthen the faith and confidence of the citizens of this City in their elected and appointed officials and employees. The Common Council hereby reaffirms that each elected and appointed City official and employee holds his or her position as a public trust, and any intentional effort to realize substantial personal gain through official conduct is a violation of that trust. The provisions and purpose of this Ethics Code and such rules and regulations as may be established are hereby declared to be in the best interests of the City of Reedsburg.

§ 55-2. Definitions.

As used in this chapter, the following terms shall have the meanings indicated:

ANYTHING OF VALUE — Any money or property, favor, service, payment, advance, forbearance, loan, or promise of future employment, but does not include compensation and expenses paid by the state, fees and expenses which are permitted and reported under § 19.56, Wis. Stats., political contributions which are reported under Ch. 11, Wis. Stats., or hospitality extended for a purpose unrelated to state business by a person other than an organization. **[Amended at time of adoption of Code (see Ch. 1, General Provisions, Art. II)]**

BUSINESS — Any corporation, partnership, proprietorship, firm, enterprise, franchise, association, organization, self-employed individual or any other legal entity which engages in profit-making activities.

FINANCIAL INTEREST — Any interest which shall yield, directly or indirectly, a monetary or other material benefit to the officer or employee or to any person employing or retaining the services of the officer or employee.

PERSONAL INTEREST — The following specific blood or marriage relationships:

- A. A person's spouse, mother, father, child, brother or sister; or
- B. A person's relative by blood or marriage who receives, directly or indirectly, more than 1/2 of his or her support from such person or from whom such person receives, directly or indirectly, more than 1/2 of his or her support.

PUBLIC EMPLOYEE — Any person excluded from the definition of a public official who is employed by the City.

PUBLIC OFFICIAL — Those persons serving in elected or appointed offices and all members appointed to boards, committees and commissions established or appointed by the Mayor and/or Common Council, whether paid or unpaid.

SIGNIFICANT INTEREST — Owning or controlling, directly or indirectly, at least 10% or \$5,000 of the outstanding stock of any business.

§ 55-3. Statutory standards of conduct.

There are certain provisions of the Wisconsin Statutes which should, while not set forth herein, be considered an integral part of any code of ethics. Accordingly, the provisions of the following sections of the Wisconsin Statutes, as from time to time amended, are made a part of this chapter of Ethics and shall apply to public officials and employees whenever applicable, to wit:

- A. Section 946.10, Bribery of Public Officers and Employees.
- B. Section 946.11, Special Privileges from Public Utilities.
- C. Section 946.12, Misconduct in Public Office.
- D. Section 946.13, Private Interest in Public Contract Prohibited.
- E. Section 19.41 et seq., Code of Ethics for Public Officials and Employees.

§ 55-4. Responsibility of public office.

Public officials and employees are agents of public purpose and hold office for the benefit of the public. They are bound to uphold the Constitution of the United States and the Constitution of this state and carry out impartially the laws of the nation, state and municipality, to observe in their official acts the highest standards and to discharge faithfully the duties of their office

regardless of personal consideration, recognizing that the public interest must be their prime concern.

§ 55-5. Dedicated service.

Officials and employees shall adhere to the rules of work and performance established as the standard for their positions by the appropriate authority. Officials and employees shall not exceed their authority or breach the law or ask others to do so, and they shall work in full cooperation with other public officials and employees unless prohibited from so doing by law or by officially recognized confidentiality of their work. Members of the City staff are expected to follow their appropriate professional code of ethics.

§ 55-6. Fair and equal treatment.

- A. Use of public property. No official or employee shall use or permit the unauthorized use of City-owned vehicles, equipment, materials or property for personal convenience or profit, except when such services are available to the public generally or are provided as City policy for the use of such official or employee in the conduct of official business, as authorized by the Common Council or authorized board, commission or committee.
- B. Obligations to citizens. No official or employee shall grant any special consideration, treatment or advantage to any citizen beyond that which is available to every other citizen. No official or employee shall use or attempt to use his or her position with the City to secure any advantage, preference or gain, over and above his or her rightful remuneration and benefits, for himself or herself or for a member of his or her immediate family.
- C. Political contributions. No official shall personally solicit from any City employee, other than an elected official, a contribution to a political campaign committee for which the person subject to this chapter is a candidate or treasurer.

§ 55-7. Conflict of interest.

- A. Financial and personal interest prohibited.
 - (1) No official or employee of the City, whether paid or unpaid, shall engage in any business or transaction or shall act in regard to financial or other personal interest, direct or indirect, which is incompatible with the proper discharge of official duties in the public interest contrary to the provisions of this chapter or which would tend to impair independence of judgment or action in the performance of official duties.
 - (2) Any member of the Common Council who has a financial interest or personal interest in any proposed legislation before the Common Council shall disclose on the records of the Common Council the

nature and extent of such interest; such official shall not participate in debate or vote for adoption or defeat of such legislation. If the matter before the Council involves a member's personal interest with persons involved, the member may participate in debate or discussion and vote on the matter following disclosure unless an ordinance or contract is involved; if an ordinance or contract is involved, such official shall not participate in debate or discussion and vote on the matter.

- (3) Any nonelected official, other than a City employee, who has a financial interest or personal interest in any proposed legislative action of the Common Council or any board, commission or committee upon which the official has any influence or input or of which the official is a member that is to make a recommendation or decision upon any item which is the subject of the proposed legislative action shall disclose on the records of the Common Council or the appropriate board, commission or committee the nature and extent of such interest. Such official shall not participate in debate or discussion or vote for adoption or defeat of such legislation.
 - (4) Any City employee who has a financial interest or personal interest in any proposed legislative action of the Common Council or any board, commission or committee upon which the employee has any influence of input, or of which the employee is a member, that is to make a recommendation or decision upon any item which is the subject of the proposed legislative action shall disclose on the records of the Common Council or the appropriate board, commission or committee the nature and extent of such interest.
- B. Disclosure of confidential information. No official or employee shall, without proper legal authorization, disclose confidential information concerning the property, government or affairs of the City, nor shall such information be used to advance the financial or other private interests of the official or employee or others.
- C. Gifts and favors.
- (1) No official or employee, personally or through a member of his or her immediate family, may solicit or accept, either directly or indirectly, from any person or organization money or anything of value if it could be expected to influence the employee's official actions or judgments or be considered a reward for any action or inaction on the part of the official or employee.
 - (2) No official or employee, personally or through a member of his or her immediate family, shall accept any gift, whether in the form of money, service, loan, thing or promise, from any person which may tend to impair his or her independence of judgment or action in the performance of his or her duties or grant in the discharge of his or her duties any improper favor, service or thing of value. However, it

is not a conflict of interest for any public official or employee to receive a gift or gratuity that is an unsolicited item of nominal intrinsic value such as a meal, and that is not intended to influence the official. Any official or employee who receives, directly or indirectly, any gift or gifts from any person who is known by said official or employee to be interested, directly or indirectly, in any manner whatsoever in business dealings with the City upon which the official or employee has any influence or input or over which the official or employee has any jurisdiction, discretion or control shall disclose the nature and value of such gifts to the Common Council by January 15 next following the year in which the gift or gifts are received.

- (3) An official or employee is not to accept hospitality if, after consideration of the surrounding circumstances, it could reasonably be concluded that such hospitality would not be extended were it not for the fact that the guest, or a member of the guest's immediate family, was a City official or employee. Participation in celebrations, grand openings, open houses, informational meetings and similar events are excluded from this prohibition. This subsection further shall not be construed to prevent candidates for elective office from accepting hospitality from citizens for the purpose of supporting the candidate's campaign.
- (4) Gifts received by an official or employee or his or her immediate family under unusual circumstances shall be referred to the Common Council within 10 days of receipt for recommended disposition. Any person subject to this chapter who becomes aware that he is or has been offered any gift, the acceptance of which would constitute a violation of this subsection, shall within 10 days disclose the details surrounding said offer to the Common Council. Failure to comply with this reporting requirement shall constitute an offense under this chapter.

D. Representing private interests before City agencies or courts.

- (1) Nonelected City officials and employees shall not appear on behalf of any private person (other than himself or herself, his or her spouse or minor children) before any City agency, board, commission or the Common Council if the official or employee or any board, commission or committee of which the official or employee is a member has any jurisdiction, discretion or control over the matter which is the subject of such representation.
- (2) Elected City officials may appear before City agencies on behalf of constituents in the course of their duties as representatives of the electorate or in the performance of public or civic obligations. However, the disclosure requirements of Subsection A above shall be applicable to such appearances.

- E. Ad hoc committee exceptions. No violation of the conflict of interest restrictions of this chapter shall exist, however, where an individual serves on a special ad hoc committee charged with the narrow responsibility of addressing a specific issue of topic in which that individual, or the employer or a client of that individual, has an interest, so long as the individual discloses to the Common Council that such interest exists.
- F. Contracts with the City. No City official or employee who, in his or her capacity as such officer or employee, participates in the making of a contract in which he has a private pecuniary interest, direct or indirect, or performs in regard to that contract with some function requiring the exercise of discretion on his or her part shall enter into any contract with the City, unless within the confines of § 946.13, Wis. Stats.:
 - (1) The contract is awarded through a process of public notice and competitive bidding or the Common Council waives the requirement of this chapter after determining that it is in the best interest of the City to do so.
 - (2) The provisions of this subsection shall not apply to the designation of a public depository of public funds.

§ 55-8. Ethics Board. [Amended 7-26-2010]

- A. The Ethics Board shall consist of five members. The membership of the Ethics Board shall consist of four citizens and one alderperson. The nonalderperson members shall not be elected officials, full-time appointed officials or City employees, nor shall the non-Council members be currently serving on any other City board, commission or committee. The City Attorney shall furnish the Board any legal assistance necessary to carry out its functions.
- B. Ethics Board members shall be appointed by the Mayor, subject to confirmation by the Council. Initial terms of office shall be: one citizen shall be appointed for two years, one citizen will be appointed for one year, and two citizens will be appointed for three years. Thereafter, all terms shall be three years. Terms begin May 1 of the respective year. Each year, the Mayor shall appoint the alderperson at the annual reorganization meeting. Three members shall constitute a quorum of the Board.
- C. The Ethics Board shall elect its own chair.
- D. The Ethics Board may make recommendations to the Common Council with respect to amendments of this Code of Ethics.
- E. Any person covered by this Ethics Code may apply, in writing, to the Board for an advisory opinion regarding the propriety of any matter to which the person is or may become a party. The Board shall meet to review such a request for an advisory opinion and may advise the person making the request. Advisory opinions and requests therefor

shall be in writing and shall state all material facts. It shall be prima facie evidence of intent to comply with this Ethics Code when a person refers a matter to the Board and abides by the advisory opinion of the Board if the material facts are as stated in the opinion request. Meetings held by the Board for deliberation and action upon such application shall not be open to the public nor shall a nonmember, Common Council member or the Mayor be authorized to attend any such meeting of the Board unless requested to do so by the Board. Advisory opinions rendered by the Board shall be in writing and shall state the material facts upon which the opinion is based. A record of the Board's opinions, opinion requests and investigations of violations shall be closed to public inspection as required by Chapter 19, Wis. Stats. Except as provided by § 19.59(5)(b), Wis. Stats., the Board shall not make public the identity of any person requesting an advisory opinion or of persons or organizations mentioned in the opinion. If the Board determines that an advisory opinion rendered by the Board would be of significant value to other officials or employees, the Board may issue a summary of the opinion, provided that the summary does not disclose the identity of the person originally requesting the advisory opinion. In all cases, the Board may request an advisory opinion from the City Attorney.

- F. All complaints alleging that an official or employee committed a violation of this Ethics Code shall be addressed to the Ethics Board and shall be filed with the City Clerk-Treasurer. All such complaints shall be in writing and verified and shall state the name of the official or employee alleged to have committed a violation of this Ethics Code and shall further state the evidentiary facts supporting the charge.
- G. Within 14 days after the filing of a properly verified complaint with the City Clerk-Treasurer, the Board shall meet to review the complaint. Within three business days after its initial review of the complaint, the Board shall mail a copy of the complaint to the respondent by certified mail or shall have a copy of the complaint delivered to the respondent by personal service.
- H. Following its initial review of a verified complaint, the Board may make a preliminary investigation with respect to each alleged violation of this Ethics Code. No preliminary investigation of an alleged violation of this Ethics Code may be initiated until a copy of the complaint and notice of the Board's intent to investigate the charge has been mailed by certified mail to the respondent or personally served upon the respondent. The preliminary investigation shall be completed within 30 days of the date that the complaint and notice thereof is mailed to the respondent or personally served upon the respondent, except the Board may extend the investigation period for up to an additional 60 days with notice to the respondent and to the complainant.
- I. If, after its preliminary investigation, the Board finds that probable cause does not exist for believing that the respondent violated this Ethics Code, it shall dismiss the complaint. The Board shall promptly

notify the complainant and the respondent by certified mail or personal service of its decision dismissing the complaint. The Board's decision to dismiss a complaint shall be final. The same complaint or a complaint which is substantially similar to the dismissed complaint shall not be reconsidered by the Board unless, within 20 days of the Board's mailing or personal service of its dismissal order, the complainant files with the Board additional material facts which were not available to the complainant at the time the original complaint was filed and which, if true, would probably change the Board's decision. The Board's decision to reconsider or not to reconsider a decision under this subsection shall be final. If the Board determines that a verified complaint was brought for harassment purposes, the Board shall so state in its decision.

- J. If, after its preliminary investigation, the Board finds that probable cause does exist for believing the allegations of the complaint, it shall conduct a hearing on the matter. The hearing shall be held not more than 60 days after the Board's finding of probable cause. The Board shall give the respondent and complainant written notice of the hearing date by mailing a notice thereof to the respondent and to the complainant by first class mail at least 20 days prior to the hearing date thereof. The hearing shall be held in closed session except that the respondent shall have a right to demand that the hearing be held in open session and, upon such demand, the Board shall conduct the hearing in open session.
- K. The chairperson of the Board shall preside over the proceedings, and the City Attorney shall provide legal assistance to the Board as needed. The complainant and the respondent may be represented by an attorney, and the respondent may also be represented by a union representative. Both parties may compel the attendance of witnesses by subpoenas. Subpoenas may be issued by the Chairperson of the Board pursuant to § 885.01, Wis. Stats. Each party shall be responsible for serving subpoenas on its respective witnesses and for paying any witness and mileage fees to the witness as required by the Wisconsin Statutes.
- L. All testimony of witnesses at the proceedings shall be given under oath, administered by the Chairperson in the form and manner prescribed by the Wisconsin Statutes. A record of the testimony may be made by stenographic, electronic or other recording method, as the Board determines. The record produced at the direction of the Board shall be the official record of the proceeding. The proceedings may be adjourned or continued by the Board from day to day until completed.
- M. The proceedings shall be conducted in the following order:
 - (1) Statement of the issues and rules by the Chairperson.
 - (2) Brief factual summaries, if any, by both sides.
 - (3) Presentation of testimony and the introduction of evidence by the complainant to substantiate the charge.

- (4) Cross-examination of witnesses by the respondent.
 - (5) One additional opportunity to question witnesses by the complainant.
 - (6) One additional opportunity to cross-examine witnesses by the respondent.
 - (7) Presentation of the base for the respondent.
 - (8) Repeat of Subsection M(4), (5) and (6) above regarding witnesses and evidence produced on behalf of the respondent.
 - (9) Opportunity for each side to present evidence in rebuttal of any evidence presented by the opposing side.
 - (10) Brief closing arguments, if any, by both sides.
- N. The Board shall not be bound by common law or statutory rules of evidence, and the Board shall hear all evidence having reasonable probative value, but shall exclude immaterial, irrelevant or unduly repetitious testimony or evidence. Basic principles of relevancy, materiality and probative force shall govern this proceeding. Hearsay evidence will not be permitted where direct evidence is reasonably available. The Board will not base crucial or essential evidentiary findings on hearsay evidence. Objections to evidentiary offers and offers of proof of evidence not admitted may be made and shall be noted in the record. All evidence, including records and documents, shall be duly offered and made a part of the record. The Chairperson shall rule on any objections or procedural matters. Any member of the Board and the City Attorney may ask questions of the witnesses. No party or witness shall be permitted to ask questions of any Board member during the proceedings, unless expressly authorized by the Chairperson.
- O. The Board shall deliberate in closed session.
- P. Within 10 working days of the conclusion of the hearing, the Board shall file its written findings of fact, conclusions of law and recommendations signed by a majority of the participating members and concerning the propriety of the conduct of the respondent. Any member of the Board may indicate his/her dissent to the written order. If the Board determines that no violation of the Code of Ethics has occurred, it shall dismiss the complaint, and if requested to do so by the respondent, the Board shall issue a public statement in that regard. If the Board finds that clear, satisfactory and convincing evidence exists for believing the allegations of the complaint, the Board shall refer its findings, conclusions and recommendation to the Common Council or to other proper City authority and/or, in the case of an employee, to the City Administrator and/or the Mayor as deemed appropriate. In its recommendation, the Board may recommend that the Common Council order the official or employee to conform his or her conduct to the

Ethics Code or recommend that the official or employee be cautioned, censured, suspended, removed from office, issued a private reprimand, public reprimand, and, in the case of an employee, may also recommend suspension without pay, discharge, or other appropriate disciplinary action. In appropriate cases, the Board may recommend the referral of the matter to the District Attorney to commence enforcement proceedings pursuant to the procedures and remedies of § 19.59, Wis. Stats.

- Q. Records obtained or prepared by the Board in connection with an investigation of a violation of this Ethics Code shall not be open for public inspection, except that the Board shall permit public inspection of records of a hearing conducted in open session pursuant to the request of the respondent as provided in Subsection J hereof. Whenever the Board refers an investigation and hearings record to a District Attorney, the District Attorney may make public such records in the course of a prosecution initiated thereon.
- R. The time frames set forth in this Ethics Code specifying Board action are not jurisdictional, and the Board may, where appropriate, extend any time period as necessary.

§ 55-9. Distribution of provisions.

- A. The City Clerk-Treasurer shall cause a copy of this Code of Ethics to be distributed to every public official and employee of the City within 30 days after enactment of this chapter. Each public official and employee elected, appointed or engaged thereafter shall be furnished a copy before entering upon his or her duties.
- B. Each public official, Mayor, the Chairman of each board, commission or committee and, through the City Administrator, the head of each department shall between May 1 and May 31 each year, review the provisions of this chapter with his or her fellow Council members or board, commission, committee members or subordinates, as the case may be, and certify to the City Clerk-Treasurer by June 15 that such annual review had been undertaken. A notice of this Ethics Code shall be continuously posted on the City bulletin boards wherever situated.
- C. Each public official and employee shall, in connection with Subsections A and B above, also complete and file with the City Clerk-Treasurer, as appropriate, the following statement of understanding:

"I have read and understand the contents of the City of Reedsburg Ethics Code, including the attached state statutes.* I also understand that I am expected to adhere to and conduct myself according to rules, guidance and direction as set forth in the Ethics Code." (*Sections 946.10 through 946.13 and 19.41 et seq., Wis. Stats.)

§ 55-10. Employees covered by collective bargaining agreements.

In the event an employee covered under a collective bargaining agreement, is allegedly involved in an Ethics Code violation, the terms and conditions set forth in the applicable collective bargaining agreement shall prevail in the administration and interpretation of this Ethics Code.

§ 55-11. Sanction.

A determination that an employee's actions constitute improper conduct under the provisions of this chapter may constitute a cause of suspension, removal from office or employment or other disciplinary action. Sanctions, including any disciplinary action, which may affect employees covered under a labor agreement will be consistent with the terms and conditions set forth in the applicable labor agreement.

§ 55-12. Police officers and firefighters.

When an ethics complaint has been filed against a police officer or firefighter or the Chief of either the Police or Fire Department, the procedure shall be performed in accordance with the provisions of § 62.13, Wis. Stats.

§ 55-13. Violations and penalties.

Violation of any provision of this chapter should raise conscientious questions for the incumbent concerned as to whether voluntary resignation or other action is indicated to promote the best interests of the City of Reedsburg. For nonelected officials or City employees, violation may constitute a cause for suspension, removal from office or employment, or other disciplinary action. As an alternative or an addition to the sanctions imposed herein, any person violating the provisions of this sanction shall be subject to a nonreimbursable forfeiture of not less than \$100 nor more than \$500.



CITY OF REEDSBURG
134 South Locust Street, PO Box 490
Reedsburg, WI 53959
PH. 608-524-6404 FAX. 608-524-8458
www.reedsburgwi.gov

CITY OF REEDSBURG

ANNUAL CODE OF ETHICS REVIEW

(Return by May 31st)

Each year between May 1st and May 31st each public official, Mayor, the Chair of each board, commission or committee, and department head shall review the provisions of the Ethics Code and certify that such review has occurred.

I have read and understand the content of the City of Reedsburg Code of Ethics, including the listed State statutes. *

I also understand that I am expected to adhere to and conduct myself according to the rules, guidance and direction as set forth in the Ethics Code. (*§946.10 through §946.13; and §19.41 et seq.)

Date: _____

Printed name

Signature