

The regular meeting of the Reedsburg Utility Commission will be held on Monday, October 20, 2025 at 4:00 PM. This meeting will be held at 501 Utility Court, Reedsburg, WI 53959. Meeting facilities are handicap accessible.

AGENDA

1. Roll Call
2. Approve Agenda
3. The Commission will receive information on non-agenda topics brought before the Commission by members of the public. The Commission will not discuss these topics, and will not take action on any of them at this meeting.
4. Employee Service Recognition: Bonnie Dix, Accounting Assistant, 15 years
5. Presentation of WPPI Community Service Awards: Jim Krueger, former Commission President, and Mike Gargano, former Commissioner
6. Safety – comments, concerns, and training updates
7. Approve Minutes from prior meeting
8. Financial Update
 - a. Treasurer’s and financial compilation reports
 - b. Approve Bills
 - c. Discussion regarding 2026 budget
9. Human Resources Update
10. Marketing Update
11. Electric Department
 - a. Supervisor's Report
 - b. Reconsider United Methodist Church Energy Efficiency Grant award
12. Water Department Update
13. Telecom Department Update
14. Commission Concerns (No action will be taken on items presented)
15. Closed Session Per WisStats 19.85(1)(f) to discuss protected Customer Information and account status
16. Adjourn Meeting

NOTES:

- A majority of the members of the Common Council may attend this meeting. If a quorum of the Common Council attends this meeting, no action will be taken by the Common Council at this meeting.
- Except as specifically noted on the agenda, the Commission expects that all agenda items will be discussed in open session. However, if during the course of the meeting it becomes apparent that competitive or bargaining reasons require a closed session, or if a closed session is deemed otherwise necessary and appropriate under the law, a member of the Commission may move that an item be discussed in closed session. After a closed session, the Commission may immediately reconvene in open session.
- Some or all voting members may be present via teleconference or video conference.

September 15, 2025

Commission President, Katy Prange, called the regular meeting of the Reedsburg Utility Commission to order on Monday, September 15, 2025 at 3:59 P.M.

Roll Call of Commissioners Present:

Katy Prange, President/Citizen Member
 Jake Kummer, City Council Member
 Missy Frenz, City Council Member

Amy Reine, Secretary/Citizen Member
 Mike Glick, Citizen Member

Others Present:

Dennis Horkan, Electric Supervisor
 Terri Gher, Accounting Manager
 Adam Favia, Sales & Marketing

Jon Craker, Water Supervisor
 Ken Las, Communications Supervisor
 Jen Powell, Accounting Assistant

Approve Agenda:

Motion made by Amy Reine, seconded by Missy Frenz, to approve the agenda. All Commissioners present voted “aye” (5-0). Motion carried.

Public Comment:

Jake Kummer, City Council Member, relayed a message from the City of Reedsburg requesting the lower substation clean up made a top priority.

Safety & Training Updates:

None.

Approve Minutes:

Motion made by Mike Glick, seconded by Jake Kummer, to approve the minutes from the prior meeting and place them on file. All Commissioners present voted “aye” (5-0). Motion carried.

Financial Update:

- a) Motion made by Missy Frenz, seconded by Jake Kummer, to approve the treasurer’s report and the financial reports. All Commissioners present voted “aye” (5-0). Motion carried.
- b) Motion made by Mike Glick, seconded by Amy Reine, to approve: payments paid since the last meeting of \$2,448,724.90; less already approved WPPI power bill payment of (\$2,052,370.00); net payroll/labor totals of \$201,115.34; for a total paid before the meeting of \$597,470.24. Unpaid checks on the Cash Commitment Report for \$2,244,570.60; Miscellaneous credits applied to invoices from vendors (\$190.24); Estimated NCTC Programming ACH payment for \$92,020.88; wire to WPPI for power bill payment for \$2,192,079.11; total checks unpaid before the meeting of \$4,528,480.35. Total disbursements paid of \$5,125,950.59. Upon roll being called all Commissioners present voted “aye” (5-0). Motion carried.

Human Resources Update:

Job opening for a 2026 LightSpeed Customer Service Specialist has been posted.

Marketing Update:

Adam Favia, Sales Representative and Marketing Specialist, reviewed the marketing updates with the Commission.

Telecom Department Update:

Ken Las, Communications Supervisor, reviewed the fiber department updates with the Commission.

Electric Department Update:

Dennis Horkan, Electric Supervisor, reviewed the electric department updates with the Commission.

Water Department Update:

Jon Craker, Water Supervisor, reviewed the water department updates with the Commission.

Commission Concerns:

None.

Adjourn Meeting:

Motion made by Mike Glick, seconded by Amy Reine, to adjourn the meeting at 4:27 P.M. All Commissioners present voted "aye" (5-0). Motion carried.

Amy Reine, Commission Secretary

REEDSBURG UTILITY COMMISSION
TREASURER'S REPORT
SEPTEMBER 2025

BANK ACCOUNTS

	REEDSBURG STATE BANK	COMM 1ST- CKNG	COMM 1ST- CUST PYMT	COMM 1ST- SWEEP	COMM 1ST- E/W CC	COMM 1ST- WEB PYMTS (EBPP)	TOTALS
BEGINNING BOOK BALANCE	\$ 250,505.20	\$ 1,517,061.13	\$ 3,583,327.91	\$ 1,503,946.76	\$ 153,070.86	\$ 92,425.92	\$ 7,100,337.78
Receipts-Book	\$ 8,759.38	\$ 1,413,663.28	\$ 3,750,103.16	\$ -	\$ 287,550.51	\$ 381,595.49	\$ 5,841,671.82
Interest Earned	\$ 93.85	\$ -	\$ -	\$ 155.34	\$ -	\$ -	\$ 249.19
Bond Pymt Transfers	\$ -	\$ -	\$ (110,064.00)	\$ -	\$ -	\$ -	\$ (110,064.00)
Wire Transfer-WPPI	\$ -	\$ -	\$ (2,192,079.11)	\$ -	\$ -	\$ -	\$ (2,192,079.11)
Disbursements-Book	\$ -	\$ (2,822,798.67)	\$ (627,173.97)	\$ -	\$ (385,039.80)	\$ (427,303.73)	\$ (4,262,316.17)
Book Adj/Fees	\$ -	\$ -	\$ -	\$ -	\$ -	\$ -	\$ -
ENDING BOOK BALANCE	\$ 259,358.43	\$ 107,925.74	\$ 4,404,113.99	\$ 1,504,102.10	\$ 55,581.57	\$ 46,717.68	\$ 6,377,799.51
<hr/>							
BANK STMT BALANCE	\$ 259,358.43	\$ 204,403.31	\$ 4,404,113.99	\$ 1,504,102.10	\$ 55,581.57	\$ 46,717.68	\$ 6,474,277.08
Bank Adj	\$ -	\$ -	\$ -	\$ -	\$ -	\$ -	\$ -
Outstanding Cks/Dep	\$ -	\$ (96,477.57)	\$ -	\$ -	\$ -	\$ -	\$ (96,477.57)
RECONCILED BOOK BALANCE	\$ 259,358.43	\$ 107,925.74	\$ 4,404,113.99	\$ 1,504,102.10	\$ 55,581.57	\$ 46,717.68	\$ 6,377,799.51

STATE INVESTMENT POOL-LGIP

ACCOUNT TITLE	BEGINNING BAL	WITHDRAWALS	DEPOSITS	INTEREST	REF #	CURRENT BAL.
General Reserve	\$ 11,354,076.53	\$ -	\$ -	\$ 40,620.53		\$ 11,394,697.06
ATC	\$ 1,223,149.96	\$ -	\$ -	\$ 4,375.96		\$ 1,227,525.92
Tele Depreciation	\$ 507,423.85	\$ -	\$ -	\$ 1,815.37		\$ 509,239.22
Tele Debt Service	\$ 978,240.20	\$ -	\$ 90,614.00	\$ 3,813.14	816610	\$ 1,072,667.34
Electric Depreciation	\$ 669,252.30	\$ -	\$ 5,000.00	\$ 2,411.62	816611	\$ 676,663.92
Water Depreciation	\$ 858,016.19	\$ (134,265.28)	\$ 14,450.00	\$ 2,879.45	816612	\$ 741,080.36
TOTALS	\$ 15,590,159.03	\$ (134,265.28)	\$ 110,064.00	\$ 55,916.07		\$ 15,621,873.82

Interest Rate on LGIP 4.35%
Prior Month was 4.36%

REEDSBURG UTILITY COMMISSION
 TREASURER'S REPORT
 SEPTEMBER 2025

ACCOUNT TITLE/TYPE	BEGINNING BAL	WITHDRAWALS	DEPOSITS	INTEREST PD	CURRENT BALANCE
Water MRB Reserve Plus Money Market	\$ 109,859.28	\$ -	\$ -	\$ 26.19	\$ 109,885.47
Water MRB Principal & Int Municipal Money Market	\$ 127,714.90	\$ -	\$ 6,984.00	\$ 53.51	\$ 134,752.41
Water Impact Fees Municipal Money Market	\$ 377,885.80	\$ -	\$ 62,424.00	\$ 231.59	\$ 440,541.39
ATC Account Municipal Money Market	\$ 246,198.03	\$ -	\$ -	\$ 97.80	\$ 246,295.83
	\$ 861,658.01	\$ -	\$ 69,408.00	\$ 409.09	\$ 931,475.10
USDA-RUS Reconnect Loan Acct Classic Business Checking	\$ -	\$ -	\$ -		\$0.00
LONG TERM DEBT-Advance Total Loan Advances Received to Date: USDA-Reconnect Loan 2% Interest Rate-No Payments due until March 2028 Advance/Start Date 7/07/2025 Maturity Date 3/12/2051	\$ 743,247.00				

**Temporary Cash Investments - LGIP GENERAL RESERVE 01
2024**

DATE:	INT RATE	INT PAID	DEPOSITS	WITHDRAWALS	CONF #	BALANCE
Balance from previous year						\$ 8,553,327.69
January	5.39%	\$ 39,055.79				\$ 8,592,383.48
February	5.39%	\$ 36,669.63				\$ 8,629,053.11
March	5.40%	\$ 39,433.86				\$ 8,668,486.97
April	5.38%	\$ 38,191.75				\$ 8,706,678.72
May	5.38%	\$ 39,653.58				\$ 8,746,332.30
June	5.42%	\$ 38,880.75				\$ 8,785,213.05
July	5.42%	\$ 40,315.69				\$ 8,825,528.74
August	5.41%	\$ 40,466.09				\$ 8,865,994.83
September	5.23%	\$ 38,024.77				\$ 8,904,019.60
October	4.93%	\$ 40,310.60	\$1,000,000.00		800524	\$ 9,944,330.20
November	4.72%	\$ 41,451.15	\$1,000,000.00		801977	\$ 10,985,781.35
December	4.61%	\$ 42,855.06				\$ 11,028,636.41
TOTAL		\$ 475,308.72	\$2,000,000.00			

**Temporary Cash Investments - LGIP GENERAL RESERVE 01
2025**

DATE:	INT RATE	INT PAID	DEPOSITS	WITHDRAWALS	CONF #	BALANCE
Balance from previous year						\$ 11,028,636.41
January	4.39%	\$ 41,093.58				\$ 11,069,729.99
February	4.40%	\$ 37,401.43				\$ 11,107,131.42
March	4.39%	\$ 41,401.72				\$ 11,148,533.14
April	4.39%	\$ 40,216.86				\$ 11,188,750.00
May	4.36%	\$ 41,435.97				\$ 11,230,185.97
June	4.36%	\$ 40,234.54				\$ 11,270,420.51
July	4.36%	\$ 41,766.94				\$ 11,312,187.45
August	4.36%	\$ 41,889.08				\$ 11,354,076.53
September	4.35%	\$ 40,620.53				\$ 11,394,697.06
October						
November						
December						
TOTAL		\$ 366,060.65	\$0.00			

Temporary Cash Investments - LGIP ATC 02
2024

DATE:	INT RATE	INT PAID	DEPOSITS	WITHDRAWALS	CONF #	BALANCE
Balance from previous year						\$ 632,154.48
January	5.39%	\$ 2,886.51				\$ 635,040.99
February	5.39%	\$ 2,710.16				\$ 637,751.15
March	5.40%	\$ 5,199.40	\$ 500,000.00		790161	\$ 1,142,950.55
April	5.38%	\$ 5,035.63				\$ 1,147,986.18
May	5.38%	\$ 5,228.37				\$ 1,153,214.55
June	5.42%	\$ 5,126.47				\$ 1,158,341.02
July	5.42%	\$ 5,315.67				\$ 1,163,656.69
August	5.41%	\$ 5,335.50				\$ 1,168,992.19
September	5.23%	\$ 5,013.61				\$ 1,174,005.80
October	4.93%	\$ 4,906.19				\$ 1,178,911.99
November	4.72%	\$ 4,562.34				\$ 1,183,474.33
December	4.61%	\$ 4,616.68				\$ 1,188,091.01
TOTAL		\$ 55,936.53	\$ 500,000.00	\$ -		

Temporary Cash Investments - LGIP ATC 02
2025

DATE:	INT RATE	INT PAID	DEPOSITS	WITHDRAWALS	CONF #	BALANCE
Balance from previous year						\$ 1,188,091.01
January	4.39%	\$ 4,426.92				\$ 1,192,517.93
February	4.40%	\$ 4,029.17				\$ 1,196,547.10
March	4.39%	\$ 4,460.12				\$ 1,201,007.22
April	4.39%	\$ 4,332.47				\$ 1,205,339.69
May	4.36%	\$ 4,463.81				\$ 1,209,803.50
June	4.36%	\$ 4,334.38				\$ 1,214,137.88
July	4.36%	\$ 4,499.46				\$ 1,218,637.34
August	4.36%	\$ 4,512.62				\$ 1,223,149.96
September	4.35%	\$ 4,375.96				\$ 1,227,525.92
October						
November						
December						
TOTAL		\$ 39,434.91	\$ -	\$ -		

**Temporary Cash Investments - LGIP Telecommunications Depreciation 03
2024**

DATE:	INT RATE	INT PAID	DEPOSITS	WITHDRAWALS	CONF #	BALANCE
Balance from previous year						\$ 581,914.89
January	5.39%	\$ 2,657.11				\$ 584,572.00
February	5.39%	\$ 2,494.77				\$ 587,066.77
March	5.40%	\$ 2,682.83				\$ 589,749.60
April	5.38%	\$ 2,598.33				\$ 592,347.93
May	5.38%	\$ 2,697.78				\$ 595,045.71
June	5.42%	\$ 2,645.20				\$ 597,690.91
July	5.42%	\$ 2,742.83				\$ 600,433.74
August	5.41%	\$ 2,574.80		\$ 100,433.74	798090	\$ 502,574.80
September	5.23%	\$ 2,155.46				\$ 504,730.26
October	4.93%	\$ 2,109.28				\$ 506,839.54
November	4.72%	\$ 1,961.45				\$ 508,800.99
December	4.61%	\$ 1,970.41		\$ 8,800.99	804042	\$ 501,970.41
TOTAL		\$ 29,290.25	\$ -	\$ 109,234.73		

**Temporary Cash Investments - LGIP Telecommunications Depreciation 03
2025**

DATE:	INT RATE	INT PAID	DEPOSITS	WITHDRAWALS	CONF #	BALANCE
Balance from previous year						\$ 501,970.41
January	4.39%	\$ 1,870.38				\$ 503,840.79
February	4.40%	\$ 1,702.33				\$ 505,543.12
March	4.39%	\$ 1,884.41				\$ 507,427.53
April	4.39%	\$ 1,830.48				\$ 509,258.01
May	4.36%	\$ 1,885.97				\$ 511,143.98
June	4.36%	\$ 1,799.22		\$ 9,258.01	812135	\$ 503,685.19
July	4.36%	\$ 1,866.60				\$ 505,551.79
August	4.36%	\$ 1,872.06				\$ 507,423.85
September	4.35%	\$ 1,815.37				\$ 509,239.22
October						
November						
December						
TOTAL		\$ 16,526.82	\$ -	\$ 9,258.01		

**Temporary Cash Investments - LGIP Telecommunications Debt Service 04
2024**

DATE:	INT RATE	INT PAID	DEPOSITS	WITHDRAWALS	CONF #	BALANCE
Balance from previous year						\$ 1,259,980.12
January	5.39%	\$ 6,073.98	\$ 90,725.00		787453	\$ 1,356,779.10
February	5.39%	\$ 5,198.03	\$ 90,725.00	\$ 950,818.75	788728/789763	\$ 501,883.38
March	5.40%	\$ 2,708.16	\$ 90,725.00		790162	\$ 595,316.54
April	5.38%	\$ 3,022.57	\$ 90,725.00		791435	\$ 689,064.11
May	5.38%	\$ 3,551.46	\$ 90,725.00		792957	\$ 783,340.57
June	5.42%	\$ 3,858.66	\$ 90,725.00		794342	\$ 877,924.23
July	5.42%	\$ 4,445.17	\$ 90,725.00		794342	\$ 973,094.40
August	5.41%	\$ 4,775.79	\$ 90,725.00	\$ 137,851.25	797152/798439	\$ 930,743.94
September	5.23%	\$ 4,354.97	\$ 90,725.00		798716	\$ 1,025,823.91
October	4.93%	\$ 4,666.08	\$ 90,725.00		800118	\$ 1,121,214.99
November	4.72%	\$ 4,690.16	\$ 90,725.00		801666	\$ 1,216,630.15
December	4.61%	\$ 5,088.52	\$ 90,725.00		803080	\$ 1,312,443.67
TOTAL		\$ 52,433.55	\$ 1,088,700.00	\$ 1,088,670.00		

**Temporary Cash Investments - LGIP Telecommunications Debt Service 04
2025**

DATE:	INT RATE	INT PAID	DEPOSITS	WITHDRAWALS	CONF #	BALANCE
Balance from previous year						\$ 1,312,443.67
January	4.39%	\$ 5,075.65	\$ 90,725.00		805575	\$ 1,408,244.32
February	4.40%	\$ 4,001.75	\$ 90,503.00	\$ 957,851.25	806407/807273	\$ 544,897.82
March	4.39%	\$ 2,347.07	\$ 90,614.00		807901	\$ 637,858.89
April	4.39%	\$ 2,627.87	\$ 90,614.00		809268	\$ 731,100.76
May	4.36%	\$ 3,043.11	\$ 90,614.00		809268	\$ 824,757.87
June	4.36%	\$ 3,268.69	\$ 90,614.00		812131	\$ 918,640.56
July	4.36%	\$ 3,740.19	\$ 90,614.00		813613	\$ 1,012,994.75
August	4.36%	\$ 3,993.95	\$ 90,614.00	\$ 129,362.50	815139/816318	\$ 978,240.20
September	4.35%	\$ 3,813.14	\$ 90,614.00		816610	\$ 1,072,667.34
October						
November						
December						
TOTAL		\$ 31,911.42	\$ 815,526.00	\$ 1,087,213.75		

**Temporary Cash Investments - LGIP Electric Depreciation 05
2024**

DATE:	INT RATE	INT PAID	DEPOSITS	WITHDRAWALS	CONF #	BALANCE
Balance from previous year						\$ 521,032.38
January	5.39%	\$ 2,396.79	\$ 5,000.00		787454	\$ 528,429.17
February	5.39%	\$ 2,276.51	\$ 5,000.00		788729	\$ 535,705.68
March	5.40%	\$ 2,470.97	\$ 5,000.00		790163	\$ 543,176.65
April	5.38%	\$ 2,415.17	\$ 5,000.00		791436	\$ 550,591.82
May	5.38%	\$ 2,530.38	\$ 5,000.00		792958	\$ 558,122.20
June	5.42%	\$ 2,501.81	\$ 5,000.00		794343	\$ 565,624.01
July	5.42%	\$ 2,618.62	\$ 5,000.00		794343	\$ 573,242.63
August	5.41%	\$ 2,651.31	\$ 5,000.00		797153	\$ 580,893.94
September	5.23%	\$ 2,511.37	\$ 5,000.00		798717	\$ 588,405.31
October	4.93%	\$ 2,479.85	\$ 5,000.00		800119	\$ 595,885.16
November	4.72%	\$ 2,325.40	\$ 5,000.00		801667	\$ 603,210.56
December	4.61%	\$ 2,371.97	\$ 5,000.00		803081	\$ 610,582.53
TOTAL		<u>\$ 29,550.15</u>	\$ 60,000.00	\$ -		

**Temporary Cash Investments - LGIP Electric Depreciation 05
2025**

DATE:	INT RATE	INT PAID	DEPOSITS	WITHDRAWALS	CONF #	BALANCE
Balance from previous year						\$ 610,582.53
January	4.39%	\$ 2,285.30	\$ 5,000.00		805576	\$ 617,867.83
February	4.40%	\$ 2,103.28	\$ 5,000.00		806408	\$ 624,971.11
March	4.39%	\$ 2,347.01	\$ 5,000.00		807903	\$ 632,318.12
April	4.39%	\$ 2,299.04	\$ 5,000.00		809269	\$ 639,617.16
May	4.36%	\$ 2,387.25	\$ 5,000.00		809269	\$ 647,004.41
June	4.36%	\$ 2,335.35	\$ 5,000.00		812132	\$ 654,339.76
July	4.36%	\$ 2,443.44	\$ 5,000.00		813614	\$ 661,783.20
August	4.36%	\$ 2,469.10	\$ 5,000.00		815140	\$ 669,252.30
September	4.35%	\$ 2,411.62	\$ 5,000.00		816611	\$ 676,663.92
October						
November						
December						
TOTAL		<u>\$ 21,081.39</u>	\$ 45,000.00	\$ -		

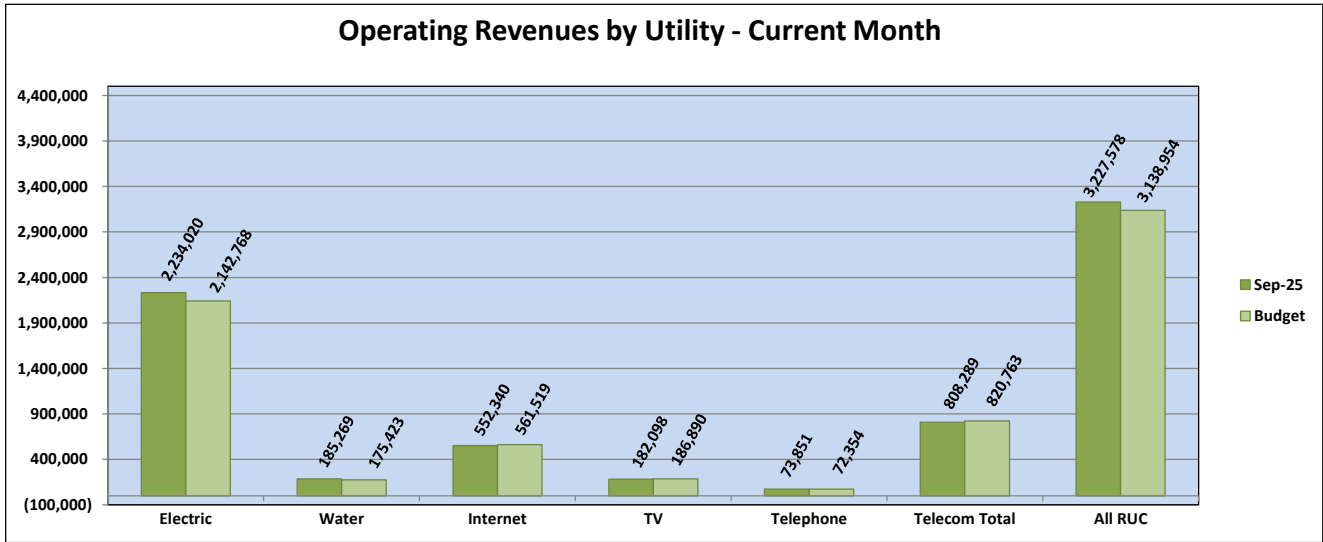
**Temporary Cash Investments - LGIP Water Depreciation 06
2024**

DATE:	INT RATE	INT PAID	DEPOSITS	WITHDRAWALS	CONF #	BALANCE
Balance from previous year						\$ 753,539.94
January	5.39%	\$ 3,491.86	\$ 14,450.00		787455	\$ 771,481.80
February	5.39%	\$ 3,354.11	\$ 14,450.00		788730	\$ 789,285.91
March	5.40%	\$ 3,672.99	\$ 14,450.00		790164	\$ 807,408.90
April	5.38%	\$ 3,620.96	\$ 14,450.00		791437	\$ 825,479.86
May	5.38%	\$ 3,825.36	\$ 14,450.00		792959	\$ 843,755.22
June	5.42%	\$ 3,810.76	\$ 14,450.00		794344	\$ 862,015.98
July	5.42%	\$ 4,022.14	\$ 14,450.00		794344	\$ 880,488.12
August	5.41%	\$ 3,662.71	\$ 14,450.00	\$ 248,292.50	797154/798089	\$ 650,308.33
September	5.23%	\$ 2,846.91	\$ 14,450.00		798718	\$ 667,605.24
October	4.93%	\$ 2,850.32	\$ 14,450.00		800120	\$ 684,905.56
November	4.72%	\$ 2,706.48	\$ 14,450.00		801668	\$ 702,062.04
December	4.61%	\$ 2,793.26	\$ 14,450.00		803082	\$ 719,305.30
TOTAL		<u>\$ 40,657.86</u>	\$ 173,400.00	\$ 248,292.50		

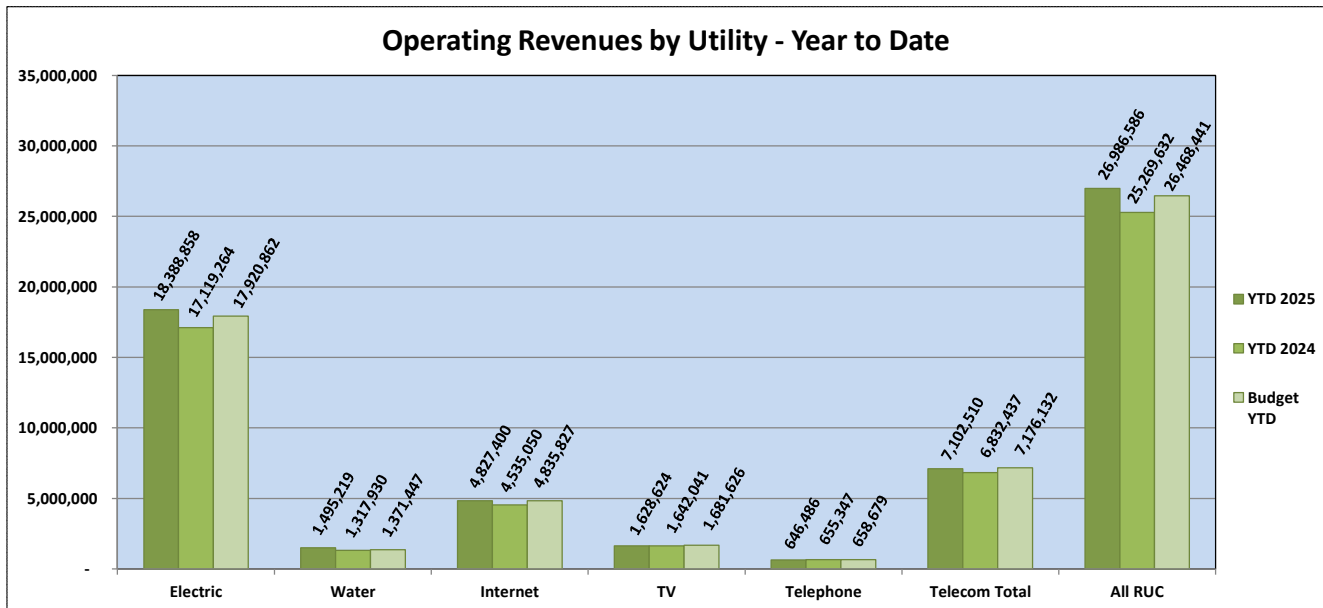
**Temporary Cash Investments - LGIP Water Depreciation 06
2025**

DATE:	INT RATE	INT PAID	DEPOSITS	WITHDRAWALS	CONF #	BALANCE
Balance from previous year						\$ 719,305.30
January	4.39%	\$ 2,709.72	\$ 14,450.00		805577	\$ 736,465.02
February	4.40%	\$ 2,533.64	\$ 14,450.00		806409	\$ 753,448.66
March	4.39%	\$ 2,858.86	\$ 14,450.00		807904	\$ 770,757.52
April	4.39%	\$ 2,832.53	\$ 14,450.00		809270	\$ 788,040.05
May	4.36%	\$ 2,971.91	\$ 14,450.00		809270	\$ 805,461.96
June	4.36%	\$ 2,935.78	\$ 14,450.00		812133	\$ 822,847.74
July	4.36%	\$ 3,102.93	\$ 14,450.00		813615	\$ 840,400.67
August	4.36%	\$ 3,165.52	\$ 14,450.00		815141	\$ 858,016.19
September	4.35%	\$ 2,879.45	\$ 14,450.00	\$ 134,265.28	816612/817248	\$ 741,080.36
October						
November						
December						
TOTAL		<u>\$ 25,990.34</u>	\$ 130,050.00	\$ 134,265.28		

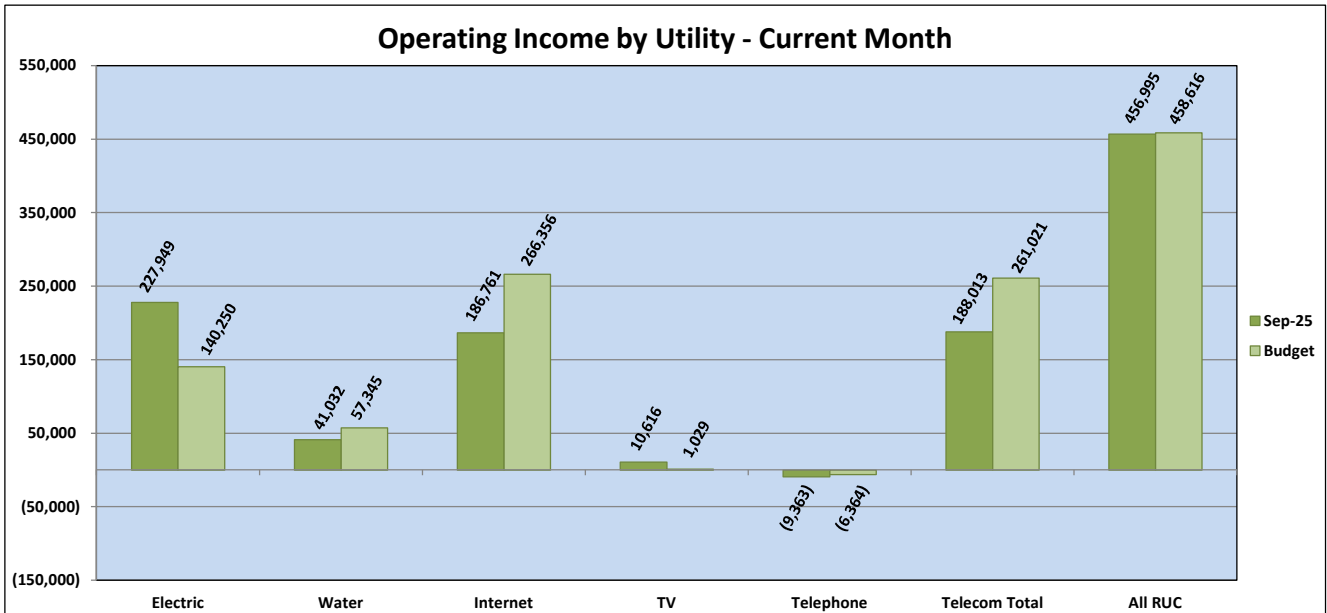
September 30, 2025
Revenues by Utility



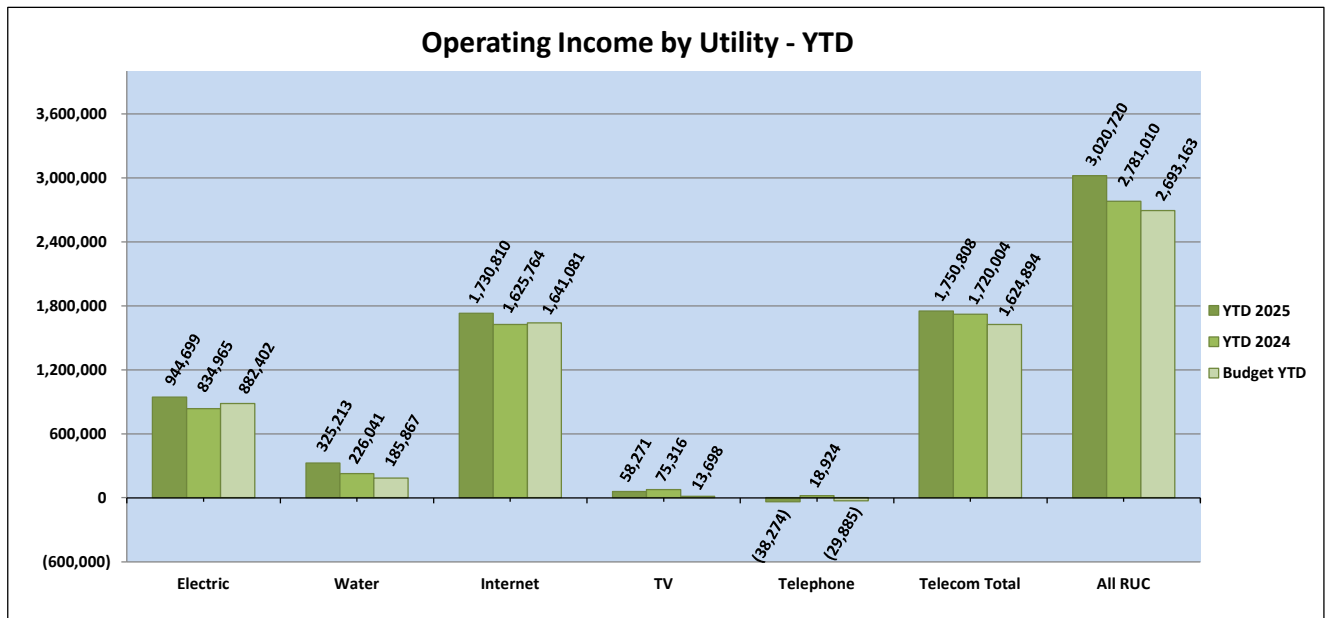
Notes:



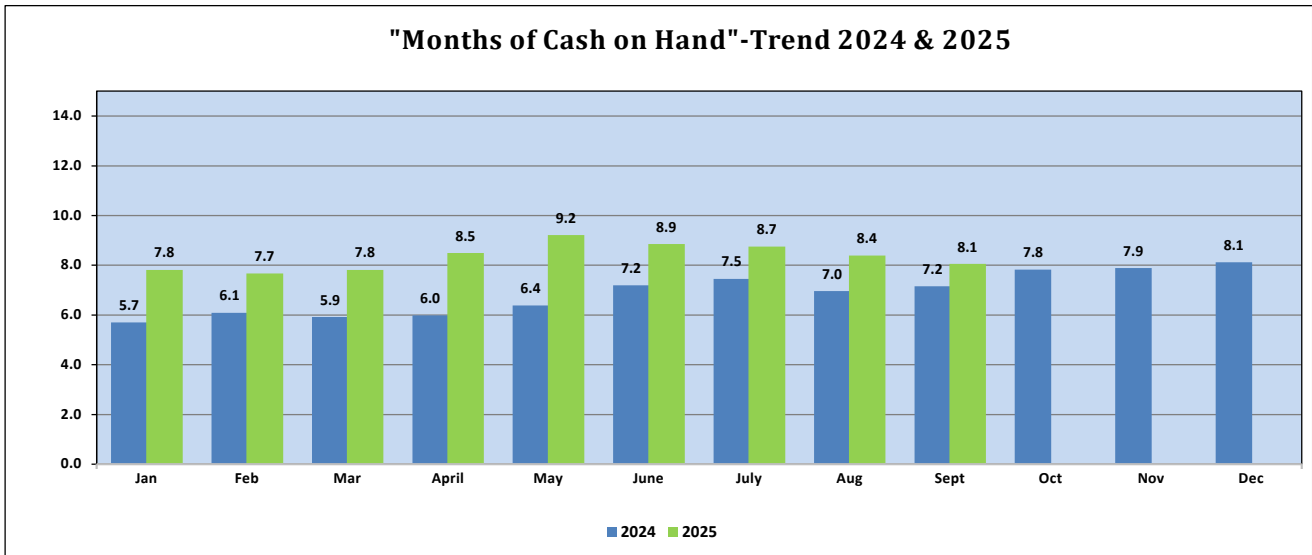
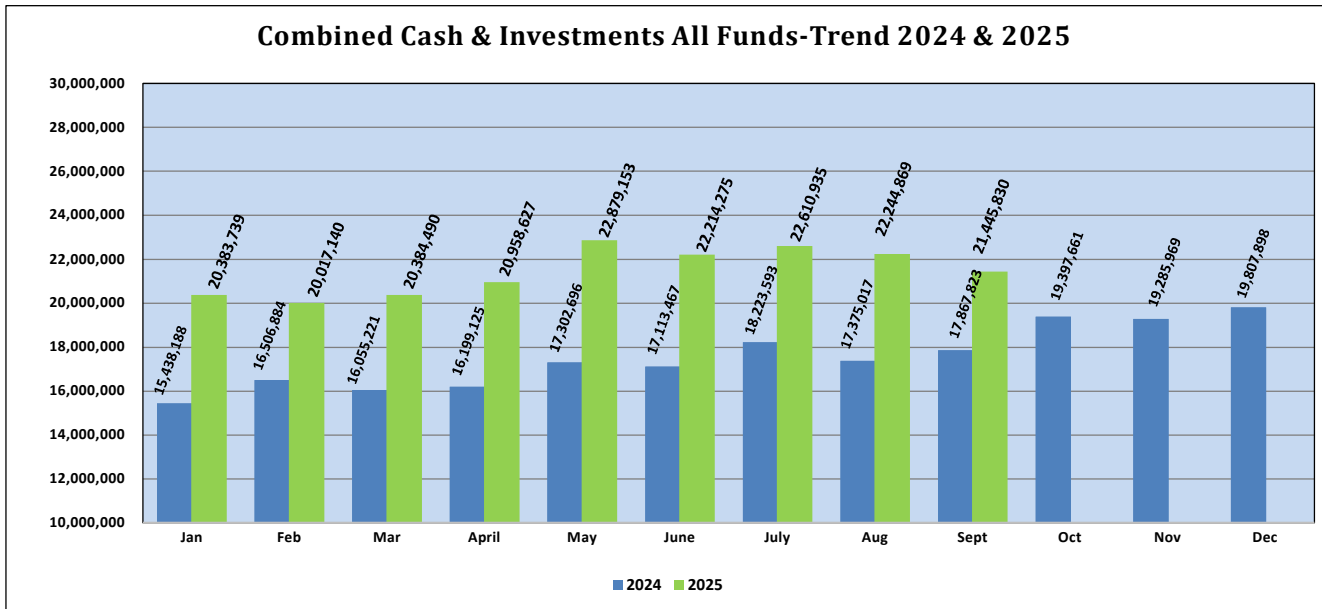
September 30, 2025
 Operating Income by Utility



Notes: Expenses for internet were low in 2024 due to work order closings.



Notes:



Notes:

FINANCIAL STATEMENTS

September 2025



**REEDSBURG UTILITY COMMISSION
ELECTRIC & WATER BALANCE SHEETS
Balance as of Sep 2025**

	YTD	LYTD	Change
ASSETS			
UTILITY PLANT			
Electric Plant	33,037,758.11	32,306,804.33	730,953.78
Water Plant	21,090,364.23	19,047,674.55	2,042,689.68
Total Utility Plant	54,128,122.34	51,354,478.88	2,773,643.46
NON-UTILITY PROPERTY			
Private Security Lights	150,942.41	150,942.41	0.00
Total Non-Utility Property	150,942.41	150,942.41	0.00
LESS: ACCUMULATED DEPRECIATION			
Electric Plant	21,076,495.54	20,410,025.55	666,469.99
Water Plant	7,406,105.41	6,995,937.48	410,167.93
Non-Utility Property	150,942.41	150,942.41	0.00
Total Accumulated Depreciation	(28,633,543.36)	(27,556,905.44)	(1,076,637.92)
Net Plant	25,645,521.39	23,948,515.85	1,697,005.54
CONSTRUCTION WORK IN PROGRESS			
Construction Work in Progress	728,039.50	915,289.09	(187,249.59)
Completed Construction not Classified	0.00	0.00	0.00
Total Construction Work in Progress	728,039.50	915,289.09	(187,249.59)
OTHER PROPERTY AND INVESTMENTS			
Inv. in American Transmission Co.	4,151,966.00	3,715,333.00	436,633.00
Inv. in Telecommunications	2,400,000.00	2,400,000.00	0.00
Total Other Property and Inv.	6,551,966.00	6,115,333.00	436,633.00
RESTRICTED ASSETS			
Water Impact Fees	440,541.39	251,973.27	188,568.12
Bond Funds	244,637.88	270,289.99	(25,652.11)
Total Restricted Assets	685,179.27	522,263.26	162,916.01
CURRENT ASSETS			
Cash and Investments	20,052,679.36	18,285,451.83	1,767,227.53
Cash and Investments-Depreciation	1,417,744.28	1,256,010.55	161,733.73
Customer Account Receivable	3,863,636.51	3,438,853.90	424,782.61
Other Account Receivable	508,386.14	539,239.51	(30,853.37)
Receivable from Municipality	99,182.27	132,789.80	(33,607.53)
Receivable from Sewer Utility	196,544.82	169,815.74	26,729.08
Receivable from Storm Water Utility	23,331.98	25,105.57	(1,773.59)
Materials and Supplies	839,339.18	829,085.95	10,253.23
Prepaid Expenses	64,034.51	57,774.51	6,260.00
Total Current Assets	27,064,879.05	24,734,127.36	2,330,751.69
DEFERRED DEBITS			
Unamortized Debt Discount & Exp.	0.00	0.00	0.00
Deferred Charges	0.00	0.00	0.00
Pension Deferred Debits	2,526,771.00	3,156,092.00	(629,321.00)
Total Other Assets	2,526,771.00	3,156,092.00	(629,321.00)
TOTAL ASSETS	63,202,356.21	59,391,620.56	3,810,735.65

**REEDSBURG UTILITY COMMISSION
ELECTRIC & WATER BALANCE SHEETS
Balance as of Sep 2025**

EQUITY AND LIABILITIES

	YTD	LYTD	Change
	-----	-----	-----
EQUITY			
Capital paid in by municipality	1,742,927.57	1,742,927.57	0.00
Retained Earnings	54,296,631.41	50,089,414.81	4,207,216.60
	-----	-----	-----
Total Equity	56,039,558.98	51,832,342.38	4,207,216.60
	-----	-----	-----
LONG-TERM LIABILITIES			
Revenue Bonds	399,080.86	492,263.02	(93,182.16)
	-----	-----	-----
Total Long-Term Liabilities	399,080.86	492,263.02	(93,182.16)
	-----	-----	-----
CURRENT LIABILITIES			
Accounts Payable	2,310,187.43	2,246,585.51	63,601.92
Customer Deposits	87,694.43	90,398.99	(2,704.56)
Customer Deposits for Construction	12,732.95	16,766.08	(4,033.13)
Payable to Sewer Utility	781,557.11	571,056.12	210,500.99
Payable to Storm Water Utility	95,157.27	93,062.60	2,094.67
Payable to Municipality	2,490.48	2,490.48	0.00
Taxes Accrued	526,499.99	513,000.00	13,499.99
Accrued Benefits	422,397.67	719,124.91	(296,727.24)
Accrued Vacation	86,169.42	72,280.06	13,889.36
Interest Accrued	5,210.09	6,426.31	(1,216.22)
	-----	-----	-----
Total Current Liabilities	4,330,096.84	4,331,191.06	(1,094.22)
	-----	-----	-----
DEFERRED CREDITS			
Other Deferred Credits	473,182.53	474,224.10	(1,041.57)
Pension Deferred Credits	2,131,113.00	2,487,936.00	(356,823.00)
Pension Regulatory Liability	(170,676.00)	(226,336.00)	55,660.00
	-----	-----	-----
Total Other Liabilities	2,433,619.53	2,735,824.10	(302,204.57)
	-----	-----	-----
Total Liabilites	7,162,797.23	7,559,278.18	(396,480.95)
	-----	-----	-----
TOTAL EQUITY AND LIABILITIES	63,202,356.21	59,391,620.56	3,810,735.65
	=====	=====	=====

**REEDSBURG UTILITY COMMISSION
ELECTRIC & WATER
STATEMENTS OF INCOME & RETAINED EARNINGS
Balance as of Sep 2025**

	YTD	LYTD	Change
OPERATING REVENUE			
Electric	18,388,857.54	17,119,264.46	1,269,593.08
Water	1,495,218.54	1,317,930.06	177,288.48
Total Operating Revenues	19,884,076.08	18,437,194.52	1,446,881.56
OPERATING EXPENSES			
Electric			
Operation and maintenance	16,376,160.41	15,234,827.81	1,141,332.60
Depreciation	651,042.66	639,849.95	11,192.71
Taxes	416,955.64	409,621.45	7,334.19
Total	17,444,158.71	16,284,299.21	1,159,859.50
Water			
Operation and maintenance	755,557.16	702,529.23	53,027.93
Depreciation	195,163.08	180,722.85	14,440.23
Taxes	219,285.02	208,637.17	10,647.85
Total	1,170,005.26	1,091,889.25	78,116.01
OPERATING INCOME			
Electric	944,698.83	834,965.25	109,733.58
Water	325,213.28	226,040.81	99,172.47
Total Operating Income	1,269,912.11	1,061,006.06	208,906.05
NONOPERATING INCOME (EXPENSES)			
Investment income	546,178.94	568,013.10	(21,834.16)
CIAC Revenue Accounts	1,192,550.38	173,441.71	1,019,108.67
Interest and amortization expense	(204,264.47)	(200,654.40)	(3,610.07)
Gain/(Loss) on Early Retirement	36,695.80	3,336.42	33,359.38
Other revenue (expense)	(2,509.54)	(730.45)	(1,779.09)
Merchandising and jobbing	12,663.65	12,110.38	553.27
Total Non-Oper. Income (Expenses)	1,581,314.76	555,516.76	1,025,798.00
NET INCOME (LOSS)			
	2,851,226.87	1,616,522.82	1,234,704.05
RETAINED EARNINGS - Beginning of Year	51,445,404.54	48,472,891.99	2,972,512.55
RETAINED EARNINGS - END OF YEAR	54,296,631.41	50,089,414.81	4,207,216.60

**REEDSBURG UTILITY COMMISSION
ELECTRIC - MONTHLY OPERATING INCOME
COMPARED TO PRIOR YEAR
Balance as of Sep 2025**

	MTD \$	PRIOR \$	VARIANCE
OPERATING REVENUE			

SALES OF ELECTRICITY			
Residential Sales	453,295.31	465,927.47	(12,632.16)
Renewable Energy-RER-1 Tariff	1,076.00	1,084.00	(8.00)
Commercial	114,020.60	119,258.54	(5,237.94)
Small Power	170,274.72	173,035.18	(2,760.46)
Dusk to Dawn Lights	208.78	214.36	(5.58)
Large Power	355,523.36	307,228.03	48,295.33
Industrial Power	328,812.83	352,481.18	(23,668.35)
Renewable Energy-Industrial	0.00	0.00	0.00
Large Industrial Power	682,058.44	653,930.17	28,128.27
Public St and Hwy Lighting	14,176.49	13,997.51	178.98

SUB-TOTAL	2,119,446.53	2,087,156.44	32,290.09

PCAC REVENUE	103,118.86	(1,197.74)	104,316.60

TOTAL SALES OF ELECTRICITY	2,222,565.39	2,085,958.70	136,606.69

OTHER ELECTRIC REVENUES	11,454.77	2,659.38	8,795.39

TOTAL OPERATING REVENUE	2,234,020.16	2,088,618.08	145,402.08

OPERATING EXPENSES			

OPERATION & MAINTENANCE			
PURCHASED POWER	1,738,473.91	1,628,306.79	110,167.12
TRANSMISSION EXPENSES	530.46	581.13	(50.67)
DISTRIBUTION EXPENSES	37,819.26	55,634.81	(17,815.55)
CUSTOMER ACCOUNTS EXPENSE	18,540.65	15,425.72	3,114.93
SALES EXPENSE	731.42	484.65	246.77
ADMIN & GENERAL EXPENSE	72,311.35	60,460.87	11,850.48

TOTAL OPERATION & MAINT.	1,868,407.05	1,760,893.97	107,513.08

Depreciation Expense	75,697.46	70,272.65	5,424.81
Taxes	61,966.35	61,455.33	511.02

TOTAL OPERATING EXPENSES	2,006,070.86	1,892,621.95	113,448.91

OPERATING INCOME (LOSS)	227,949.30	195,996.13	31,953.17
	=====		

**REEDSBURG UTILITY COMMISSION
ELECTRIC - MTD OPERATING INCOME
COMPARED TO BUDGET
Balance as of Sep 2025**

	MTD \$	MTD BGT	VARIANCE
OPERATING REVENUE			

SALES OF ELECTRICITY			
Residential Sales	453,295.31	470,587.00	(17,291.69)
Renewable Energy-RER-1 Tariff	1,076.00	1,084.00	(8.00)
Commercial	114,020.60	120,451.00	(6,430.40)
Small Power	170,274.72	173,035.00	(2,760.28)
Dusk to Dawn Lights	208.78	214.00	(5.22)
Large Power	355,523.36	307,228.00	48,295.36
Industrial Power	328,812.83	352,481.00	(23,668.17)
Renewable Energy-Industrial	0.00	0.00	0.00
Large Industrial Power	682,058.44	653,930.00	28,128.44
Public St and Hwy Lighting	14,176.49	13,956.00	220.49

SUB-TOTAL	2,119,446.53	2,092,966.00	26,480.53
PCAC REVENUE	103,118.86	47,117.00	56,001.86

TOTAL SALES OF ELECTRICITY	2,222,565.39	2,140,083.00	82,482.39
OTHER ELECTRIC REVENUES	11,454.77	2,685.00	8,769.77

TOTAL OPERATING REVENUE	2,234,020.16	2,142,768.00	91,252.16
OPERATING EXPENSES			

OPERATION & MAINTENANCE			
PURCHASED POWER	1,738,473.91	1,726,005.00	12,468.91
TRANSMISSION EXPENSES	530.46	697.00	(166.54)
DISTRIBUTION EXPENSES	37,819.26	58,974.00	(21,154.74)
CUSTOMER ACCOUNTS EXPENSE	18,540.65	16,233.00	2,307.65
SALES EXPENSE	731.42	514.00	217.42
ADMIN & GENERAL EXPENSE	72,311.35	64,701.00	7,610.35

TOTAL OPERATION & MAINT.	1,868,407.05	1,867,124.00	1,283.05
Depreciation Expense	75,697.46	72,710.00	2,987.46
Taxes	61,966.35	62,684.00	(717.65)

TOTAL OPERATING EXPENSES	2,006,070.86	2,002,518.00	3,552.86

OPERATING INCOME (LOSS)	227,949.30	140,250.00	87,699.30
	=====		

**REEDSBURG UTILITY COMMISSION
ELECTRIC - YTD OPERATING INCOME
COMPARED TO PRIOR YEAR
Balance as of Sep 2025**

	YTD \$	PRIOR \$	VARIANCE
OPERATING REVENUE			
SALES OF ELECTRICITY			
Residential Sales	4,016,012.33	3,751,386.11	264,626.22
Renewable Energy-RER-1 Tariff	9,708.00	9,820.00	(112.00)
Commercial	1,063,889.77	978,284.20	85,605.57
Small Power	1,481,769.17	1,416,070.94	65,698.23
Dusk to Dawn Lights	1,897.59	1,948.65	(51.06)
Large Power	3,037,616.48	2,763,117.26	274,499.22
Industrial Power	2,581,125.51	2,792,008.00	(210,882.49)
Renewable Energy-Industrial	0.00	0.00	0.00
Large Industrial Power	6,096,258.93	6,128,534.36	(32,275.43)
Public St and Hwy Lighting	127,237.74	126,378.69	859.05
SUB-TOTAL	18,415,515.52	17,967,548.21	447,967.31
PCAC REVENUE	(61,333.24)	(873,843.53)	812,510.29
TOTAL SALES OF ELECTRICITY	18,354,182.28	17,093,704.68	1,260,477.60
OTHER ELECTRIC REVENUES	34,675.26	25,559.78	9,115.48
TOTAL OPERATING REVENUE	18,388,857.54	17,119,264.46	1,269,593.08
OPERATING EXPENSES			
OPERATION & MAINTENANCE			
PURCHASED POWER	14,957,181.58	13,768,808.11	1,188,373.47
TRANSMISSION EXPENSES	13,284.31	177,804.17	(164,519.86)
DISTRIBUTION EXPENSES	491,611.07	453,719.76	37,891.31
CUSTOMER ACCOUNTS EXPENSE	153,236.18	139,988.53	13,247.65
SALES EXPENSE	1,188.01	1,372.33	(184.32)
ADMIN & GENERAL EXPENSE	759,659.26	693,134.91	66,524.35
TOTAL OPERATION & MAINT.	16,376,160.41	15,234,827.81	1,141,332.60
Depreciation Expense	651,042.66	639,849.95	11,192.71
Taxes	416,955.64	409,621.45	7,334.19
TOTAL OPERATING EXPENSES	17,444,158.71	16,284,299.21	1,159,859.50
OPERATING INCOME (LOSS)	944,698.83	834,965.25	109,733.58

**REEDSBURG UTILITY COMMISSION
ELECTRIC - YTD OPERATING INCOME
COMPARED TO BUDGET
Balance as of Sep 2025**

	YTD \$	YTD BGT	VARIANCE
OPERATING REVENUE			

SALES OF ELECTRICITY			
Residential Sales	4,016,012.33	3,788,900.00	227,112.33
Renewable Energy-RER-1 Tariff	9,708.00	9,756.00	(48.00)
Commercial	1,063,889.77	988,067.00	75,822.77
Small Power	1,481,769.17	1,416,071.00	65,698.17
Dusk to Dawn Lights	1,897.59	1,948.00	(50.41)
Large Power	3,037,616.48	2,763,118.00	274,498.48
Industrial Power	2,581,125.51	2,792,006.00	(210,880.49)
Renewable Energy-Industrial	0.00	0.00	0.00
Large Industrial Power	6,096,258.93	6,128,534.00	(32,275.07)
Public St and Hwy Lighting	127,237.74	125,999.00	1,238.74

SUB-TOTAL	18,415,515.52	18,014,399.00	401,116.52

PCAC REVENUE	(61,333.24)	(119,326.00)	57,992.76

TOTAL SALES OF ELECTRICITY	18,354,182.28	17,895,073.00	459,109.28

OTHER ELECTRIC REVENUES	34,675.26	25,789.00	8,886.26

TOTAL OPERATING REVENUE	18,388,857.54	17,920,862.00	467,995.54

OPERATING EXPENSES			

OPERATION & MAINTENANCE			
PURCHASED POWER	14,957,181.58	14,594,937.00	362,244.58
TRANSMISSION EXPENSES	13,284.31	11,576.00	1,708.31
DISTRIBUTION EXPENSES	491,611.07	448,776.00	42,835.07
CUSTOMER ACCOUNTS EXPENSE	153,236.18	148,940.00	4,296.18
SALES EXPENSE	1,188.01	1,454.00	(265.99)
ADMIN & GENERAL EXPENSE	759,659.26	767,061.00	(7,401.74)

TOTAL OPERATION & MAINT.	16,376,160.41	15,972,744.00	403,416.41

Depreciation Expense	651,042.66	647,902.00	3,140.66
Taxes	416,955.64	417,814.00	(858.36)

TOTAL OPERATING EXPENSES	17,444,158.71	17,038,460.00	405,698.71

OPERATING INCOME (LOSS)	944,698.83	882,402.00	62,296.83
	=====		

**REEDSBURG UTILITY COMMISSION
WATER - MONTHLY OPERATING INCOME
COMPARED TO PRIOR YEAR
Balance as of Sep 2025**

	MTD \$	PRIOR \$	VARIANCE
OPERATING REVENUE			

SALES OF WATER			
Residential Sales	50,661.17	50,560.87	100.30
Residential - Suburban	74.48	94.92	(20.44)
Commercial Sales	22,832.83	21,447.24	1,385.59
Industrial Sales	61,566.07	44,645.64	16,920.43
Private Fire Protection	3,152.40	3,096.40	56.00
Public Fire Protection	29,078.00	28,231.08	846.92
Other Sales to Public Auth.	6,466.26	6,639.84	(173.58)
Multifamily Residential Sales	7,787.70	6,900.28	887.42

TOTAL SALES OF WATER	181,618.91	161,616.27	20,002.64

OTHER OPERATING REVENUES	3,650.51	3,253.55	396.96

TOTAL OPERATING REVENUE	185,269.42	164,869.82	20,399.60
	=====		
OPERATING EXPENSES			

OPERATION & MAINTENANCE			
SOURCE OF SUPPLY	410.94	408.03	2.91
PUMPING EXPENSES	17,602.41	14,045.91	3,556.50
WATER TREATMENT EXP.	6,371.80	8,295.53	(1,923.73)
TRANS. & DISTRIB. EXP.	25,903.39	15,417.27	10,486.12
CUSTOMER ACCOUNTS EXP.	5,646.21	4,191.42	1,454.79
SALES EXPENSE	288.99	292.30	(3.31)
ADMIN & GENERAL EXPENSE	40,661.96	26,035.94	14,626.02

TOTAL OPERATION & MAINT.	96,885.70	68,686.40	28,199.30
Depreciation Expense	22,148.13	20,183.55	1,964.58
Taxes	25,203.22	23,823.16	1,380.06

TOTAL OPERATING EXPENSES	144,237.05	112,693.11	31,543.94

OPERATING INCOME (LOSS)	41,032.37	52,176.71	(11,144.34)
	=====		

**REEDSBURG UTILITY COMMISSION
WATER - MONTHLY OPERATING INCOME
COMPARED TO BUDGET
Balance as of Sep 2025**

	MTD \$	MTD BGT	VARIANCE
OPERATING REVENUE			

SALES OF WATER			
Residential Sales	50,661.17	53,948.00	(3,286.83)
Residential - Suburban	74.48	98.00	(23.52)
Commercial Sales	22,832.83	22,841.00	(8.17)
Industrial Sales	61,566.07	47,414.00	14,152.07
Private Fire Protection	3,152.40	3,189.00	(36.60)
Public Fire Protection	29,078.00	30,235.00	(1,157.00)
Other Sales to Public Auth.	6,466.26	6,972.00	(505.74)
Multifamily Residential Sales	7,787.70	7,390.00	397.70

TOTAL SALES OF WATER	181,618.91	172,087.00	9,531.91

OTHER OPERATING REVENUES	3,650.51	3,336.00	314.51

TOTAL OPERATING REVENUE	185,269.42	175,423.00	9,846.42
	=====		
 OPERATING EXPENSES			

OPERATION & MAINTENANCE			
SOURCE OF SUPPLY	410.94	433.00	(22.06)
PUMPING EXPENSES	17,602.41	14,889.00	2,713.41
WATER TREATMENT EXP.	6,371.80	8,561.00	(2,189.20)
TRANS. & DISTRIB. EXP.	25,903.39	16,343.00	9,560.39
CUSTOMER ACCOUNTS EXP.	5,646.21	4,643.00	1,003.21
SALES EXPENSE	288.99	310.00	(21.01)
ADMIN & GENERAL EXPENSE	40,661.96	27,909.00	12,752.96

TOTAL OPERATION & MAINT.	96,885.70	73,088.00	23,797.70
Depreciation Expense	22,148.13	20,690.00	1,458.13
Taxes	25,203.22	24,300.00	903.22

TOTAL OPERATING EXPENSES	144,237.05	118,078.00	26,159.05

OPERATING INCOME (LOSS)	41,032.37	57,345.00	(16,312.63)
	=====		

REEDSBURG UTILITY COMMISSION
WATER - YTD OPERATING INCOME
COMPARED TO PRIOR YEAR
Balance as of Sep 2025

	YTD \$	PRIOR \$	VARIANCE
OPERATING REVENUE			

SALES OF WATER			
Residential Sales	423,338.11	395,219.87	28,118.24
Residential - Suburban	673.04	634.50	38.54
Commercial Sales	179,013.42	174,360.82	4,652.60
Industrial Sales	395,629.56	280,132.16	115,497.40
Private Fire Protection	28,288.60	27,868.07	420.53
Public Fire Protection	254,926.64	245,184.44	9,742.20
Other Sales to Public Auth.	50,817.20	42,900.86	7,916.34
Multifamily Residential Sales	66,845.15	65,661.64	1,183.51

TOTAL SALES OF WATER	1,399,531.72	1,231,962.36	167,569.36

OTHER OPERATING REVENUES	95,686.82	85,967.70	9,719.12

TOTAL OPERATING REVENUE	1,495,218.54	1,317,930.06	177,288.48
	=====		
 OPERATING EXPENSES			

OPERATION & MAINTENANCE			
SOURCE OF SUPPLY	4,202.71	4,770.48	(567.77)
PUMPING EXPENSES	129,763.07	107,264.76	22,498.31
WATER TREATMENT EXP.	47,463.62	48,480.57	(1,016.95)
TRANS. & DISTRIB. EXP.	202,726.05	177,633.08	25,092.97
CUSTOMER ACCOUNTS EXP.	47,284.39	39,904.51	7,379.88
SALES EXPENSE	381.96	1,035.92	(653.96)
ADMIN & GENERAL EXPENSE	323,735.36	323,439.91	295.45

TOTAL OPERATION & MAINT.	755,557.16	702,529.23	53,027.93
Depreciation Expense	195,163.08	180,722.85	14,440.23
Taxes	219,285.02	208,637.17	10,647.85

TOTAL OPERATING EXPENSES	1,170,005.26	1,091,889.25	78,116.01

OPERATING INCOME (LOSS)	325,213.28	226,040.81	99,172.47
	=====		

**REEDSBURG UTILITY COMMISSION
WATER - YTD OPERATING INCOME
COMPARED TO BUDGET
Balance as of Sep 2025**

	YTD \$	YTD BGT	VARIANCE
OPERATING REVENUE			

SALES OF WATER			
Residential Sales	423,338.11	411,360.00	11,978.11
Residential - Suburban	673.04	638.00	35.04
Commercial Sales	179,013.42	181,107.00	(2,093.58)
Industrial Sales	395,629.56	290,436.00	105,193.56
Private Fire Protection	28,288.60	27,958.00	330.60
Public Fire Protection	254,926.64	256,083.00	(1,156.36)
Other Sales to Public Auth.	50,817.20	43,959.00	6,858.20
Multifamily Residential Sales	66,845.15	68,560.00	(1,714.85)

TOTAL SALES OF WATER	1,399,531.72	1,280,101.00	119,430.72

OTHER OPERATING REVENUES	95,686.82	91,346.00	4,340.82

TOTAL OPERATING REVENUE	1,495,218.54	1,371,447.00	123,771.54
	=====		
 OPERATING EXPENSES			

OPERATION & MAINTENANCE			
SOURCE OF SUPPLY	4,202.71	5,058.00	(855.29)
PUMPING EXPENSES	129,763.07	143,702.00	(13,938.93)
WATER TREATMENT EXP.	47,463.62	50,182.00	(2,718.38)
TRANS. & DISTRIB. EXP.	202,726.05	188,294.00	14,432.05
CUSTOMER ACCOUNTS EXP.	47,284.39	44,073.00	3,211.39
SALES EXPENSE	381.96	1,098.00	(716.04)
ADMIN & GENERAL EXPENSE	323,735.36	355,996.00	(32,260.64)

TOTAL OPERATION & MAINT.	755,557.16	788,403.00	(32,845.84)
Depreciation Expense	195,163.08	184,367.00	10,796.08
Taxes	219,285.02	212,810.00	6,475.02

TOTAL OPERATING EXPENSES	1,170,005.26	1,185,580.00	(15,574.74)

OPERATING INCOME (LOSS)	325,213.28	185,867.00	139,346.28
	=====		

REEDSBURG UTILITY COMMISSION
LightSpeed
INTERNET, VIDEO, TELEPHONE BALANCE SHEET
Balance as of Sep 2025

	YTD	LYTD	CHANGE
ASSETS			
UTILITY PLANT IN SERVICE			
Common Plant	47,335,348.89	45,780,918.16	1,554,430.73
Internet Plant	1,557,434.48	1,402,944.15	154,490.33
Video Plant	274,823.75	271,133.00	3,690.75
Telephone Plant	122,475.00	122,475.00	0.00
	49,290,082.12	47,577,470.31	1,712,611.81
Total Utility Plant			
LESS: ACCUMULATED DEPRECIATION	(19,772,839.01)	(17,944,219.09)	(1,828,619.92)
	29,517,243.11	29,633,251.22	(116,008.11)
Net Utility Plant in Service			
CONSTRUCTION WORK IN PROGRESS			
Construction Work in Progress	8,678,491.59	1,335,909.28	7,342,582.31
Completed Construction not Classified	0.00	0.00	0.00
	8,678,491.59	1,335,909.28	7,342,582.31
Total Construction Work in Progress			
RESTRICTED ASSETS			
Bond Funds	0.00	0.00	0.00
Depreciation Fund	0.00	0.00	0.00
	0.00	0.00	0.00
Total Restricted Assets			
CURRENT ASSETS			
Cash and Investments	(533,832.65)	(2,178,370.07)	1,644,537.42
Cash and Investments-Depreciation	509,239.22	504,730.26	4,508.96
Cash and Investments-Debt Service	1,072,667.34	1,025,823.91	46,843.43
Customer Account Receivable	282,391.02	327,116.80	(44,725.78)
Other Account Receivable	347,304.57	1,484,246.28	(1,136,941.71)
Materials and Supplies	3,015,122.32	4,758,365.51	(1,743,243.19)
Prepaid Expenses	71,886.29	113,842.49	(41,956.20)
	4,764,778.11	6,035,755.18	(1,270,977.07)
Total Current Assets			
DEFERRED DEBITS			
Unamortized Debt Discount & Exp	(114,113.22)	(136,405.47)	22,292.25
Pension Deferred Debits	2,117,307.00	2,866,161.00	(748,854.00)
	2,003,193.78	2,729,755.53	(726,561.75)
Total Deferred Debits			
TOTAL ASSETS	44,963,706.59	39,734,671.21	5,229,035.38

REEDSBURG UTILITY COMMISSION
LightSpeed
INTERNET, VIDEO, TELEPHONE BALANCE SHEET
Balance as of Sep 2025

EQUITY AND LIABILITIES

	YTD	LYTD	CHANGE
	-----	-----	-----
EQUITY			
Capital Paid in by RUC	3,100,000.00	3,100,000.00	0.00
Retained Earnings	26,670,104.51	22,288,754.39	4,381,350.12
	-----	-----	-----
Total Equity	29,770,104.51	25,388,754.39	4,381,350.12
	-----	-----	-----
LONG-TERM LIABILITIES			
Revenue Bonds	0.00	0.00	0.00
Other Long Term Debt	10,563,247.00	10,640,000.00	(76,753.00)
	-----	-----	-----
Total Long-Term Liabilities	10,563,247.00	10,640,000.00	(76,753.00)
	-----	-----	-----
CURRENT LIABILITIES			
Accounts Payable	1,956,953.98	318,831.37	1,638,122.61
Accrued Comp/Vacation	124,904.01	123,825.49	1,078.52
Accrued Sick Leave	102,816.49	98,059.13	4,757.36
Accrued Benefits	147,173.00	542,765.00	(395,592.00)
Payable to Electric & Water	98,987.55	82,884.51	16,103.04
Payable to Spring Brook	0.00	0.00	0.00
Customer Deposits	9,442.84	9,507.42	(64.58)
Customer Deposits for Construction	270,457.00	256,235.00	14,222.00
Interest Accrued	26,238.30	27,164.99	(926.69)
Unearned Revenue	150,309.91	150,309.91	0.00
	-----	-----	-----
Total Current Liabilities	2,887,283.08	1,609,582.82	1,277,700.26
	-----	-----	-----
Deferred Credits			
Pension Deferred Credits	1,431,193.00	1,849,429.00	(418,236.00)
Pension Regulatory Liability	311,879.00	246,905.00	64,974.00
	-----	-----	-----
Total Deferred Credits	1,743,072.00	2,096,334.00	(353,262.00)
	-----	-----	-----
Total Liabilities	15,193,602.08	14,345,916.82	847,685.26
	-----	-----	-----
TOTAL EQUITY AND LIABILITIES	44,963,706.59	39,734,671.21	5,229,035.38
	=====	=====	=====

REEDSBURG UTILITY COMMISSION
LightSpeed
STATEMENTS OF INCOME & RETAINED EARNINGS
Balance as of Sep 2025

	YTD	LYTD	CHANGE
OPERATING REVENUE			
Internet	4,818,328.17	4,533,519.61	284,808.56
Video	1,628,623.55	1,642,040.55	(13,417.00)
Telephone	646,486.24	655,346.59	(8,860.35)
Total Operating Revenues	7,093,437.96	6,830,906.75	262,531.21
OPERATING EXPENSES			
Internet			
Operation and Maintenance	1,803,930.62	1,764,654.72	39,275.90
Depreciation	1,210,177.27	1,070,430.35	139,746.92
Taxes	82,482.18	74,201.33	8,280.85
Total Internet	3,096,590.07	2,909,286.40	187,303.67
Video			
Operation and Maintenance	1,419,214.65	1,432,299.36	(13,084.71)
Depreciation	139,846.42	124,221.71	15,624.71
Taxes	11,291.10	10,203.62	1,087.48
Total Video	1,570,352.17	1,566,724.69	3,627.48
Telephone			
Operation and Maintenance	454,811.83	432,674.78	22,137.05
Depreciation	185,244.10	164,142.83	21,101.27
Taxes	44,703.86	39,604.90	5,098.96
Total Telephone	684,759.79	636,422.51	48,337.28
OPERATING INCOME			
Internet	1,721,738.10	1,624,233.21	97,504.89
Video	58,271.38	75,315.86	(17,044.48)
Telephone	(38,273.55)	18,924.08	(57,197.63)
Total Operating Income	1,741,735.93	1,718,473.15	23,262.78
NONOPERATING INCOME (EXPENSES)			
Interest Income	92,617.60	61,609.31	31,008.29
CIAC Revenue-Conn Rg	2,760,985.50	1,305,219.32	1,455,766.18
Interest on Long-Term Debt	(200,410.29)	(212,752.44)	12,342.15
Gain/(Loss) on Early Retirement	9,290.35	18,727.34	(9,436.99)
Amortization of Debt Discount/Expense	16,410.78	17,641.53	(1,230.75)
Interest on Debt to Municipality	0.00	0.00	0.00
Other Interest Expense	(296.14)	(355.58)	59.44
Interest Charged to Construction	0.00	0.00	0.00
Merchandising & Jobbing	(4,854.15)	5,264.39	(10,118.54)
Miscellaneous	0.00	0.00	0.00
Total Non-Oper. Income (Expenses)	2,673,743.65	1,195,353.87	1,478,389.78
NET INCOME (LOSS)	4,415,479.58	2,913,827.02	1,501,652.56
RETAINED EARNINGS-Beginning of Year	22,254,624.93	19,374,927.37	2,879,697.56
RETAINED EARNINGS-END OF YEAR	26,670,104.51	22,288,754.39	4,381,350.12

REEDSBURG UTILITY COMMISSION
INTERNET - MONTHLY OPERATING INCOME
COMPARED TO PRIOR YEAR
Balance as of Sep 2025

	MTD \$	PRIOR \$	VARIANCE
OPERATING REVENUE			

SALES			
RESIDENTIAL INTERNET ACCESS	386,978.02	363,372.30	23,605.72
RURAL FIBER ACCESS	10.00	0.00	10.00
RESIDENTIAL INTERNET INSTALL FEES	8,049.90	4,844.90	3,205.00
CUSTOMER NETWORK REVENUE	32,473.23	33,122.91	(649.68)
BUSINESS INTERNET ACCESS	65,601.20	62,004.38	3,596.82
HOSTING FEES	15,550.10	13,359.73	2,190.37
FIBER PROTECTION FEE	26,644.42	25,265.86	1,378.56
INTERNET SECURITY	395.39	427.00	(31.61)
WIFI INTERNET APPS	981.07	888.63	92.44
LATE PAYMENT CHARGES	6,590.00	5,610.30	979.70
MISCELLANEOUS/OTHER	9,067.14	7,356.50	1,710.64
	-----	-----	-----
TOTAL OPERATING REVENUE	552,340.47	516,252.51	36,087.96
	-----	-----	-----
OPERATING EXPENSES			

OPERATION & MAINTENANCE			
INTERNET ACCESS	20,118.82	22,964.32	(2,845.50)
DISTRIBUTION EXPENSES	73,494.11	44,758.18	28,735.93
CUSTOMER ACCOUNTS EXPENSE	23,425.58	30,146.08	(6,720.50)
SALES EXPENSE	4,840.27	8,900.91	(4,060.64)
ADMIN & GENERAL EXPENSE	91,861.62	33,774.96	58,086.66
	-----	-----	-----
TOTAL OPERATION & MAINT.	213,740.40	140,544.45	73,195.95
DEPRECIATION EXPENSE	136,704.96	130,176.21	6,528.75
TAXES	15,134.56	3,924.43	11,210.13
	-----	-----	-----
TOTAL OPERATING EXPENSES	365,579.92	274,645.09	90,934.83
	-----	-----	-----
OPERATING INCOME (LOSS)	186,760.55	241,607.42	(54,846.87)
	=====	=====	=====

REEDSBURG UTILITY COMMISSION
INTERNET - MONTHLY OPERATING INCOME
COMPARED TO BUDGET
Balance as of Sep 2025

	MTD \$	MTD BGT	VARIANCE
OPERATING REVENUE			

SALES			
RESIDENTIAL INTERNET ACCESS	386,978.02	400,422.00	(13,443.98)
RURAL FIBER ACCESS	10.00	0.00	10.00
RESIDENTIAL INTERNET INSTALL FEES	8,049.90	6,500.00	1,549.90
CUSTOMER NETWORK REVENUE	32,473.23	33,243.00	(769.77)
BUSINESS INTERNET ACCESS	65,601.20	63,414.00	2,187.20
HOSTING FEES	15,550.10	13,360.00	2,190.10
FIBER PROTECTION FEE	26,644.42	27,301.00	(656.58)
INTERNET SECURITY	395.39	396.00	(0.61)
WIFI INTERNET APPS	981.07	923.00	58.07
LATE PAYMENT CHARGES	6,590.00	5,779.00	811.00
MISCELLANEOUS/OTHER	9,067.14	10,181.00	(1,113.86)
	-----	-----	-----
TOTAL OPERATING REVENUE	552,340.47	561,519.00	(9,178.53)
	-----	-----	-----
OPERATING EXPENSES			

OPERATION & MAINTENANCE			
INTERNET ACCESS	20,118.82	17,500.00	2,618.82
DISTRIBUTION EXPENSES	73,494.11	45,926.00	27,568.11
CUSTOMER ACCOUNTS EXPENSE	23,425.58	29,070.00	(5,644.42)
SALES EXPENSE	4,840.27	9,791.00	(4,950.73)
ADMIN & GENERAL EXPENSE	91,861.62	32,253.00	59,608.62
	-----	-----	-----
TOTAL OPERATION & MAINT.	213,740.40	134,540.00	79,200.40
DEPRECIATION EXPENSE	136,704.96	151,056.00	(14,351.04)
TAXES	15,134.56	9,567.00	5,567.56
	-----	-----	-----
TOTAL OPERATING EXPENSES	365,579.92	295,163.00	70,416.92
	-----	-----	-----
OPERATING INCOME (LOSS)	186,760.55	266,356.00	(79,595.45)
	=====	=====	=====

**REEDSBURG UTILITY COMMISSION
INTERNET - YTD OPERATING INCOME
COMPARED TO PRIOR YEAR
Balance as of Sep 2025**

	YTD \$	PRIOR \$	VARIANCE
OPERATING REVENUE			

SALES			
RESIDENTIAL INTERNET ACCESS	3,378,512.31	3,197,477.05	181,035.26
RURAL FIBER ACCESS	31.33	0.00	31.33
RESIDENTIAL INTERNET INSTALL FEES	45,089.40	46,699.40	(1,610.00)
CUSTOMER NETWORK REVENUE	301,907.35	282,775.13	19,132.22
BUSINESS INTERNET ACCESS	579,121.26	547,237.16	31,884.10
HOSTING FEES	136,196.94	117,382.26	18,814.68
FIBER PROTECTION FEE	234,327.63	222,526.18	11,801.45
INTERNET SECURITY	3,814.49	3,841.18	(26.69)
WIFI INTERNET APPS	8,727.41	7,151.37	1,576.04
LATE PAYMENT CHARGES	57,675.70	55,462.92	2,212.78
MISCELLANEOUS/OTHER	81,996.59	54,497.57	27,499.02
	-----	-----	-----
TOTAL OPERATING REVENUE	4,827,400.41	4,535,050.22	292,350.19
	-----	-----	-----
OPERATING EXPENSES			

OPERATION & MAINTENANCE			
INTERNET ACCESS	190,467.43	250,650.28	(60,182.85)
DISTRIBUTION EXPENSES	511,538.53	456,368.40	55,170.13
CUSTOMER ACCOUNTS EXPENSE	191,495.10	193,446.10	(1,951.00)
SALES EXPENSE	42,196.49	39,776.91	2,419.58
ADMIN & GENERAL EXPENSE	868,233.07	824,413.03	43,820.04
	-----	-----	-----
TOTAL OPERATION & MAINT.	1,803,930.62	1,764,654.72	39,275.90
DEPRECIATION EXPENSE	1,210,177.27	1,070,430.35	139,746.92
TAXES	82,482.18	74,201.33	8,280.85
	-----	-----	-----
TOTAL OPERATING EXPENSES	3,096,590.07	2,909,286.40	187,303.67
	-----	-----	-----
OPERATING INCOME (LOSS)	1,730,810.34	1,625,763.82	105,046.52
	=====	=====	=====

**REEDSBURG UTILITY COMMISSION
INTERNET - YTD OPERATING INCOME
COMPARED TO BUDGET
Balance as of Sep 2025**

	YTD \$	YTD BGT	VARIANCE
OPERATING REVENUE			

SALES			
RESIDENTIAL INTERNET ACCESS	3,378,512.31	3,438,048.00	(59,535.69)
RURAL FIBER ACCESS	31.33	0.00	31.33
RESIDENTIAL INTERNET INSTALL FEES	45,089.40	31,371.00	13,718.40
CUSTOMER NETWORK REVENUE	301,907.35	298,583.00	3,324.35
BUSINESS INTERNET ACCESS	579,121.26	565,062.00	14,059.26
HOSTING FEES	136,196.94	120,240.00	15,956.94
FIBER PROTECTION FEE	234,327.63	236,604.00	(2,276.37)
INTERNET SECURITY	3,814.49	3,686.00	128.49
WIFI INTERNET APPS	8,727.41	8,167.00	560.41
LATE PAYMENT CHARGES	57,675.70	51,719.00	5,956.70
MISCELLANEOUS/OTHER	81,996.59	82,347.00	(350.41)
	-----	-----	-----
TOTAL OPERATING REVENUE	4,827,400.41	4,835,827.00	(8,426.59)
	-----	-----	-----
OPERATING EXPENSES			

OPERATION & MAINTENANCE			
INTERNET ACCESS	190,467.43	162,525.00	27,942.43
DISTRIBUTION EXPENSES	511,538.53	512,290.00	(751.47)
CUSTOMER ACCOUNTS EXPENSE	191,495.10	212,133.00	(20,637.90)
SALES EXPENSE	42,196.49	43,753.00	(1,556.51)
ADMIN & GENERAL EXPENSE	868,233.07	909,691.00	(41,457.93)
	-----	-----	-----
TOTAL OPERATION & MAINT.	1,803,930.62	1,840,392.00	(36,461.38)
	-----	-----	-----
DEPRECIATION EXPENSE	1,210,177.27	1,273,686.00	(63,508.73)
TAXES	82,482.18	80,668.00	1,814.18
	-----	-----	-----
TOTAL OPERATING EXPENSES	3,096,590.07	3,194,746.00	(98,155.93)
	-----	-----	-----
OPERATING INCOME (LOSS)	1,730,810.34	1,641,081.00	89,729.34
	=====	=====	=====

REEDSBURG UTILITY COMMISSION
VIDEO - MONTHLY OPERATING INCOME
COMPARED TO PRIOR YEAR
Balance as of Sep 2025

	MTD \$	PRIOR \$	VARIANCE
OPERATING REVENUE			

SALES			
LOCAL	11,441.57	11,877.11	(435.54)
PRIME HD	91,888.77	92,454.51	(565.74)
MAX	26,348.22	25,030.78	1,317.44
RURAL ACCESS FEE	20.00	40.00	(20.00)
BULK CABLE	6,112.65	6,112.65	0.00
PREMIUM CHANNELS	1,365.45	1,421.50	(56.05)
DISCOUNTS/PROMOTIONS	0.00	0.00	0.00
RECEIVER REVENUE	271.83	58.04	213.79
INSTALLATION FEES	0.00	35.00	(35.00)
ADVERTISING REVENUE	0.00	0.00	0.00
SURCHARGE REVENUE	43,177.24	42,033.00	1,144.24
MISCELLANEOUS/OTHER	1,471.86	1,189.09	282.77

TOTAL OPERATING REVENUE	182,097.59	180,251.68	1,845.91

OPERATING EXPENSES			

OPERATION & MAINTENANCE			
VIDEO EXPENSE	127,613.15	134,874.28	(7,261.13)
DISTRIBUTION EXPENSE	7,875.12	4,430.86	3,444.26
CUSTOMER BILLING & COLLECTING	3,103.24	4,075.41	(972.17)
SALES EXPENSE	642.73	1,316.48	(673.75)
ADMIN & GENERAL EXPENSE	14,536.28	7,810.23	6,726.05

TOTAL OPERATING & MAINT.	153,770.52	152,507.26	1,263.26

DEPRECIATION EXPENSE	15,680.98	15,119.71	561.27
TAXES	2,030.35	574.52	1,455.83

TOTAL OPERATING EXPENSES	171,481.85	168,201.49	3,280.36

OPERATING INCOME (LOSS)	10,615.74	12,050.19	(1,434.45)
	=====		

**REEDSBURG UTILITY COMMISSION
VIDEO - MONTHLY OPERATING INCOME
COMPARED TO BUDGET
Balance as of Sep 2025**

	MTD \$	MTD BGT	VARIANCE
OPERATING REVENUE			

SALES			
LOCAL	11,441.57	12,219.00	(777.43)
PRIME HD	91,888.77	96,677.00	(4,788.23)
MAX	26,348.22	24,623.00	1,725.22
RURAL ACCESS FEE	20.00	10.00	10.00
BULK CABLE	6,112.65	6,113.00	(0.35)
PREMIUM CHANNELS	1,365.45	1,422.00	(56.55)
DISCOUNTS/PROMOTIONS	0.00	0.00	0.00
RECEIVER REVENUE	271.83	34.00	237.83
INSTALLATION FEES	0.00	59.00	(59.00)
ADVERTISING REVENUE	0.00	0.00	0.00
SURCHARGE REVENUE	43,177.24	44,544.00	(1,366.76)
MISCELLANEOUS/OTHER	1,471.86	1,189.00	282.86

TOTAL OPERATING REVENUE	182,097.59	186,890.00	(4,792.41)

OPERATING EXPENSES			

OPERATION & MAINTENANCE			
VIDEO EXPENSE	127,613.15	142,122.00	(14,508.85)
DISTRIBUTION EXPENSE	7,875.12	4,584.00	3,291.12
CUSTOMER BILLING & COLLECTING	3,103.24	4,279.00	(1,175.76)
SALES EXPENSE	642.73	1,382.00	(739.27)
ADMIN & GENERAL EXPENSE	14,536.28	15,603.00	(1,066.72)

TOTAL OPERATING & MAINT.	153,770.52	167,970.00	(14,199.48)

DEPRECIATION EXPENSE	15,680.98	16,536.00	(855.02)
TAXES	2,030.35	1,355.00	675.35

TOTAL OPERATING EXPENSES	171,481.85	185,861.00	(14,379.15)

OPERATING INCOME (LOSS)	10,615.74	1,029.00	9,586.74
	=====		

REEDSBURG UTILITY COMMISSION
VIDEO - YTD OPERATING INCOME
COMPARED TO PRIOR YEAR
Balance as of Sep 2025

	YTD \$	PRIOR \$	VARIANCE
OPERATING REVENUE			

SALES			
LOCAL	102,775.79	106,794.15	(4,018.36)
PRIME HD	831,647.79	850,130.57	(18,482.78)
MAX	227,887.49	223,383.11	4,504.38
RURAL ACCESS FEE	246.33	361.67	(115.34)
BULK CABLE	55,013.85	55,013.85	0.00
PREMIUM CHANNELS	12,474.72	13,063.94	(589.22)
DISCOUNTS/PROMOTIONS	0.00	0.00	0.00
RECEIVER REVENUE	1,333.29	302.74	1,030.55
INSTALLATION FEES	385.00	530.00	(145.00)
ADVERTISING REVENUE	0.00	0.00	0.00
SURCHARGE REVENUE	386,579.81	382,066.15	4,513.66
MISCELLANEOUS/OTHER	10,279.48	10,394.37	(114.89)
	1,628,623.55	1,642,040.55	(13,417.00)
	TOTAL OPERATING REVENUE		
 OPERATING EXPENSES			

OPERATION & MAINTENANCE			
VIDEO EXPENSE	1,208,126.81	1,215,531.95	(7,405.14)
DISTRIBUTION EXPENSE	56,821.10	50,306.55	6,514.55
CUSTOMER BILLING & COLLECTING	25,634.41	28,389.48	(2,755.07)
SALES EXPENSE	5,560.32	5,390.58	169.74
ADMIN & GENERAL EXPENSE	123,072.01	132,680.80	(9,608.79)
	1,419,214.65	1,432,299.36	(13,084.71)
	TOTAL OPERATING & MAINT.		
DEPRECIATION EXPENSE	139,846.42	124,221.71	15,624.71
TAXES	11,291.10	10,203.62	1,087.48
	1,570,352.17	1,566,724.69	3,627.48
	TOTAL OPERATING EXPENSES		
	OPERATING INCOME (LOSS)		
	58,271.38	75,315.86	(17,044.48)

**REEDSBURG UTILITY COMMISSION
VIDEO - YTD OPERATING INCOME
COMPARED TO BUDGET
Balance as of Sep 2025**

	YTD \$	YTD BGT	VARIANCE
OPERATING REVENUE			

SALES			
LOCAL	102,775.79	109,971.00	(7,195.21)
PRIME HD	831,647.79	870,093.00	(38,445.21)
MAX	227,887.49	221,607.00	6,280.49
RURAL ACCESS FEE-VIDEO	246.33	90.00	156.33
BULK CABLE	55,013.85	55,017.00	(3.15)
PREMIUM CHANNELS	12,474.72	12,798.00	(323.28)
DISCOUNTS/PROMOTIONS	0.00	0.00	0.00
RECEIVER REVENUE	1,333.29	306.00	1,027.29
INSTALLATION FEES	385.00	531.00	(146.00)
ADVERTISING REVENUE	0.00	0.00	0.00
SURCHARGE REVENUE	386,579.81	400,896.00	(14,316.19)
MISCELLANEOUS/OTHER	10,279.48	10,317.00	(37.52)

TOTAL OPERATING REVENUE	1,628,623.55	1,681,626.00	(53,002.45)

OPERATING EXPENSES			

OPERATION & MAINTENANCE			
VIDEO EXPENSE	1,208,126.81	1,279,098.00	(70,971.19)
DISTRIBUTION EXPENSE	56,821.10	52,330.00	4,491.10
CUSTOMER BILLING & COLLECTING	25,634.41	29,808.00	(4,173.59)
SALES EXPENSE	5,560.32	5,657.00	(96.68)
ADMIN & GENERAL EXPENSE	123,072.01	146,689.00	(23,616.99)

TOTAL OPERATING & MAINT.	1,419,214.65	1,513,582.00	(94,367.35)

DEPRECIATION EXPENSE	139,846.42	143,066.00	(3,219.58)
TAXES	11,291.10	11,280.00	11.10

TOTAL OPERATING EXPENSES	1,570,352.17	1,667,928.00	(97,575.83)

OPERATING INCOME (LOSS)	58,271.38	13,698.00	44,573.38
	=====		

REEDSBURG UTILITY COMMISSION
TELEPHONE - MONTHLY OPERATING INCOME
COMPARED TO PRIOR YEAR
Balance as of Sep 2025

	MTD \$	PRIOR \$	VARIANCE
OPERATING REVENUE			

SALES			
RESIDENTIAL LOCAL SERVICE	322.95	321.49	1.46
BUSINESS LOCAL SERVICE	39.00	290.39	(251.39)
RESIDENTIAL VoIP REVENUE	33,511.52	33,505.58	5.94
BUSINESS VoIP REVENUE	32,233.50	34,085.58	(1,852.08)
REGULATORY FEES	6,216.69	5,958.84	257.85
ECC REVENUE	0.00	0.00	0.00
LONG DISTANCE	240.86	29.34	211.52
SWITCHED ACCESS REVENUE	0.00	0.00	0.00
DIRECTORY REVENUE	256.00	196.70	59.30
TELEPHONE INSTALL FEES	255.00	765.00	(510.00)
RURAL ACCESS FEE	620.00	447.67	172.33
OTHER TELEPHONE REVENUES	155.07	240.56	(85.49)
TOTAL OPERATING REVENUE	73,850.59	75,841.15	(1,990.56)
OPERATING EXPENSES			

OPERATION & MAINTENANCE			
ACCESS EXPENSE	2,272.02	2,112.42	159.60
VoIP ACCESS EXPENSE	19,522.92	22,261.30	(2,738.38)
DISTRIBUTION EXPENSE	11,539.00	6,122.25	5,416.75
CUSTOMER ACCOUNTS EXPENSE	4,071.34	5,555.08	(1,483.74)
SALES EXPENSE	883.14	1,639.63	(756.49)
ADMIN & GENERAL EXPENSE	17,768.56	10,006.90	7,761.66
TOTAL OPERATION & MAINT.	56,056.98	47,697.58	8,359.40
DEPRECIATION EXPENSE	20,739.09	20,082.32	656.77
TAXES	6,417.35	2,823.28	3,594.07
TOTAL OPERATING EXPENSES	83,213.42	70,603.18	12,610.24
OPERATING INCOME (LOSS)	(9,362.83)	5,237.97	(14,600.80)

**REEDSBURG UTILITY COMMISSION
 TELEPHONE - MONTHLY OPERATING INCOME
 COMPARED TO BUDGET
 Balance as of Sep 2025**

	MTD \$	MTD BGT	VARIANCE
OPERATING REVENUE			

SALES			
RESIDENTIAL LOCAL SERVICE	322.95	321.00	1.95
BUSINESS LOCAL SERVICE	39.00	290.00	(251.00)
RESIDENTIAL VoIP REVENUE	33,511.52	34,012.00	(500.48)
BUSINESS VoIP REVENUE	32,233.50	30,830.00	1,403.50
REGULATORY FEES	6,216.69	5,959.00	257.69
ECC REVENUE	0.00	0.00	0.00
LONG DISTANCE	240.86	367.00	(126.14)
SWITCHED ACCESS REVENUE	0.00	0.00	0.00
DIRECTORY REVENUE	256.00	197.00	59.00
TELEPHONE INSTALL FEES	255.00	0.00	255.00
RURAL ACCESS FEE	620.00	340.00	280.00
OTHER TELEPHONE REVENUES	155.07	38.00	117.07

TOTAL OPERATING REVENUE	73,850.59	72,354.00	1,496.59

OPERATING EXPENSES			

OPERATION & MAINTENANCE			
ACCESS EXPENSE	2,272.02	1,615.00	657.02
VoIP ACCESS EXPENSE	19,522.92	18,190.00	1,332.92
DISTRIBUTION EXPENSE	11,539.00	6,429.00	5,110.00
CUSTOMER ACCOUNTS EXPENSE	4,071.34	5,021.00	(949.66)
SALES EXPENSE	883.14	1,722.00	(838.86)
ADMIN & GENERAL EXPENSE	17,768.56	21,041.00	(3,272.44)

TOTAL OPERATION & MAINT.	56,056.98	54,018.00	2,038.98
DEPRECIATION EXPENSE	20,739.09	20,233.00	506.09
TAXES	6,417.35	4,467.00	1,950.35

TOTAL OPERATING EXPENSES	83,213.42	78,718.00	4,495.42

OPERATING INCOME (LOSS)	(9,362.83)	(6,364.00)	(2,998.83)
=====			

**REEDSBURG UTILITY COMMISSION
TELEPHONE - YTD OPERATING INCOME
COMPARED TO PRIOR YEAR
Balance as of Sep 2025**

	YTD \$	PRIOR \$	VARIANCE
OPERATING REVENUE			

SALES			
RESIDENTIAL LOCAL SERVICE	2,802.28	2,726.74	75.54
BUSINESS LOCAL SERVICE	357.39	2,621.84	(2,264.45)
RESIDENTIAL VoIP REVENUE	296,726.46	300,975.63	(4,249.17)
BUSINESS VoIP REVENUE	279,427.85	275,004.31	4,423.54
REGULATORY FEES	54,472.08	62,200.08	(7,728.00)
ECC REVENUE	0.00	0.00	0.00
LONG DISTANCE	1,887.76	2,861.03	(973.27)
SWITCHED ACCESS REVENUE	0.00	0.00	0.00
DIRECTORY REVENUE	2,154.78	1,457.30	697.48
TELEPHONE INSTALL FEES	2,350.00	3,875.00	(1,525.00)
RURAL ACCESS FEE	5,094.07	3,056.03	2,038.04
OTHER TELEPHONE REVENUES	1,213.57	568.63	644.94

TOTAL OPERATING REVENUE	646,486.24	655,346.59	(8,860.35)

OPERATING EXPENSES			

OPERATION & MAINTENANCE			
ACCESS EXPENSE	17,895.46	14,323.84	3,571.62
VoIP ACCESS EXPENSE	148,430.56	150,218.64	(1,788.08)
DISTRIBUTION EXPENSE	75,718.22	69,231.47	6,486.75
CUSTOMER ACCOUNTS EXPENSE	34,176.31	35,958.11	(1,781.80)
SALES EXPENSE	7,760.05	7,324.09	435.96
ADMIN & GENERAL EXPENSE	170,831.23	155,618.63	15,212.60

TOTAL OPERATION & MAINT.	454,811.83	432,674.78	22,137.05
DEPRECIATION EXPENSE	185,244.10	164,142.83	21,101.27
TAXES	44,703.86	39,604.90	5,098.96

TOTAL OPERATING EXPENSES	684,759.79	636,422.51	48,337.28

OPERATING INCOME (LOSS)	(38,273.55)	18,924.08	(57,197.63)
	=====		

**REEDSBURG UTILITY COMMISSION
TELEPHONE - YTD OPERATING INCOME
COMPARED TO BUDGET
Balance as of Sep 2025**

	YTD \$	YTD BGT	VARIANCE
OPERATING REVENUE			

SALES			
RESIDENTIAL LOCAL SERVICE	2,802.28	2,889.00	(86.72)
BUSINESS LOCAL SERVICE	357.39	2,610.00	(2,252.61)
RESIDENTIAL VoIP REVENUE	296,726.46	304,074.00	(7,347.54)
BUSINESS VoIP REVENUE	279,427.85	275,634.00	3,793.85
REGULATORY FEES	54,472.08	62,199.00	(7,726.92)
ECC REVENUE	0.00	0.00	0.00
LONG DISTANCE	1,887.76	3,303.00	(1,415.24)
SWITCHED ACCESS REVENUE	0.00	0.00	0.00
DIRECTORY REVENUE	2,154.78	1,458.00	696.78
TELEPHONE INSTALL FEES	2,350.00	3,110.00	(760.00)
RURAL ACCESS FEE	5,094.07	3,060.00	2,034.07
OTHER TELEPHONE REVENUES	1,213.57	342.00	871.57

TOTAL OPERATING REVENUE	646,486.24	658,679.00	(12,192.76)

OPERATING EXPENSES			

OPERATION & MAINTENANCE			
ACCESS EXPENSE	17,895.46	14,444.00	3,451.46
VoIP ACCESS EXPENSE	148,430.56	162,621.00	(14,190.44)
DISTRIBUTION EXPENSE	75,718.22	72,692.00	3,026.22
CUSTOMER ACCOUNTS EXPENSE	34,176.31	36,561.00	(2,384.69)
SALES EXPENSE	7,760.05	7,691.00	69.05
ADMIN & GENERAL EXPENSE	170,831.23	173,122.00	(2,290.77)

TOTAL OPERATION & MAINT.	454,811.83	467,131.00	(12,319.17)
DEPRECIATION EXPENSE	185,244.10	181,496.00	3,748.10
TAXES	44,703.86	39,937.00	4,766.86

TOTAL OPERATING EXPENSES	684,759.79	688,564.00	(3,804.21)

OPERATING INCOME (LOSS)	(38,273.55)	(29,885.00)	(8,388.55)
	=====		

10/15/2025 10:17:15 AM

Accounts Payable Check Register

Page 1

09/17/2025 To 10/20/2025

Bank Account: 5 - COMMUNITY 1ST CUSTOMER PYMT

Check / Tran Date	Pmt Type	Vendor	Vendor Name	Reference	Amount
188 09/26/2025	WIRE	1561	WI PUBLIC POWER INC	MONTHLY POWER BILL PYMT	2,192,079.11
Total for Bank Account - 5 :					(1) 2,192,079.11

10/15/2025 10:17:15 AM

Accounts Payable Check Register

Page 2

09/17/2025 To 10/20/2025

Bank Account: 8 - COMMUNITY 1ST E&W CREDIT CARD PYMTS

Check / Tran Date	Pmt Type	Vendor	Vendor Name	Reference	Amount
61 09/18/2025	WIRE	2241	PAYMENTUS CORPORATION	AUGUST 2025 ACH PAYMENT PROCESSING FEES	39.80
Total for Bank Account - 8 :					(1) 39.80

10/15/2025 10:17:15 AM

Accounts Payable Check Register

Page 3

09/17/2025 To 10/20/2025

Bank Account: 11 - COMMUNITY 1ST CHECKING

Check / Tran Date	Pmt Type	Vendor	Vendor Name	Reference	Amount
2416 09/20/2025	WIRE	1552	WI DEPT OF REVENUE	AUGUST 2025 SALES & USE TAX-FORM ST-12	68,757.74
2420 10/01/2025	WIRE	1155	EMPLOYEE BENEFITS CORPORATION	MONTHLY FLEX PLAN DEDUCTIONS	2,032.62
2421 09/30/2025	WIRE	1155	EMPLOYEE BENEFITS CORPORATION	MONTHLY FLEX PLAN FEES	119.00
2423 09/26/2025	WIRE	2010	GREAT-WEST FINANCIAL	DEFERRED COMP DEDUCTIONS	2,817.51
2424 09/26/2025	WIRE	2002	EFTPS-ACH	PAYROLL-FED W/H TAXES	33,965.94
2425 09/26/2025	WIRE	2003	SWT WITHHOLDING-ACH	PAYROLL-STATE W/H TAX	6,013.03
2429 10/10/2025	WIRE	2010	GREAT-WEST FINANCIAL	DEFERRED COMP DEDUCTIONS	2,783.61
2430 10/10/2025	WIRE	2002	EFTPS-ACH	PAYROLL-FED W/H TAXES	35,348.11
2431 10/10/2025	WIRE	2003	SWT WITHHOLDING-ACH	PAYROLL-STATE W/H TAX	6,276.63
2432 10/20/2025	WIRE	1552	WI DEPT OF REVENUE	GROSS REV LICE FEE 2026 INSTALLMENT	1,118.73
2433 10/10/2025	WIRE	1134	DEPT OF THE TREASURY-ACH	SEPT 2025 FEDERAL EXCISE TAX-FORM 720	1,904.22
2434 10/07/2025	WIRE	1232	INTERSTATE TRS FUND	ANNUAL ASSESSMENT OBLIGATION 3 of 12	1,587.15
2435 10/10/2025	WIRE	1552	WI DEPT OF REVENUE	SEPT 25 911 POLICE & FIRE PROTECTION FEE	1,675.95
2436 10/09/2025	WIRE	1508	UNIVERSAL SERVICE ADMIN CO	SUPPORT MECHANISM CHARGES-ID# 825478	3,666.79
2438 10/20/2025	WIRE	1552	WI DEPT OF REVENUE	SEPT 2025 SALES & USE TAX-FORM ST-12	63,168.80
2439 10/15/2025	WIRE	1329	NATIONAL CABLE TELEVISION COOP	SEPT 25 INTERSTATE WAVELENGTH-WINDSTREAM	3,283.35
2440 10/15/2025	WIRE	1329	NATIONAL CABLE TELEVISION COOP	SEPT 25 NCTC-MONTHLY PROGRAMMING FEES	84,792.71
13785 09/24/2025	DD	1510	UPS SUPPLY CHAIN SOLUTIONS	UPS GROUND	75.62
13786 10/07/2025	DD	1510	UPS SUPPLY CHAIN SOLUTIONS	UPS GROUND	70.53
36668 09/18/2025	CHK	1016	ALLIANT ENERGY/WPL	ELECTRONICS BLDG-SPRING GREEN	192.46
36669 09/18/2025	CHK	2	AMAZON CAPITAL SERVICES	ANCHOR SHACKLE/ELECTRICAL TAPE	1,484.41
36670 09/18/2025	CHK	1074	CALIX	QSFP28 TO QSFP28 100GE DIR ATT CABLE	22,140.85
36671 09/18/2025	CHK	1128	DAVY ENGINEERING	TTHM/552.2HAA5 TESTING	334.00
36672 09/18/2025	CHK	1208	GRINDER SHEET METAL INC	SLOWPLOW INSTALLATION TRK #200	1,000.00
36673 09/18/2025	CHK	1478	ICONECTIV LLC	LOCAL NUMBER PORTABILITY CHGS 08/2025	123.74
36674 09/18/2025	CHK	1236	J HARLEN CO, INC	SAFETY GLASSES,COBRA,ORGANE #1583	83.26

10/15/2025 10:17:15 AM

Accounts Payable Check Register

Page 4

09/17/2025 To 10/20/2025

Bank Account: 11 - COMMUNITY 1ST CHECKING

Check / Tran Date	Pmt Type	Vendor	Vendor Name	Reference	Amount
36675 09/18/2025	CHK	2337	KRUEGER PRINTING INC	SILVER AND GOLD SHARPIES	14.95
36676 09/18/2025	CHK	1296	MARTELLE WATER TREATMENT	SODIUM HYPOCHLORITE/AQUA MAG/HYDROFLUOSI	4,829.75
36677 09/18/2025	CHK	1318	MONTCLAIR FIBER OPTICS INC	200' FIBER JUMPERS	790.00
36678 09/18/2025	CHK	1343	NISC	AMS INVOICE PRINTING/MAILING/POSTAGE AUG	15,986.77
36679 09/18/2025	CHK	1355	ODP BUSINESS SOLUTIONS LLC	OFFICE SUPPLIES	172.46
36680 09/18/2025	CHK	1411	REGISTRATION FEE TRUST	REPLACEM PLATE #19715 2024 TRAILER #815	4.00
36681 09/18/2025	CHK	1475	TEACH/UW/DPI	USF TEACH PROGRAM ASSESSMENT 09/2025	1,662.00
36682 09/18/2025	CHK	1513	USA BLUE BOOK	STENNER TUBE HOUSING W/O TUBE 2/PK	147.90
36683 09/18/2025	CHK	1567	WI UNIVERSAL SERVICE FUND	USF MONTHLY ASSESSMENT 09/2025	228.00
36684 09/18/2025	CHK	2041	WORKSITE WELLNESS CENTER	PRE-EMPLOYMENT TESTING	135.00
36685 09/18/2025	CHK	9998	ROBERT F BLANCHETTE	Credit Balance Refund to Cust	49.35
36686 09/18/2025	CHK	9998	ARYANAH F BRONK	Credit Balance Refund to Cust	30.20
36687 09/18/2025	CHK	9998	NENITA CADDARAO	Credit Balance Refund to Cust	20.77
36688 09/18/2025	CHK	9998	TASHANIA N CAMPBELL HOLLOWAY	Credit Balance Refund to Customer	17.68
36689 09/18/2025	CHK	9998	PHILIP R CERNY	Credit Balance Refund to Cust	56.63
36690 09/18/2025	CHK	9998	CLASSIC AUTO BODY & SPEEDY P'S	Credit Balance Refund to Cust	49.15
36691 09/18/2025	CHK	9998	RENEE COURNOYER	Credit Balance Refund to Cust	56.63
36692 09/18/2025	CHK	9998	CARLA DEE	Credit Balance Refund to Cust	49.08
36693 09/18/2025	CHK	9998	BARBARA DRINKWATER	Credit Balance Refund to Cust	100.00
36694 09/18/2025	CHK	9998	DONALD EMERY	Credit Balance Refund to Cust	55.26
36695 09/18/2025	CHK	9998	CYNTHIA M GILDING	Credit Balance Refund to Cust	58.52
36696 09/18/2025	CHK	9998	BAYLEE M JUDD	Credit Balance Refund to Cust	35.36
36697 09/18/2025	CHK	9998	JOHN KALEPP	Credit Balance Refund to Cust	10.23
36698 09/18/2025	CHK	9998	AHMET KARADEMIR	Credit Balance Refund to Cust	39.78
36699 09/18/2025	CHK	9998	KEVIN D KELLEY	Credit Balance Refund to Cust	59.41
36700 09/18/2025	CHK	9998	KEVIN D KELLEY	Credit Balance Refund to Cust	28.40

10/15/2025 10:17:15 AM

Accounts Payable Check Register

Page 5

09/17/2025 To 10/20/2025

Bank Account: 11 - COMMUNITY 1ST CHECKING

Check / Tran Date	Pmt Type	Vendor	Vendor Name	Reference	Amount
36701 09/18/2025	CHK	9998	KEVIN D KELLEY	Credit Balance Refund to Cust	51.45
36702 09/18/2025	CHK	9998	KATERINA KOLEVSKA	Credit Balance Refund to Cust	53.05
36703 09/18/2025	CHK	9998	SHAWN K MALONEY	Credit Balance Refund to Cust	26.52
36704 09/18/2025	CHK	9998	JAMES A NACHTIGAL	Credit Balance Refund to Cust	54.49
36705 09/18/2025	CHK	9998	JAMES A NACHTIGAL	Credit Balance Refund to Cust	21.47
36706 09/18/2025	CHK	9998	EUGENE E PIOTTER	Credit Balance Refund to Cust	83.78
36707 09/18/2025	CHK	9998	JONATHAN PITZ	Credit Balance Refund to Cust	72.94
36708 09/18/2025	CHK	9998	LORETTA A POWERS	Credit Balance Refund to Cust	45.75
36709 09/18/2025	CHK	9998	RUC FBO ACCT #000247801/024795	Credit Balance Refunds Electric	9.45
36710 09/18/2025	CHK	9998	RUC FBO ACCT #000262964/023728	Credit Balance Refunds Electric	80.49
36711 09/18/2025	CHK	9998	RUC FBO ACCT #000447409/024622	Credit Balance Refunds Electric	162.70
36712 09/18/2025	CHK	9998	RUC FBO ACCT #000519906/024381	Credit Balance Refunds Electric	15.10
36713 09/18/2025	CHK	9998	RUC FBO ACCT #004695125/024399	Credit Balance Refund Electric	9.45
36714 09/18/2025	CHK	9998	RHEA SUNSHINE B SUMMER	Credit Balance Refund to Cust	37.58
36715 09/18/2025	CHK	9998	BRANDON S THYSSEN	Credit Balance Refund to Cust	33.97
36716 09/18/2025	CHK	9998	BRADLY T TORSINI	Credit Balance Refund to Cust	41.52
36717 09/18/2025	CHK	9998	BRUCE D TREPTOW	Credit Balance Refund to Cust	61.72
36718 09/18/2025	CHK	9998	BRUCE D TREPTOW	Credit Balance Refund to Cust	34.07
36719 09/18/2025	CHK	9998	VERNON TELEPHONE COOPERATIVE	Credit Balance Refund to Cust	371.61
36720 09/18/2025	CHK	9998	VERNON TELEPHONE COOPERATIVE	Credit Balance Refund to Cust	251.61
36721 09/18/2025	CHK	9998	MARK E VOIGTLANDER	Credit Balance Refund to Cust	66.31
36722 09/24/2025	CHK	2	AMAZON CAPITAL SERVICES	ZIP TIES/TRIPOD/ANCHOR SHACKLE/EAR PLUGS	1,291.16
36723 09/24/2025	CHK	2330	AT&T MOBILITY	FIRSTNET MOBILE FOR IPADS	202.95
36724 09/24/2025	CHK	1088	CHECKERED FLAG	RUC/LIGHTSPEED CLOTHING	1,131.75
36725 09/24/2025	CHK	2388	GFL ENVIRONMENTAL	STD TRASH/RECYCLING/2-20 YD EXCHANGE	1,045.00
36726 09/24/2025	CHK	2282	GLOBE LIFE	SEPT 2025 LIBERTY NATIONAL INS PREMIUM	1,494.40

10/15/2025 10:17:15 AM

Accounts Payable Check Register

Page 6

09/17/2025 To 10/20/2025

Bank Account: 11 - COMMUNITY 1ST CHECKING

Check / Tran Date	Pmt Type	Vendor	Vendor Name	Reference	Amount
36727 09/24/2025	CHK	2204	HOME DEPOT CREDIT SERVICES	1/2" SCH40X10/LIQTITE/TERM ADAPTERS	37.96
36728 09/24/2025	CHK	2396	IPRINT TECHNOLOGIES	HP 213Y (W2130Y) BLACK LASER JET TONER	357.00
36729 09/24/2025	CHK	1229	InfoSend INC	ADV UTIL BILL PRINT & MAIL SERV 08/2025	3,580.69
36730 09/24/2025	CHK	1408	REEDSBURG UTILITY COMMISSION	COMMUNICATION SERVICES/INTERNET	3,333.68
36731 09/24/2025	CHK	1512	US POSTAL SERVICE	REPLENISH POSTAGE MTR #106001081962	5,000.00
36732 09/24/2025	CHK	2011	VERMEER WISCONSIN INC	4"X25' HOSE W/METAL MALE & FEMALE COUPLR	692.26
36733 09/24/2025	CHK	1557	WI MAT COMPANY	MAT RENTAL 08/2025	183.60
36734 09/24/2025	CHK	1563	WI SCTF	Child Support	458.80
36735 09/24/2025	CHK	2358	WI STATE TELECOMMUNICATIONS ASSREGISTRATION 2025 WSTA FALL CONF-K LAS		540.00
36736 09/24/2025	CHK	9999	AUSTIN MUELLER	2025 VOLLYBALL SPONSORSHIP	250.00
36737 09/24/2025	CHK	9999	VIKING VILLAGE	STEAK SANDWICH MEALS/JUNIOR MEALS	480.00
36738 09/26/2025	CHK	1408	REEDSBURG UTILITY COMMISSION	ELECTRIC/WATER INTERDEPARTMENTAL BILLING	17,267.96
36739 10/01/2025	CHK	2052	FRONTIER	PORTING CHARGES 9/16/25-10/15/25	238.00
36740 10/01/2025	CHK	1344	NORTH AMERICAN NUMBERING PLAN	NUMBERING ADMIN COST-FCC FILER ID:825478	99.39
36741 10/01/2025	CHK	9998	RUC FBO ACCT#000633400/012111	Credit Balance Refund-Electric	319.16
36742 10/03/2025	CHK	1016	ALLIANT ENERGY/WPL	ELECTRONICS CABINET-LOGANVILLE	51.63
36743 10/03/2025	CHK	1074	CALIX	E7-2 XG801 XGS-PON/FLD PCKG/TRANSCEIVER	388,195.60
36744 10/03/2025	CHK	1408	REEDSBURG UTILITY COMMISSION	BULK WATER INTERDEPARTMENTAL BILLING	67.50
36745 10/03/2025	CHK	1466	STUART C IRBY CO	2 HOLE LUG, 4/0 AWG STR ALUM	355.00
36746 10/08/2025	CHK	1016	ALLIANT ENERGY/WPL	501 UTILITY CT GAS METER 6804134	71.21
36747 10/08/2025	CHK	2	AMAZON CAPITAL SERVICES	PVC PIPE CUTTER/DUCK TAPE/2-WAY RADIOS	199.99
36748 10/08/2025	CHK	1074	CALIX	QSFP28 100GE SM OPTICAL TRANSCEIVER	27,711.00
36749 10/08/2025	CHK	1117	CROELL INC	1 CY 4000 PSI-GRANITE ST	203.00
36750 10/08/2025	CHK	1219	HELPING HANDS RECYCLING LLC	RECYCLE DEHUMIDIFIER/AC UNIT	50.00
36751 10/08/2025	CHK	2326	PEST CONTROL CONSULTANTS	PEST CONTROL	90.95
36752 10/08/2025	CHK	2413	SAUK COUNTY CLERK OF COURTS	CASE NO 25CM15	50.00

10/15/2025 10:17:15 AM

Accounts Payable Check Register

Page 7

09/17/2025 To 10/20/2025

Bank Account: 11 - COMMUNITY 1ST CHECKING

Check / Tran Date	Pmt Type	Vendor	Vendor Name	Reference	Amount
36753 10/08/2025	CHK	2246	TELECRAFTER PRODUCTS	CAT 3 FLEX CLIPS/CAT 5 EXT CABLE ATTACHM	85.89
36754 10/08/2025	CHK	1563	WI SCTF	Child Support-	458.80
36755 10/14/2025	CHK	1074	CALIX	PROTECT IQ/EXPERIENCE IQ 10/2025	545.00
36756 10/14/2025	CHK	2377	NTT AMERICA	IL SALES TAX DUE	34.02
36757 10/14/2025	CHK	1314	SECURIAN FINANCIAL GROUP, INC.	NOV 25 LIFE INSURANCE PREMIUMS/DEDUCTS	1,539.92
36758 10/14/2025	CHK	2072	VILLAGE OF LAKE DELTON	RIGHT OF WAY - MULTIPLE ST	100.00
Total for Bank Account - 11 :					(110) 828,902.34
Grand Total :					(112) 3,021,021.25

10/17/2025 11:13:27 am

ACCOUNTS PAYABLE CASH COMMITMENT

Page: 1

Beginning Date: 09/17/2025

Vendor Name	Due Date	Invoice	Pmt Type	Scheduled Pmt Date	Misc Credit	Due In Days				
						30 Or Less	31 - 60	61 - 90	91+	
Vendor - 1001 A C ENGINEERING CO										
1001 A C ENGINEERING CO	10/21/2025	352161002	CHK	10/21/2025			1,859.10			
Ref: TESTNG GREDE WEST FURNACE TRANSFORMER										
Totals For Vendor - 1001 - A C ENGINEERING CO						0.00	0.00	1,859.10	0.00	0.00
Vendor - 2381 ALLEN MEDIA BROADCASTING										
2381 ALLEN MEDIA BROADCASTING	10/21/2025	623238	CHK	10/21/2025			9,118.80			
Ref: RETRANSMISSION OF WKOW-ABC-BASIC										
Totals For Vendor - 2381 - ALLEN MEDIA BROADCASTING						0.00	0.00	9,118.80	0.00	0.00
Vendor - 1016 ALLIANT ENERGY/WPL										
1016 ALLIANT ENERGY/WPL	10/21/2025	1298537051 10/2025	CHK	10/21/2025			114.83			
Ref: ELECTRONICS BUILDING-PEARL RD-SPRING GRN										
1016 ALLIANT ENERGY/WPL	10/21/2025	2556290558 10/2025	CHK	10/21/2025			77.60			
Ref: ELECTRONICS CABINET-BARABOO BD										
Totals For Vendor - 1016 - ALLIANT ENERGY/WPL						0.00	0.00	192.43	0.00	0.00
Vendor - 2 AMAZON CAPITAL SERVICES										
2 AMAZON CAPITAL SERVICES	10/21/2025	13GN-JHHG-CWT3	CHK	10/21/2025			34.98			
Ref: 4U BLANK PANEL/SCREW FOR RACK										
2 AMAZON CAPITAL SERVICES	10/14/2025	1FT6-N3T6-99QR	CHK	10/14/2025		\$ 204.09				
Ref: ETHERNET SWITCH/ADJ MECH THERMOSTAT SWTC										
2 AMAZON CAPITAL SERVICES	10/21/2025	1H43-1XHJ-Y94V	CHK	10/21/2025			42.20			
Ref: PLANO PORTABLE TOOL BOX										
2 AMAZON CAPITAL SERVICES	10/14/2025	1NKY-NL3G-WTLG	CHK	10/14/2025		\$ 83.55				
Ref: 4" EXHAUST CLAMPS/24 PROT SC-APC ENCL										
2 AMAZON CAPITAL SERVICES	10/21/2025	1PN4-RF1G-1NNT	CHK	10/21/2025			39.24			
Ref: PACKING TAPE/SLOAN VACUUM BRKR KIT V-551										
2 AMAZON CAPITAL SERVICES	10/21/2025	1RM3-JCVW-D4WT	CHK	10/21/2025			497.99			
Ref: FRIGIDAIRE THROUGH-THE-WALL AC UNIT										
2 AMAZON CAPITAL SERVICES	10/21/2025	1V4Y-NXHK-3191	CHK	10/21/2025			41.52			

10/17/2025 11:13:27 am

**ACCOUNTS PAYABLE
CASH COMMITMENT**

Page: 2

Beginning Date: 09/17/2025

Vendor Name	Due Date	Invoice	Pmt Type	Scheduled Pmt Date	Misc Credit	Due In Days				
						30 Or Less	31 - 60	61 - 90	91+	
Ref: PLANO 6 COMPARTMENT BOX/POST-IT FLAGS										
2 AMAZON CAPITAL SERVICES	10/21/2025	1V64-1DWR-L36M	CHK	10/21/2025			123.76			
Ref: BRAWNY 1/4 FOLD SHOP TOWELS										
2 AMAZON CAPITAL SERVICES	10/21/2025	1VC9-DF3M-4K19	CHK	10/21/2025			283.99			
Ref: CARHARTT SEAT COVERS-TRK #200 PLOW TRUCK										
2 AMAZON CAPITAL SERVICES	10/21/2025	1XD6-RYGL-7N1N	CHK	10/21/2025			84.52			
Ref: NOZZLE TIPS/TRAILER BRAKEAWAY SWITCH										
2 AMAZON CAPITAL SERVICES	10/21/2025	1Y1Y-M9LQ-C4QT	CHK	10/21/2025			112.00			
Ref: BRAWNY PAPER TOWEL										
Totals For Vendor - 2 - AMAZON CAPITAL SERVICES						0.00	287.64	1,260.20	0.00	0.00
Vendor - 2103 ANPI BUSINESS LLC										
2103 ANPI BUSINESS LLC	10/21/2025	105481000000251001	CHK	10/21/2025			11,892.78			
Ref: RECURRING SERVICE CHARGES-ACCESS 09/2025										
2103 ANPI BUSINESS LLC	10/21/2025	143612000000251001	CHK	10/21/2025			7,180.42			
Totals For Vendor - 2103 - ANPI BUSINESS LLC						0.00	0.00	19,073.20	0.00	0.00
Vendor - 2376 ARELION US INC										
2376 ARELION US INC	10/21/2025	NEA182510663	CHK	10/21/2025			3,800.00			
Ref: MONTHLY INTERNET SERVICE-LEASE FEE 11/25										
Totals For Vendor - 2376 - ARELION US INC						0.00	0.00	3,800.00	0.00	0.00
Vendor - 2427 BACHRODT BARABOO MOTORS										
2427 BACHRODT BARABOO MOTORS	10/21/2025	228320/1	CHK	10/21/2025			4,429.12			
Ref: TRK #38-REPL DPF ASSY/TEMP SENSORS/TUBES										
Totals For Vendor - 2427 - BACHRODT BARABOO MOTORS						0.00	0.00	4,429.12	0.00	0.00
Vendor - 9999 BESTOR, BRIAN										
9999 BESTOR, BRIAN	10/21/2025	36700/36811	CHK	10/21/2025			211.66			
Ref: ACCT#36700 & 36811 ELEC/WATER REFUND										

10/17/2025 11:13:27 am

ACCOUNTS PAYABLE CASH COMMITMENT

Page: 3

Beginning Date: 09/17/2025

Vendor Name	Due Date	Invoice	Pmt Type	Scheduled Pmt Date	Misc Credit	Due In Days			
						30 Or Less	31 - 60	61 - 90	91+
Totals For Vendor - 9999 - BESTOR, BRIAN					0.00	0.00	211.66	0.00	0.00
Vendor - 1062 BOARDMAN & CLARK LLP									
1062 BOARDMAN & CLARK LLP	10/21/2025	307284	CHK	10/21/2025			500.50		
Ref: ATC EASEMENT									
Totals For Vendor - 1062 - BOARDMAN & CLARK LLP					0.00	0.00	500.50	0.00	0.00
Vendor - 9999 BOEHLKE, KAREN									
9999 BOEHLKE, KAREN	10/21/2025	000275196/019409	CHK	10/21/2025			905.57		
Ref: ACCT #275196 ELEC/WATER REFUND									
Totals For Vendor - 9999 - BOEHLKE, KAREN					0.00	0.00	905.57	0.00	0.00
Vendor - 2334 CABLE AND CONNECTIONS									
2334 CABLE AND CONNECTIONS	10/21/2025	1145840	CHK	10/21/2025			660.00		
Ref: PC610GY 10' CAT6 PATCH CABLE NO BOOTS									
Totals For Vendor - 2334 - CABLE AND CONNECTIONS					0.00	0.00	660.00	0.00	0.00
Vendor - 1074 CALIX									
1074 CALIX	10/21/2025	7055186	CHK	10/21/2025			600.00		
Ref: SMARTBIZWORX 09/2025									
1074 CALIX	10/21/2025	7055187	CHK	10/21/2025			1,848.00		
Ref: CALIX CLOUD FOUNDATION-SOL & SUPP 09/25									
1074 CALIX	10/21/2025	7055188	CHK	10/21/2025			3,000.00		
Ref: CALIX SERVICE CLOUD-EXP MGMNT ED 09/2025									
1074 CALIX	10/21/2025	7055219	CHK	10/21/2025			12,298.44		
Ref: SOL & SUPP 10/1/25-8/31/26									
1074 CALIX	10/21/2025	7055220	CHK	10/21/2025			600.00		
Ref: SMARTBIZWORX 10/2025									
1074 CALIX	10/21/2025	7056716	CHK	10/21/2025			600.00		
1074 CALIX	10/21/2025	7056717	CHK	10/21/2025			1,873.52		

10/17/2025 11:13:27 am

**ACCOUNTS PAYABLE
CASH COMMITMENT**

Page: 4

Beginning Date: 09/17/2025

Vendor Name	Due Date	Invoice	Pmt Type	Scheduled Pmt Date	Misc Credit	Due In Days				
						30 Or Less	31 - 60	61 - 90	91+	
Ref: CALIX CLOUD FOUNDATION-SOL & SUPP 10/25										
1074 CALIX	10/21/2025	7056718	CHK	10/21/2025			3,014.50			
Ref: CALIX SERVICE CLOUD-EXP MGMNT ED 10/2025										
1074 CALIX		7802818			-13,416.48					
Ref: SOL & SUPP 9/1/25-8/31/26										
1074 CALIX		7802819			-1,595.72					
Ref: CALIX SERV CLOUD-EXP MGMNT ED 09/2025										
1074 CALIX		7802820			-1,200.00					
Ref: SMARTBIZWORX CREDIT SEPT & OCT 2025										
Totals For Vendor - 1074 - CALIX						-16,212.20	0.00	23,834.46	0.00	0.00
Vendor - 1079 CARQUEST AUTO PARTS										
1079 CARQUEST AUTO PARTS	10/21/2025	5235-537032	CHK	10/21/2025			27.99			
Ref: 10W30 FULL SYN OIL - FOR VAC										
1079 CARQUEST AUTO PARTS	10/21/2025	5235-537248	CHK	10/21/2025			14.99			
Ref: FRAM ANT DEX 50/50 - FOR DRILL										
1079 CARQUEST AUTO PARTS	10/21/2025	5235-537594	CHK	10/21/2025			19.98			
Ref: 22 XTRACLEAR - TRK #44										
1079 CARQUEST AUTO PARTS	10/21/2025	5235-537798	CHK	10/21/2025			134.90			
Ref: GREASE-RED & TACKY/BRAKE CLEAN										
1079 CARQUEST AUTO PARTS	10/21/2025	5235-538041	CHK	10/21/2025			190.41			
Ref: 15W40 OIL/OIL FILTER/FUEL FILTER #706										
Totals For Vendor - 1079 - CARQUEST AUTO PARTS						0.00	0.00	388.27	0.00	0.00
Vendor - 9999 CERNY, PHILIP										
9999 CERNY, PHILIP	10/21/2025	004400021/022110	CHK	10/21/2025			183.78			
Ref: ACCT#4400021 ELEC/WATER REFUND										
Totals For Vendor - 9999 - CERNY, PHILIP						0.00	0.00	183.78	0.00	0.00
Vendor - 9999 CHAMPAGNE, STEVEN										
9999 CHAMPAGNE, STEVEN	10/21/2025	000489900/003405	CHK	10/21/2025			888.26			

10/17/2025 11:13:27 am

ACCOUNTS PAYABLE CASH COMMITMENT

Page: 5

Beginning Date: 09/17/2025

Vendor Name	Due Date	Invoice	Pmt Type	Scheduled Pmt Date	Misc Credit	Due In Days				
						30 Or Less	31 - 60	61 - 90	91+	
Ref: ACCT#489900 ELEC/WATER REFUND										
Totals For Vendor - 9999 - CHAMPAGNE, STEVEN						0.00	0.00	888.26	0.00	0.00
Vendor - 1088 CHECKERED FLAG										
1088 CHECKERED FLAG	10/21/2025	23732	CHK	10/21/2025			37.00			
Ref: LIGHTSPEED LOGO CLOTHING										
Totals For Vendor - 1088 - CHECKERED FLAG						0.00	0.00	37.00	0.00	0.00
Vendor - 1093 CINTAS CORPORATION No. 2										
1093 CINTAS CORPORATION No. 2	10/21/2025	5293923204	CHK	10/21/2025			214.07			
Ref: FIRST AID CABINET SUPPLIES										
Totals For Vendor - 1093 - CINTAS CORPORATION No. 2						0.00	0.00	214.07	0.00	0.00
Vendor - 1097 CITY OF REEDSBURG										
1097 CITY OF REEDSBURG	10/21/2025	8994	CHK	10/21/2025			49.04			
Ref: SEPTEMBER 2025 METLIFE INS PREMIUM DEDUC										
1097 CITY OF REEDSBURG	10/21/2025	8995	CHK	10/21/2025			300.20			
Ref: SEPTEMBER 2025 VISION INS PREMIUMS										
1097 CITY OF REEDSBURG	10/21/2025	8996	CHK	10/21/2025			3,338.48			
Ref: SEPTEMBER 2025 DENTAL INS PREMIUMS										
1097 CITY OF REEDSBURG	10/21/2025	9074	CHK	10/21/2025			77,130.08			
Ref: OCTOBER 2025 HEALTH INS PREMIUMS										
1097 CITY OF REEDSBURG	10/21/2025	AUG 25 SEWER COLLE	CHK	10/21/2025			387,075.24			
Ref: AUGUST 2025 SEWER COLLECTIONS										
1097 CITY OF REEDSBURG	10/21/2025	AUG 25 STORM WATER	CHK	10/21/2025			47,559.47			
Ref: AUGUST 2025 STORM WATER COLLECTIONS										
1097 CITY OF REEDSBURG	10/21/2025	SEPT 25 TOWER RENT	CHK	10/21/2025			2,456.63			
Ref: SEPT 25 TOWER RENT REV DUE TO CITY-14TH										
1097 CITY OF REEDSBURG	10/21/2025	SEPTEMBER 2025 WRS	CHK	10/21/2025			41,084.20			
Ref: SEPT 2025 WRS RETIREMENT BENEFIT & DEDUC										

10/17/2025 11:13:27 am

**ACCOUNTS PAYABLE
CASH COMMITMENT**

Page: 6

Beginning Date: 09/17/2025

Vendor Name	Due Date	Invoice	Pmt Type	Scheduled Pmt Date	Misc Credit	Due In Days			
						30 Or Less	31 - 60	61 - 90	91+
Totals For Vendor - 1097 - CITY OF REEDSBURG					0.00	0.00	558,993.34	0.00	0.00
Vendor - 2106 CORE & MAIN LP									
2106 CORE & MAIN LP	10/21/2025	X633580	CHK	10/21/2025			7,200.00		
Ref: 6" CORDONEL 100 CF WATER METER/FLANGE									
2106 CORE & MAIN LP	10/21/2025	X688832	CHK	10/21/2025			5,280.00		
Ref: 3" FLG ACCY/3" BRASS COMPANION FLANGE									
2106 CORE & MAIN LP	10/21/2025	X698031	CHK	10/21/2025			1,731.08		
Ref: #92 WAT HYD GASKET LIPPED/DRAIN PLNGR									
2106 CORE & MAIN LP	10/21/2025	X737875	CHK	10/21/2025			32.46		
Ref: ILL 10 12 CHMB CVR O-RING									
Totals For Vendor - 2106 - CORE & MAIN LP					0.00	0.00	14,243.54	0.00	0.00
Vendor - 9999 DEE, CARLA									
9999 DEE, CARLA	10/21/2025	004500962/024180	CHK	10/21/2025			69.89		
Ref: ACCT#4500962 ELEC/WATER REFUND									
Totals For Vendor - 9999 - DEE, CARLA					0.00	0.00	69.89	0.00	0.00
Vendor - 2423 DELUCA & TOBIN CABLE CONTRACTORS LTD									
2423 DELUCA & TOBIN CABLE CONTR	10/21/2025	PAY REQ #4	CHK	10/21/2025			169,977.09		
Ref: HAPPY HILL RECONNECT BROADBAND EXP									
Totals For Vendor - 2423 - DELUCA & TOBIN CABLE CONTRACT					0.00	0.00	169,977.09	0.00	0.00
Vendor - 1131 DEPT OF ADMINISTRATION									
1131 DEPT OF ADMINISTRATION	10/21/2025	505-0000105162	CHK	10/21/2025			11,987.91		
Ref: PUBLIC BENEFITS FEE Q1 FY 26									
Totals For Vendor - 1131 - DEPT OF ADMINISTRATION					0.00	0.00	11,987.91	0.00	0.00
Vendor - 1078 ELAN FINANCIAL SERVICES									
1078 ELAN FINANCIAL SERVICES	10/21/2025	ST10062025	CHK	10/21/2025			1,369.59		
Ref: CC CHGS 9/5/25-10/6/25									

10/17/2025 11:13:27 am

ACCOUNTS PAYABLE CASH COMMITMENT

Page: 7

Beginning Date: 09/17/2025

Vendor Name	Due Date	Invoice	Pmt Type	Scheduled Pmt Date	Misc Credit	Due In Days				
						30 Or Less	31 - 60	61 - 90	91+	
Totals For Vendor - 1078 - ELAN FINANCIAL SERVICES						0.00	0.00	1,369.59	0.00	0.00
Vendor - 9999 ERNSTMEYER, JEFF										
9999 ERNSTMEYER, JEFF	10/21/2025	000245900/006562	CHK	10/21/2025				144.97		
Ref: ACCT#245900 ELEC/WATER REFUND										
Totals For Vendor - 9999 - ERNSTMEYER, JEFF						0.00	0.00	144.97	0.00	0.00
Vendor - 2407 FANDUEL SPORTS NETWORK										
2407 FANDUEL SPORTS NETWORK	10/21/2025	29134	CHK	10/21/2025				11,024.84		
Ref: MONTHLY EXP BASIC SUBSCRIBERS 09/2025										
Totals For Vendor - 2407 - FANDUEL SPORTS NETWORK						0.00	0.00	11,024.84	0.00	0.00
Vendor - 1172 FED EX										
1172 FED EX	10/21/2025	8-995-03294	CHK	10/21/2025				65.20		
Ref: FED EX										
Totals For Vendor - 1172 - FED EX						0.00	0.00	65.20	0.00	0.00
Vendor - 1182 FORSTER ELECTRICAL ENG INC										
1182 FORSTER ELECTRICAL ENG INC	10/21/2025	26791	CHK	10/21/2025				3,897.50		
Ref: IP SUBSTAITON SWITCH & BUS REPLACEMENTS										
1182 FORSTER ELECTRICAL ENG INC	10/21/2025	26792	CHK	10/21/2025				438.75		
Ref: FURNACE SUB METERING REPLACEMENT										
1182 FORSTER ELECTRICAL ENG INC	10/21/2025	26793	CHK	10/21/2025				1,365.00		
Ref: FURNACE SUB CIRCUIT BREAKER ADDITIONS										
1182 FORSTER ELECTRICAL ENG INC	10/21/2025	26833	CHK	10/21/2025				61.25		
Ref: TECH ASST-COMMON FACILITIES										
1182 FORSTER ELECTRICAL ENG INC	10/21/2025	26848	CHK	10/21/2025				693.75		
Ref: WEBB SUBSTATION METERING ADDITION										
1182 FORSTER ELECTRICAL ENG INC	10/21/2025	26849	CHK	10/21/2025				1,193.75		
Ref: IP SUBSTATION METERING ADDITION										
1182 FORSTER ELECTRICAL ENG INC	10/21/2025	26877	CHK	10/21/2025				410.00		
Ref: OH TRANSMISSION LINE REBUILD										

10/17/2025 11:13:27 am

ACCOUNTS PAYABLE CASH COMMITMENT

Page: 8

Beginning Date: 09/17/2025

Vendor Name	Due Date	Invoice	Pmt Type	Scheduled Pmt Date	Misc Credit	Due In Days				
						30 Or Less	31 - 60	61 - 90	91+	
1182 FORSTER ELECTRICAL ENG INC	10/21/2025	26878	CHK	10/21/2025			575.00			
Ref: ARTESIAN T-LINE RECONFIG-ENGR RVW/COORD										
Totals For Vendor - 1182 - FORSTER ELECTRICAL ENG INC						0.00	0.00	8,635.00	0.00	0.00
Vendor - 2151 FS.COM INC										
2151 FS.COM INC	10/21/2025	IN102509250516	DD	10/21/2025			1,280.00			
Ref: SC/APC TO AC/APC SM SIMPLEX ADAPTER										
2151 FS.COM INC	10/21/2025	IN102509260045	DD	10/21/2025			1,030.00			
Ref: 3' & 7' SC APC TO SC APC PATCH CABLES										
2151 FS.COM INC	10/21/2025	IN102510010101	DD	10/21/2025			51.50			
Ref: SC UPC TO SC APC PATCH CABLES 7' & 3'										
Totals For Vendor - 2151 - FS.COM INC						0.00	0.00	2,361.50	0.00	0.00
Vendor - 2369 FUHLBOHM, JON W										
2369 FUHLBOHM, JON W	10/21/2025	SOLAR REFUND 09/2025	CHK	10/21/2025			123.36			
Ref: ACCT #613406 SOLAR REFUND 09/2025										
Totals For Vendor - 2369 - FUHLBOHM, JON W						0.00	0.00	123.36	0.00	0.00
Vendor - 2401 FULLER CONCRETE LLC										
2401 FULLER CONCRETE LLC	10/22/2025	10152025	CHK	10/22/2025			3,240.00			
Ref: CURB & SIDEWALK										
2401 FULLER CONCRETE LLC	10/21/2025	20251006141901	CHK	10/21/2025			2,090.00			
Ref: CURB & SIDEWALK-MYRTLE/CHARLES/N WALNUT										
Totals For Vendor - 2401 - FULLER CONCRETE LLC						0.00	0.00	5,330.00	0.00	0.00
Vendor - 1198 GENUINE TELECOM										
1198 GENUINE TELECOM	10/21/2025	40246100 10/2025	CHK	10/21/2025			330.00			
Ref: 5.0MB/5.0MB INTERNET-RICHLAND CENTER										
Totals For Vendor - 1198 - GENUINE TELECOM						0.00	0.00	330.00	0.00	0.00
Vendor - 2274 GLS UTILITY LLC										

10/17/2025 11:13:27 am

**ACCOUNTS PAYABLE
CASH COMMITMENT**

Page: 9

Beginning Date: 09/17/2025

Vendor Name	Due Date	Invoice	Pmt Type	Scheduled Pmt Date	Misc Credit	Due In Days			
						30 Or Less	31 - 60	61 - 90	91+
2274 GLS UTILITY LLC	10/21/2025	17454	CHK	10/21/2025			5,795.51		
Ref: LOCATES FOR COMMUNICATION & ELECTRIC SRV									
Totals For Vendor - 2274 - GLS UTILITY LLC					0.00	0.00	5,795.51	0.00	0.00
Vendor - 2175 GROSSKRUEGER, PAUL E									
2175 GROSSKRUEGER, PAUL E	10/21/2025	SOLAR REFUND 09/2025	CHK	10/21/2025			51.36		
Ref: ACCT #273700 SOLAR REFUND 09/2025									
Totals For Vendor - 2175 - GROSSKRUEGER, PAUL E					0.00	0.00	51.36	0.00	0.00
Vendor - 1211 HACH COMPANY									
1211 HACH COMPANY	10/21/2025	14668863	CHK	10/21/2025			614.10		
Ref: SPADNS2 FLUORIDE RGT									
Totals For Vendor - 1211 - HACH COMPANY					0.00	0.00	614.10	0.00	0.00
Vendor - 1215 HARTJE LUMBER INC									
1215 HARTJE LUMBER INC	10/21/2025	MN426918	CHK	10/21/2025			652.24		
Ref: SONOTUBE & SPLIT COUPLING 12"									
Totals For Vendor - 1215 - HARTJE LUMBER INC					0.00	0.00	652.24	0.00	0.00
Vendor - 2349 HI-VIZ SAFETY WEAR LLC									
2349 HI-VIZ SAFETY WEAR LLC	10/21/2025	101402	CHK	10/21/2025			3,034.15		
Ref: HI-VIZ CLOTHING W/LOGOS									
Totals For Vendor - 2349 - HI-VIZ SAFETY WEAR LLC					0.00	0.00	3,034.15	0.00	0.00
Vendor - 1223 HOLIDAY WHOLESale									
1223 HOLIDAY WHOLESale	10/21/2025	2157628	CHK	10/21/2025			240.35		
Ref: COFFEE									
Totals For Vendor - 1223 - HOLIDAY WHOLESale					0.00	0.00	240.35	0.00	0.00
Vendor - 1478 ICONECTIV LLC									
1478 ICONECTIV LLC	10/21/2025	L-10629363	CHK	10/21/2025			123.74		

10/17/2025 11:13:27 am

ACCOUNTS PAYABLE CASH COMMITMENT

Page: 10

Beginning Date: 09/17/2025

Vendor Name	Due Date	Invoice	Pmt Type	Scheduled Pmt Date	Misc Credit	Due In Days				
						30 Or Less	31 - 60	61 - 90	91+	
Ref: LOCAL NUMBER PORTABILITY CHARGES 09/2025										
Totals For Vendor - 1478 - ICONECTIV LLC						0.00	0.00	123.74	0.00	0.00
Vendor - 1229 InfoSend INC										
1229 InfoSend INC	10/21/2025	296430	CHK	10/21/2025			3,993.68			
Ref: ADV UTIL CUST BILLINGS/PUBL PWR INSERT										
Totals For Vendor - 1229 - InfoSend INC						0.00	0.00	3,993.68	0.00	0.00
Vendor - 2287 INNOVATIVE SYSTEMS										
2287 INNOVATIVE SYSTEMS	10/21/2025	INV-27275	CHK	10/21/2025			16,125.38			
Ref: ANNUAL HARDWARE WARRANTY/PLATFORM FEE										
Totals For Vendor - 2287 - INNOVATIVE SYSTEMS						0.00	0.00	16,125.38	0.00	0.00
Vendor - 2428 INSOURCE SOFTWARE SOLUTIONS INC										
2428 INSOURCE SOFTWARE SOLUTION	10/21/2025	INV103286	CHK	10/21/2025			5,836.84			
Ref: AVEVA WONDERWARE-ST LEVEL SFTW MAINT-1YR										
Totals For Vendor - 2428 - INSOURCE SOFTWARE SOLUTIONS IN						0.00	0.00	5,836.84	0.00	0.00
Vendor - 2062 ISPN LLC										
2062 ISPN LLC	10/21/2025	1437-0925	DD	10/21/2025			5,346.60			
Ref: MONTHLY ISP-HELP DESK										
Totals For Vendor - 2062 - ISPN LLC						0.00	0.00	5,346.60	0.00	0.00
Vendor - 1236 J HARLEN CO, INC										
1236 J HARLEN CO, INC	10/21/2025	1775415	CHK	10/21/2025			130.68			
Ref: SAFETY GLASSES #1583 COBRA,ORANGE										
Totals For Vendor - 1236 - J HARLEN CO, INC						0.00	0.00	130.68	0.00	0.00
Vendor - 9999 JACKSON, MURRELL										
9999 JACKSON, MURRELL	10/21/2025	000464100/024325	CHK	10/21/2025			56.60			
Ref: ACCT#464100 ELEC/WATER REFUND										

10/17/2025 11:13:27 am

**ACCOUNTS PAYABLE
CASH COMMITMENT**

Page: 11

Beginning Date: 09/17/2025

Vendor Name	Due Date	Invoice	Pmt Type	Scheduled Pmt Date	Misc Credit	Due In Days			
						30 Or Less	31 - 60	61 - 90	91+
Totals For Vendor - 9999 - JACKSON, MURRELL					0.00	0.00	56.60	0.00	0.00
Vendor - 1241 JCOMP TECHNOLOGIES									
1241 JCOMP TECHNOLOGIES	10/21/2025	74499	CHK	10/21/2025			194.91		
Ref: DVI-DISPLAY CABLE & ADAPTER									
1241 JCOMP TECHNOLOGIES	10/21/2025	74547	CHK	10/21/2025			315.00		
Ref: FIREWALL CONFIG									
1241 JCOMP TECHNOLOGIES	10/21/2025	74554	CHK	10/21/2025			525.00		
Ref: FIREWALL INSTALL									
Totals For Vendor - 1241 - JCOMP TECHNOLOGIES					0.00	0.00	1,034.91	0.00	0.00
Vendor - 2429 JUDD EXCAVATING LLC									
2429 JUDD EXCAVATING LLC	10/21/2025	2305	CHK	10/21/2025			5,629.00		
Ref: CULVERT INSTALLATION (2)									
Totals For Vendor - 2429 - JUDD EXCAVATING LLC					0.00	0.00	5,629.00	0.00	0.00
Vendor - 2217 JULIDAR CORPORATION									
2217 JULIDAR CORPORATION	10/21/2025	20251010094917	DD	10/21/2025			6,492.91		
Ref: FIBER CONNECTION FEES 09/2025									
Totals For Vendor - 2217 - JULIDAR CORPORATION					0.00	0.00	6,492.91	0.00	0.00
Vendor - 1258 KOENECKE FORD MERCURY INC									
1258 KOENECKE FORD MERCURY INC	10/21/2025	66141	CHK	10/21/2025			71.49		
Ref: CAR #34-LOF/ROTATE TIRES									
Totals For Vendor - 1258 - KOENECKE FORD MERCURY INC					0.00	0.00	71.49	0.00	0.00
Vendor - 2337 KRUEGER PRINTING INC									
2337 KRUEGER PRINTING INC	10/21/2025	30278	CHK	10/21/2025			140.00		
Ref: ELECTTRIC METER TEST RECORD/TEST DATA									
2337 KRUEGER PRINTING INC	10/21/2025	30320	CHK	10/21/2025			1,008.72		
Ref: UTIL & FIBER BILL PAY PADS/#9 ENVELOPES									

10/17/2025 11:13:27 am

**ACCOUNTS PAYABLE
CASH COMMITMENT**

Page: 12

Beginning Date: 09/17/2025

Vendor Name	Due Date	Invoice	Pmt Type	Scheduled Pmt Date	Misc Credit	Due In Days			
						30 Or Less	31 - 60	61 - 90	91+
Totals For Vendor - 2337 - KRUEGER PRINTING INC					0.00	0.00	1,148.72	0.00	0.00
Vendor - 1265 KYLE ENTERPRISES LLC									
1265 KYLE ENTERPRISES LLC	10/21/2025	25-141523-1	CHK	10/21/2025			14,059.50		
Ref: 12 CT & 48 CT FIBER CABLE									
1265 KYLE ENTERPRISES LLC	10/21/2025	25-141523-2	CHK	10/21/2025			6,598.68		
Ref: 12 CT FIBER CABLE									
1265 KYLE ENTERPRISES LLC	10/21/2025	25-141523-3,4	CHK	10/21/2025			84,311.67		
Ref: 24CT,96CT,144CT FIBER CABLE									
1265 KYLE ENTERPRISES LLC	10/21/2025	25-141523-5	CHK	10/21/2025			11,569.84		
Ref: 72 CT FIBER CABLE									
Totals For Vendor - 1265 - KYLE ENTERPRISES LLC					0.00	0.00	116,539.69	0.00	0.00
Vendor - 1271 LAKES GAS CO									
1271 LAKES GAS CO	10/21/2025	4473596	CHK	10/21/2025			92.70		
Ref: FORK LIFT FUEL (2)									
Totals For Vendor - 1271 - LAKES GAS CO					0.00	0.00	92.70	0.00	0.00
Vendor - 1276 LAVALLE TELEPHONE COOP, INC.									
1276 LAVALLE TELEPHONE COOP, INC	10/21/2025	9800 10/2025	CHK	10/21/2025			787.00		
Ref: 5MB 3/YR ETH TERM TO R-CTR-MDU VIDEO FD									
Totals For Vendor - 1276 - LAVALLE TELEPHONE COOP, INC.					0.00	0.00	787.00	0.00	0.00
Vendor - 1291 MAD CITY BATTERY, LLC									
1291 MAD CITY BATTERY, LLC	10/21/2025	1905101023856	CHK	10/21/2025			187.80		
Ref: VARIOUS BATTERIES									
Totals For Vendor - 1291 - MAD CITY BATTERY, LLC					0.00	0.00	187.80	0.00	0.00
Vendor - 1296 MARTELLE WATER TREATMENT									
1296 MARTELLE WATER TREATMENT	10/21/2025	30211	CHK	10/21/2025			4,575.16		
Ref: SODIUM HYPOCHLORITE/AQUA MAG/HYDROFLUOSI									

10/17/2025 11:13:27 am

**ACCOUNTS PAYABLE
CASH COMMITMENT**

Page: 13

Beginning Date: 09/17/2025

Vendor Name	Due Date	Invoice	Pmt Type	Scheduled Pmt Date	Misc Credit	Due In Days			
						30 Or Less	31 - 60	61 - 90	91+
Totals For Vendor - 1296 - MARTELLE WATER TREATMENT					0.00	0.00	4,575.16	0.00	0.00
Vendor - 1303 MEYER OIL & LP									
1303 MEYER OIL & LP	10/21/2025	118517A	CHK	10/21/2025			10.00		
Ref: LP CYLINDER FILLED									
1303 MEYER OIL & LP	10/21/2025	710200	CHK	10/21/2025			68.68		
Ref: GAS W/ETHANOL									
Totals For Vendor - 1303 - MEYER OIL & LP					0.00	0.00	78.68	0.00	0.00
Vendor - 2420 MICHELS UNDERGROUND CABLE INC									
2420 MICHELS UNDERGROUND CABLE	10/21/2025	PAY REQ #5	CHK	10/21/2025			818,118.57		
Ref: WITWEN-ENG PROJ 1702-A72/230359									
Totals For Vendor - 2420 - MICHELS UNDERGROUND CABLE INC					0.00	0.00	818,118.57	0.00	0.00
Vendor - 2426 MILLER SPANKOWSKI & WALDINGER LLC									
2426 MILLER SPANKOWSKI & WALDIN	10/21/2025	27523	CHK	10/21/2025			1,355.00		
Ref: EASEMENTS									
2426 MILLER SPANKOWSKI & WALDIN	10/21/2025	27725	CHK	10/21/2025			862.50		
Ref: WATER TOWER EASEMENT FOLLOWUP									
Totals For Vendor - 2426 - MILLER SPANKOWSKI & WALDINGER					0.00	0.00	2,217.50	0.00	0.00
Vendor - 9999 MITTELSTAEDT SPORTS & MARINE INC									
9999 MITTELSTAEDT SPORTS & MARI	10/21/2025	540800/540801	CHK	10/21/2025			170.11		
Ref: ACCT#540800 & 540801 ELEC/WATER REFUND									
Totals For Vendor - 9999 - MITTELSTAEDT SPORTS & MARINE I					0.00	0.00	170.11	0.00	0.00
Vendor - 1316 MLB NETWORK LLC AFFILIATE SALES									
1316 MLB NETWORK LLC AFFILIATE S	10/21/2025	622835	CHK	10/21/2025			826.34		
Ref: MONTHLY EXPANDED BASIC SUBSCRIBERS 09/25									
Totals For Vendor - 1316 - MLB NETWORK LLC AFFILIATE SALE					0.00	0.00	826.34	0.00	0.00

10/17/2025 11:13:27 am

**ACCOUNTS PAYABLE
CASH COMMITMENT**

Page: 14

Beginning Date: 09/17/2025

Vendor Name	Due Date	Invoice	Pmt Type	Scheduled Pmt Date	Misc Credit	Due In Days				
						30 Or Less	31 - 60	61 - 90	91+	
Vendor - 1322 MSA PROFESSIONAL SERVICES INC										
1322 MSA PROFESSIONAL SERVICES I	10/21/2025	020644	CHK	10/21/2025			9,468.84			
Ref: WESTSIDE PRESSURE ZONE EVALUATION										
Totals For Vendor - 1322 - MSA PROFESSIONAL SERVICES INC						0.00	0.00	9,468.84	0.00	0.00
Vendor - 9999 MUELLER, AUSTIN										
9999 MUELLER, AUSTIN	10/21/2025	VOLLEYBALL SPONSO	CHK	10/21/2025			189.90			
Ref: SPONSOR VOLLEYBALL T-SHIRTS										
Totals For Vendor - 9999 - MUELLER, AUSTIN						0.00	0.00	189.90	0.00	0.00
Vendor - 1326 MUNICIPAL PROPERTY INS CO										
1326 MUNICIPAL PROPERTY INS CO	10/21/2025	48-10034 2025/2026	CHK	10/21/2025			35,246.00			
Ref: PROPERTY INSURANCE 9/30/25-9/30/26										
Totals For Vendor - 1326 - MUNICIPAL PROPERTY INS CO						0.00	0.00	35,246.00	0.00	0.00
Vendor - 2223 NATURE'S WAY PORTABLE UNITS										
2223 NATURE'S WAY PORTABLE UNIT	10/21/2025	60252	CHK	10/21/2025			210.00			
Ref: 5 WEEK RENTAL - SPRING GREEN										
Totals For Vendor - 2223 - NATURE'S WAY PORTABLE UNITS						0.00	0.00	210.00	0.00	0.00
Vendor - 2290 NEONOVA NETWORK SERVICES LLC										
2290 NEONOVA NETWORK SERVICES	10/21/2025	NNS88107	CHK	10/21/2025			231.29			
Ref: MONTHLY SECUREIT PLUS SERVICES										
Totals For Vendor - 2290 - NEONOVA NETWORK SERVICES LLC						0.00	0.00	231.29	0.00	0.00
Vendor - 1532 NETCEED										
1532 NETCEED	10/21/2025	WUSTC25INV09060	CHK	10/21/2025			509.06			
Ref: DCD DIR DRILL PULLBACK SWIVEL 2"										
1532 NETCEED	10/21/2025	WUSTC25INV09113	CHK	10/21/2025			145.37			
Ref: 4-WAY PULLING HARNESS-CONDUX										

10/17/2025 11:13:27 am

**ACCOUNTS PAYABLE
CASH COMMITMENT**

Page: 15

Beginning Date: 09/17/2025

Vendor Name	Due Date	Invoice	Pmt Type	Scheduled Pmt Date	Misc Credit	Due In Days			
						30 Or Less	31 - 60	61 - 90	91+
Totals For Vendor - 1532 - NETCEED					0.00	0.00	654.43	0.00	0.00
Vendor - 2211 NEXSTAR BROADCASTING INC									
2211 NEXSTAR BROADCASTING INC	10/21/2025	620077	CHK	10/21/2025			550.61		
Ref: MONTHLY CN-BASIC SUBSCRIBERS-NEWSNATION									
Totals For Vendor - 2211 - NEXSTAR BROADCASTING INC					0.00	0.00	550.61	0.00	0.00
Vendor - 1343 NISC									
1343 NISC	10/21/2025	640364	CHK	10/21/2025			2,658.62		
Ref: AMS INVOICE PRINTING/MAILING/POSTAGE									
1343 NISC	10/21/2025	641785	CHK	10/21/2025			13,305.18		
Ref: SOFW LIC/HOSTED SERV 09/2025									
1343 NISC	10/21/2025	642028	CHK	10/21/2025			15.43		
Ref: POSTAGE & EQUIFAX 09/2025									
Totals For Vendor - 1343 - NISC					0.00	0.00	15,979.23	0.00	0.00
Vendor - 9999 NORWALK, KAREN									
9999 NORWALK, KAREN	10/21/2025	000495138/013659	CHK	10/21/2025			60.00		
Ref: ACCT#495138 ELEC/WATER REFUND									
Totals For Vendor - 9999 - NORWALK, KAREN					0.00	0.00	60.00	0.00	0.00
Vendor - 2377 NTT AMERICA									
2377 NTT AMERICA	10/21/2025	68682285	CHK	10/21/2025			3,814.56		
Ref: MONTHLY INTERNET SERVICE 10/2025									
Totals For Vendor - 2377 - NTT AMERICA					0.00	0.00	3,814.56	0.00	0.00
Vendor - 1355 ODP BUSINESS SOLUTIONS LLC									
1355 ODP BUSINESS SOLUTIONS LLC	10/21/2025	441924630001	CHK	10/21/2025			230.80		
Ref: OFFICE SUPPLIES									
Totals For Vendor - 1355 - ODP BUSINESS SOLUTIONS LLC					0.00	0.00	230.80	0.00	0.00
Vendor - 2215 POWELL PETROLEUM									

10/17/2025 11:13:27 am

**ACCOUNTS PAYABLE
CASH COMMITMENT**

Page: 16

Beginning Date: 09/17/2025

Vendor Name	Due Date	Invoice	Pmt Type	Scheduled Pmt Date	Misc Credit	Due In Days			
						30 Or Less	31 - 60	61 - 90	91+
2215 POWELL PETROLEUM	10/21/2025	ST09302025	CHK	10/21/2025			61.01		
Ref: FUEL									
Totals For Vendor - 2215 - POWELL PETROLEUM					0.00	0.00	61.01	0.00	0.00
Vendor - 1379 PUBLIC SERVICE COMMISSION OF WISCONSIN									
1379 PUBLIC SERVICE COMMISSION O	10/21/2025	RA26-I-04970	CHK	10/21/2025			26,139.81		
Ref: ADV PSC ASSESSMENT/REMAINDER ASSESSMENT									
Totals For Vendor - 1379 - PUBLIC SERVICE COMMISSION OF WI					0.00	0.00	26,139.81	0.00	0.00
Vendor - 1407 REEDSBURG TRUE VALUE SUPERSTOR									
1407 REEDSBURG TRUE VALUE SUPER	10/21/2025	29073	CHK	10/21/2025			110.91		
Ref: HGRN ENAMEL/BRUSHES									
1407 REEDSBURG TRUE VALUE SUPER	10/21/2025	29154	CHK	10/21/2025			43.94		
Ref: CLEANING WIPES/STL WOOL PAD/FOAM SEALANT									
1407 REEDSBURG TRUE VALUE SUPER	10/21/2025	29207	CHK	10/21/2025			1.99		
Ref: NUTS,BOLTS,SCREWS									
1407 REEDSBURG TRUE VALUE SUPER	10/21/2025	29335	CHK	10/21/2025			28.99		
Ref: VULCAN ROUND POINT SHOVEL									
1407 REEDSBURG TRUE VALUE SUPER	10/21/2025	29344	CHK	10/21/2025			41.96		
Ref: GALV SPRAY PAINT/PENETRATE CATALYST									
1407 REEDSBURG TRUE VALUE SUPER	10/21/2025	29459	CHK	10/21/2025			83.96		
Ref: MARKERS/PLIER/HACK SAW/CLAY SPADE									
1407 REEDSBURG TRUE VALUE SUPER	10/21/2025	29472	CHK	10/21/2025			24.15		
Ref: EXT CORD/LEVEL									
1407 REEDSBURG TRUE VALUE SUPER	10/21/2025	29526	CHK	10/21/2025			35.47		
Ref: SAWZALL BLADE/UTIL BLADE/WD-40 LUBRICANT									
1407 REEDSBURG TRUE VALUE SUPER	10/21/2025	29539	CHK	10/21/2025			40.98		
Ref: DUCT TAPE/PVC EXP COUPLING									
1407 REEDSBURG TRUE VALUE SUPER	10/21/2025	29542	CHK	10/21/2025			85.72		
Ref: HD PLAT RUNNER/STL WOOL PAD/FOAM/WALL PL									
1407 REEDSBURG TRUE VALUE SUPER	10/21/2025	29554	CHK	10/21/2025			15.92		

10/17/2025 11:13:27 am

**ACCOUNTS PAYABLE
CASH COMMITMENT**

Page: 17

Beginning Date: 09/17/2025

Vendor Name	Due Date	Invoice	Pmt Type	Scheduled Pmt Date	Misc Credit	Due In Days			
						30 Or Less	31 - 60	61 - 90	91+
Ref: WHT CHIP BRUSH									
1407 REEDSBURG TRUE VALUE SUPER	10/21/2025	29566	CHK	10/21/2025			60.96		
Ref: PIPE CUTTER/DEEP SOCKET/RATCHET WRENCH									
1407 REEDSBURG TRUE VALUE SUPER	10/21/2025	29568	CHK	10/21/2025			35.79		
Ref: BLADE KNIFE/NUTS,BOLTS,SCREWS									
1407 REEDSBURG TRUE VALUE SUPER	10/21/2025	29586	CHK	10/21/2025			36.97		
Ref: WTHR STRIP/RAT NUGGET									
1407 REEDSBURG TRUE VALUE SUPER	10/21/2025	29600	CHK	10/21/2025			11.08		
Ref: PUTTY KNIFE/RAZOR BLADE									
1407 REEDSBURG TRUE VALUE SUPER	10/21/2025	29606	CHK	10/21/2025			43.92		
Ref: HOSE CLAMPS									
1407 REEDSBURG TRUE VALUE SUPER	10/21/2025	29622	CHK	10/21/2025			34.44		
Ref: DUCT TAPE/HOSE CLAMP									
1407 REEDSBURG TRUE VALUE SUPER	10/21/2025	29624	CHK	10/21/2025			92.97		
Ref: WASTEBASKET/PLIER/CABLE CUTTER									
1407 REEDSBURG TRUE VALUE SUPER	10/21/2025	29630	CHK	10/21/2025			29.80		
Ref: EPOXY SYRINGE/SNAP LINK/AUTO DRAIN/FERRU									
1407 REEDSBURG TRUE VALUE SUPER	10/21/2025	29634	CHK	10/21/2025			29.28		
Ref: MTL BLADE/PRUNE BLADE									
1407 REEDSBURG TRUE VALUE SUPER	10/21/2025	29670	CHK	10/21/2025			116.01		
Ref: TIE DOWN/CONDUIT HANGER/USHING/ADHESIVE									
1407 REEDSBURG TRUE VALUE SUPER	10/21/2025	29672	CHK	10/21/2025			72.66		
Ref: DYNAFLEX/60W TUBE/MECH LUG/PWR BIT/NUTS									
1407 REEDSBURG TRUE VALUE SUPER	10/21/2025	29718	CHK	10/21/2025			20.44		
Ref: WIRE PIN/TAN SCREW/PIN LOCK PTO SQ/PIN									
1407 REEDSBURG TRUE VALUE SUPER	10/21/2025	29781	CHK	10/21/2025			2.49		
Ref: BLEACH									
1407 REEDSBURG TRUE VALUE SUPER	10/21/2025	29785	CHK	10/21/2025			22.99		
Ref: 11 GAL TRASH CAN									
1407 REEDSBURG TRUE VALUE SUPER	10/21/2025	29823	CHK	10/21/2025			75.98		

10/17/2025 11:13:27 am

**ACCOUNTS PAYABLE
CASH COMMITMENT**

Page: 18

Beginning Date: 09/17/2025

Vendor Name	Due Date	Invoice	Pmt Type	Scheduled Pmt Date	Misc Credit	Due In Days				
						30 Or Less	31 - 60	61 - 90	91+	
Ref: 100' CLOSED REEL TAPE/CONC REPAIR/RENTAL										
1407 REEDSBURG TRUE VALUE SUPER	10/21/2025	29866	CHK	10/21/2025			30.45			
Ref: FOAM SEALANT/6" MOUNTING TIE/ADHESIVE										
1407 REEDSBURG TRUE VALUE SUPER	10/21/2025	29871	CHK	10/21/2025			26.97			
Ref: ANCHOR CEMENT/FERRUEL/GUYLINE										
1407 REEDSBURG TRUE VALUE SUPER	10/21/2025	29881	CHK	10/21/2025			41.04			
Ref: CIRCUIT BREAKERS/NUTS,BOLTS,SCREWS										
1407 REEDSBURG TRUE VALUE SUPER	10/21/2025	29907	CHK	10/21/2025			8.99			
Ref: GRND BAR KIT										
1407 REEDSBURG TRUE VALUE SUPER	10/21/2025	29916	CHK	10/21/2025			131.90			
Ref: CUT WHEEL/TORCH BLADE/SAWZALL BLADE/SPOU										
1407 REEDSBURG TRUE VALUE SUPER	10/21/2025	29937	CHK	10/21/2025			21.99			
Ref: NITRILE GLOVES										
1407 REEDSBURG TRUE VALUE SUPER	10/21/2025	29938	CHK	10/21/2025			25.96			
Ref: SS CLAMPS										
1407 REEDSBURG TRUE VALUE SUPER	10/21/2025	29966	CHK	10/21/2025			19.79			
Ref: 50YD BLK TAPE										
1407 REEDSBURG TRUE VALUE SUPER	10/21/2025	30036	CHK	10/21/2025			6.32			
Ref: NUTS,BOLTS,SCREWS										
1407 REEDSBURG TRUE VALUE SUPER	10/21/2025	30092	CHK	10/21/2025			5.69			
Ref: GARDEN TROWEL										
1407 REEDSBURG TRUE VALUE SUPER	10/21/2025	30112	CHK	10/21/2025			76.97			
Ref: GAS CAN/FLEX TAPE										
Totals For Vendor - 1407 - REEDSBURG TRUE VALUE SUPERSTO						0.00	0.00	1,595.84	0.00	0.00
Vendor - 9999 RWD YOUTH HOCKEY ASSOCIATION										
9999 RWD YOUTH HOCKEY ASSOCIATI	10/21/2025	25/2026-28	CHK	10/21/2025			300.00			
Ref: 2025-2026 SEASON-WALL SIGN/BANNER										
Totals For Vendor - 9999 - RWD YOUTH HOCKEY ASSOCIATION						0.00	0.00	300.00	0.00	0.00
Vendor - 1436 SCHULZ AUTOMOTIVE INC										

10/17/2025 11:13:27 am

**ACCOUNTS PAYABLE
CASH COMMITMENT**

Page: 19

Beginning Date: 09/17/2025

Vendor Name	Due Date	Invoice	Pmt Type	Scheduled Pmt Date	Misc Credit	Due In Days			
						30 Or Less	31 - 60	61 - 90	91+
1436 SCHULZ AUTOMOTIVE INC Ref: TRK#30-REPL PWR STRNG PMP/INTK DCT/HVAC	10/21/2025	009367	CHK	10/21/2025			1,260.86		
1436 SCHULZ AUTOMOTIVE INC Ref: TRK #44-LOF	10/21/2025	009454	CHK	10/21/2025			61.03		
Totals For Vendor - 1436 - SCHULZ AUTOMOTIVE INC					0.00	0.00	1,321.89	0.00	0.00
Vendor - 1442 SEERA FOCUS ON ENERGY									
1442 SEERA FOCUS ON ENERGY Ref: FOCUS ON ENERGY FEE 09/2025	10/21/2025	SEPTEMBER 2025	CHK	10/21/2025			3,886.76		
Totals For Vendor - 1442 - SEERA FOCUS ON ENERGY					0.00	0.00	3,886.76	0.00	0.00
Vendor - 1450 SLAMA EQUIPMENT									
1450 SLAMA EQUIPMENT Ref: .325 3/16 FILE 3/PACK	10/21/2025	376227	CHK	10/21/2025			6.99		
Totals For Vendor - 1450 - SLAMA EQUIPMENT					0.00	0.00	6.99	0.00	0.00
Vendor - 1466 STUART C IRBY CO									
1466 STUART C IRBY CO Ref: BRACKET 3 PH RISER POLE 48"	10/21/2025	S014373605.001	CHK	10/21/2025			3,150.00		
Totals For Vendor - 1466 - STUART C IRBY CO					0.00	0.00	3,150.00	0.00	0.00
Vendor - 1469 SUPERIOR CHEMICAL CORP									
1469 SUPERIOR CHEMICAL CORP Ref: DAZZLE CAR WASH	10/21/2025	424082	CHK	10/21/2025			138.66		
1469 SUPERIOR CHEMICAL CORP Ref: ALIVE LIQUID BACTERIA DRAIN CLEANER	10/21/2025	424498	CHK	10/21/2025			144.48		
1469 SUPERIOR CHEMICAL CORP Ref: TABLE TOP CLEANER	10/21/2025	425117	CHK	10/21/2025			69.00		
1469 SUPERIOR CHEMICAL CORP Ref: KLEENLINE ANTIBACTERIAL SOAP-DERMA FOAM	10/21/2025	425310	CHK	10/21/2025			107.56		
1469 SUPERIOR CHEMICAL CORP	10/21/2025	426950	CHK	10/21/2025			320.70		

10/17/2025 11:13:27 am

**ACCOUNTS PAYABLE
CASH COMMITMENT**

Page: 20

Beginning Date: 09/17/2025

Vendor Name	Due Date	Invoice	Pmt Type	Scheduled Pmt Date	Misc Credit	Due In Days				
						30 Or Less	31 - 60	61 - 90	91+	
Ref: TEF-LUBE PENETRANT										
Totals For Vendor - 1469 - SUPERIOR CHEMICAL CORP						0.00	0.00	780.40	0.00	0.00
Vendor - 1479 TELEVISION WISCONSIN INC										
1479 TELEVISION WISCONSIN INC	10/21/2025	SEP-25	CHK	10/21/2025			8,716.50			
Ref: RETRANSMISSION OF WISC-TV 09/2025										
Totals For Vendor - 1479 - TELEVISION WISCONSIN INC						0.00	0.00	8,716.50	0.00	0.00
Vendor - 9999 THIELEN, ADAM										
9999 THIELEN, ADAM	10/21/2025	000042703/020407	CHK	10/21/2025			60.04			
Ref: ACCT#42703 ELEC/WATER REFUND										
Totals For Vendor - 9999 - THIELEN, ADAM						0.00	0.00	60.04	0.00	0.00
Vendor - 9999 THOMPSON, JASON										
9999 THOMPSON, JASON	10/21/2025	000447409/024622	CHK	10/21/2025			162.70			
Ref: ACCT#447409 ELEC/WATER REFUND										
Totals For Vendor - 9999 - THOMPSON, JASON						0.00	0.00	162.70	0.00	0.00
Vendor - 2403 TJ-H2B ANALYTICAL SERVICES USA LLC										
2403 TJ-H2B ANALYTICAL SERVICES U	10/21/2025	INV13986	CHK	10/21/2025			142.00			
Ref: IND PORT SUB BAY 2 OIL SAMPLE										
Totals For Vendor - 2403 - TJ-H2B ANALYTICAL SERVICES USA L						0.00	0.00	142.00	0.00	0.00
Vendor - 1490 TJ'S PLUMBING & WATER SERV INC										
1490 TJ'S PLUMBING & WATER SERV I	10/21/2025	1846	CHK	10/21/2025			1,515.00			
Ref: CROSS-CONNECTION INSPECTIONS/BIENNIAL CC										
Totals For Vendor - 1490 - TJ'S PLUMBING & WATER SERV INC						0.00	0.00	1,515.00	0.00	0.00
Vendor - 1496 TRANSACTION NETWORK SERV. INC										
1496 TRANSACTION NETWORK SERV. I	10/21/2025	C01_202518862	CHK	10/21/2025			100.00			
Ref: 800 DATABASE SERVICES 10/2025										

10/17/2025 11:13:27 am

**ACCOUNTS PAYABLE
CASH COMMITMENT**

Page: 21

Beginning Date: 09/17/2025

Vendor Name	Due Date	Invoice	Pmt Type	Scheduled Pmt Date	Misc Credit	Due In Days			
						30 Or Less	31 - 60	61 - 90	91+
Totals For Vendor - 1496 - TRANSACTION NETWORK SERV. INC					0.00	0.00	100.00	0.00	0.00
Vendor - 1510 UPS SUPPLY CHAIN SOLUTIONS									
1510 UPS SUPPLY CHAIN SOLUTIONS	10/21/2025	0000E8W391395	DD	10/21/2025			12.67		
Ref: UPS GROUND									
1510 UPS SUPPLY CHAIN SOLUTIONS	10/21/2025	0000E8W391405	DD	10/21/2025			100.51		
Totals For Vendor - 1510 - UPS SUPPLY CHAIN SOLUTIONS					0.00	0.00	113.18	0.00	0.00
Vendor - 1519 VANNGUARD UTILITY PARTNERS									
1519 VANNGUARD UTILITY PARTNERS	10/21/2025	10877	CHK	10/21/2025			10,829.10		
Ref: RURAL LOCATES FOR COMMUNICATION SERVICES									
Totals For Vendor - 1519 - VANNGUARD UTILITY PARTNERS					0.00	0.00	10,829.10	0.00	0.00
Vendor - 2011 VERMEER WISCONSIN INC									
2011 VERMEER WISCONSIN INC	10/21/2025	40057914	CHK	10/21/2025			318.09		
Ref: REPAIR CONTROLLER VERIFIER G3 TRANSMITTR									
Totals For Vendor - 2011 - VERMEER WISCONSIN INC					0.00	0.00	318.09	0.00	0.00
Vendor - 1524 VIERBICHER ASSOCIATES INC									
1524 VIERBICHER ASSOCIATES INC	10/21/2025	230359-00046	CHK	10/21/2025			6,269.20		
Ref: PROF SERV-MILEAGE									
1524 VIERBICHER ASSOCIATES INC	10/21/2025	230359-00047	CHK	10/21/2025			28,525.40		
Ref: ROW AUTH/EASEMENTS/PERMITS-IOWA									
1524 VIERBICHER ASSOCIATES INC	10/21/2025	230359-00048	CHK	10/21/2025			54,641.50		
Ref: ROW AUTH/EASEMENTS/PERMITS-WITWEN									
1524 VIERBICHER ASSOCIATES INC	10/21/2025	230359-00049	CHK	10/21/2025			52,296.50		
Ref: PERMITS/ROW AUTH/EASEMENTS/PERMITS-HH									
Totals For Vendor - 1524 - VIERBICHER ASSOCIATES INC					0.00	0.00	141,732.60	0.00	0.00
Vendor - 1525 VIKING EXPRESS MART									

10/17/2025 11:13:27 am

**ACCOUNTS PAYABLE
CASH COMMITMENT**

Page: 22

Beginning Date: 09/17/2025

Vendor Name	Due Date	Invoice	Pmt Type	Scheduled Pmt Date	Misc Credit	Due In Days			
						30 Or Less	31 - 60	61 - 90	91+
1525 VIKING EXPRESS MART Ref: FUEL	10/21/2025	64675 09/2025	CHK	10/21/2025			617.85		
1525 VIKING EXPRESS MART	10/21/2025	64676 09/2025	CHK	10/21/2025			1,077.89		
1525 VIKING EXPRESS MART	10/21/2025	64677 09/2025	CHK	10/21/2025			6,186.19		
Totals For Vendor - 1525 - VIKING EXPRESS MART					0.00	0.00	7,881.93	0.00	0.00
Vendor - 1526 VIKING VILLAGE FOODS									
1526 VIKING VILLAGE FOODS Ref: BREAK ROOM SUPPLIES	10/21/2025	00057322	CHK	10/21/2025			32.69		
Totals For Vendor - 1526 - VIKING VILLAGE FOODS					0.00	0.00	32.69	0.00	0.00
Vendor - 2072 VILLAGE OF LAKE DELTON									
2072 VILLAGE OF LAKE DELTON Ref: FRANCHISE FEES JULY-SEPT 2025	10/21/2025	3RD QTR 2025	CHK	10/21/2025			676.71		
Totals For Vendor - 2072 - VILLAGE OF LAKE DELTON					0.00	0.00	676.71	0.00	0.00
Vendor - 1542 WESCO RECEIVABLES CORP									
1542 WESCO RECEIVABLES CORP Ref: MILBANK M5-144 DISCONNECT SLEEVES	10/21/2025	609326	CHK	10/21/2025			311.46		
1542 WESCO RECEIVABLES CORP Ref: ARTECHE VRL-17 OUTDOOR VOLTAGE TRANSFRMR	10/21/2025	611579	CHK	10/21/2025			14,320.17		
Totals For Vendor - 1542 - WESCO RECEIVABLES CORP					0.00	0.00	14,631.63	0.00	0.00
Vendor - 9999 WHITAKER, JESSICA									
9999 WHITAKER, JESSICA Ref: ACCT#710050 ELEC/WATER REFUND	10/21/2025	000710050/022215	CHK	10/21/2025			21.49		
Totals For Vendor - 9999 - WHITAKER, JESSICA					0.00	0.00	21.49	0.00	0.00
Vendor - 1565 WI STATE LABORATORY OF HYGIENE									

10/17/2025 11:13:27 am

**ACCOUNTS PAYABLE
CASH COMMITMENT**

Page: 23

Beginning Date: 09/17/2025

Vendor Name	Due Date	Invoice	Pmt Type	Scheduled Pmt Date	Misc Credit	Due In Days				
						30 Or Less	31 - 60	61 - 90	91+	
1565 WI STATE LABORATORY OF HYGI	10/21/2025	821731-1	CHK	10/21/2025			31.00			
Ref: FLUORIDE TESTING										
Totals For Vendor - 1565 - WI STATE LABORATORY OF HYGIENE						0.00	0.00	31.00	0.00	0.00
Vendor - 1554 WIN TECHNOLOGY										
1554 WIN TECHNOLOGY	10/21/2025	CI-201802	CHK	10/21/2025			9,152.85			
Ref: ETHERNET CIRCUIT LEASES 11/2025										
Totals For Vendor - 1554 - WIN TECHNOLOGY						0.00	0.00	9,152.85	0.00	0.00
Vendor - 2125 WISCONSIN & SOUTHERN RAILROAD										
2125 WISCONSIN & SOUTHERN RAILR	10/21/2025	MMW25-0052	CHK	10/21/2025			500.00			
Ref: UTILITY PERMIT-U/G FREEDOM										
Totals For Vendor - 2125 - WISCONSIN & SOUTHERN RAILROAD						0.00	0.00	500.00	0.00	0.00
Vendor - 1577 ZOBEL & SONS, INC.										
1577 ZOBEL & SONS, INC.	10/21/2025	59762	CHK	10/21/2025			2,966.90			
Ref: EXCAVATOR/DUMP TRK/SAND FILL/GRAVEL										
1577 ZOBEL & SONS, INC.	10/21/2025	59763	CHK	10/21/2025			4,176.83			
Ref: EXCAVATOR/SKIDSTEER/DUMP TRK/SAND/STONE										
Totals For Vendor - 1577 - ZOBEL & SONS, INC.						0.00	0.00	7,143.73	0.00	0.00
Grand Total: (203)						\$ -16,212.20	\$ 287.64	\$ 2,159,824.06	\$ 0.00	\$ 0.00
Check: (196)						-16,212.20	287.64	2,145,509.87	0.00	0.00
Direct Deposit: (7)						0.00	0.00	14,314.19	0.00	0.00
Payment Type Totals:						-16,212.20	287.64	2,159,824.06	0.00	0.00

**Check Register & Cash Commitment Summary
October 2025**

\$	3,021,021.25	Total Paid From Check Register Report
\$	(2,192,079.11)	Less Already Approved WPPI Power Bill Pymt From Prior Meeting
\$	192,892.02	Net Payroll/Labor Totals
\$	1,021,834.16	TOTAL PAID BEFORE MEETING
\$	2,160,111.70	Total Unpaid from Cash Commitment Report
\$	(16,212.20)	Misc Vendor Credits
\$	5,625.00	Wire to Associated Trust for Water Bond Interest Pymt due on 10-28
\$	1,739,470.61	Wire to WPPI-Power bill payment due on 10-28
\$	3,888,995.11	TOTAL UNPAID BEFORE MEETING
\$	4,910,829.27	GRAND TOTAL

ELECTRIC DEPARTMENT REPORT
Dennis Horkan, Electric Supervisor
October 20, 2025

Electric Department Update:

- All of our wholesale metering materials are on order. The metering work will start soon and will be completed by January.
- The Courtyards has added 50 new lots and we now have electric infrastructure built out to all of them. We will add the services as they add homes.
- Open concentric primary cable that was in our system was aged and prone to faults. We now have it completely removed from our system.
- We are still changing out poles as time allows.
- We met with Grede last Thursday to discuss the grant for upgrading the Furnace Substation.
- We have installed 6 new electric meters since our September meeting.

STAFF REPORT

AGENDA ITEM: 11b

To: Utility Commission

Prepared By: Brett Schuppner/Sally Turpin

Date of Meeting: October 20, 2025

Subject: Reconsider United Methodist Church Energy Efficiency Grant Award

Background:

At the August Commission meeting, the Commission approved three Non-Profit Energy Efficiency Grants. One was to the Reedsburg United Methodist Church in the amount of \$2,000.00 based on a total project cost estimate of \$38,385. Attached is their grant application for your reference.

They submitted documentation for a different air conditioning system than what was proposed in their application. This system cost was \$4998.00. Attached is the invoice for this mini-split AC system.

For your reference, here are the original application amounts and what was awarded at the August meeting.

1. St John's Church applied for \$2500 to upgrade their air conditioning units. Total project cost of \$80,000. Grant amount awarded \$2,500.
2. Reedsburg United Methodist Church applied for \$2500 to upgrade their kitchen appliances and their air conditioning system. Total project cost of \$38,385. Grant amount awarded \$2,000.
3. Sacred Heart School applied for \$2500 to upgrade the booster heater in their kitchen. Total project cost of \$3,000. Grant amount awarded \$500.

Recommendation:

Since Reedsburg United Methodist Church's completed project is different than what they applied for, does the Commission want to reconsider the awarded amount?

ENERGY EFFICIENCY GRANTS FOR NON-PROFITS

Helping you help others!



Up to \$2,500 towards the purchase of energy efficient equipment.

Qualifying 501(c)(3) customers are eligible for grants of up to \$2,500 which can be used to purchase new equipment or implement energy efficiency projects. Customers must submit an application form, including a project or equipment quote. All projects must qualify for Focus on Energy rebates to be eligible for a Reedsburg Utility Commission grant. The project application deadline is August 13, 2025.

PROJECT EXAMPLES:



**LED
LIGHTING**



**HVAC
SYSTEMS**



**KITCHEN
EQUIPMENT**

IT'S EASY TO APPLY!

Visit our website or contact Sally Stumpin at stumpin@wpplenergy.org



reedsburgutility.com • (608) 524-4381

At Reedsburg Utility Commission, we join forces with other local, not-for-profit utilities through WPPI Energy to share resources and lower costs.

ENERGY EFFICIENCY GRANTS FOR NON-PROFITS

Name of Organization: Reedsburg United Methodist Church

Application Preparer: Tina Straw - Trustee

Phone number: 269-213-7838 Email address: strawt25@gmail.com

Reedsburg Utility Account Number: Church # 510800 - Parsonage # 526402

Project Description: replacing 15 year old range and dishwasher in our parsonage located
at 1011 6th Street in Reedsburg. Updating replacing industrial air conditioner in our
Sanctuary - 36,687

Total Project Cost: \$ 38,385.⁰⁰ Requested Amount (max \$2,500 per org): 2,500

Other Outside Funding: _____ Outside Funding Source: _____

Statement of Need: SEE ATTACHED

Project Quote Attached

501 (c)(3) Determination Letter Attached

Rules and restrictions:

- Projects must result in electric energy savings.
- Projects must qualify for Focus on Energy incentives.
- Customer must be a qualifying 501(c)(3), and may not be a public school or government facility.
- Applicant must be an electric customer of Reedsburg Utility Commission.
- Applications will be reviewed by Reedsburg Utility and awarded based on need and cost effectiveness. Customers who are willing/able to provide partial project funding will be prioritized.
- Invoices can be submitted to sturpin@wppienergy.org by 12/1/25 for reimbursement.

Statement of Need for Reedsburg United Methodist Church (RUMC):

The church has been hit hard with heating and cooling system break downs this year. In January our three-boiler system quit working. Attempts to repair them failed and it was determined they were beyond repair. The cost to replace them was \$30,000. At the same time it was discovered that our air conditioning units in the Fellowship Hall (cafeteria) had not been working. The units were too outdated and could not be repaired. The replacement cost was \$15,000. We are a small church, one of the first churches built in Reedsburg. We found ourselves facing a huge crisis financially. We were able to apply for two grants through the Methodist Church Foundation for a total of \$10,000. We then began an internal campaign with our membership to solicit funding. Through persistence and generous donations we were able to pay the entire \$45,000. Everyone was relieved that we had reached our goal. We believed that we had addressed all our facility needs.

In June our industrial sized air conditioning unit failed. The unit was leaking freon and could not sufficiently cool the Sanctuary. The unit is too outdated to repair so a complete and more efficient replacement is needed. Removal of the old unit and placement of a new unit will require cranes which drives up the cost. We received three bids ranging from \$36,687 to \$124,000.

Thank goodness we had the foresight to replace the air conditioners in March in our Fellowship Hall as this is where we are currently holding church service. This way we can insure that our congregants will be safe in the extreme heat.

Many congregants are disappointed to be facing another large expense in this year. The \$2,500 Efficiency Grant could be the inspiration and starting point to get us started. It will give us a little hope in securing the funds to replace our air conditioning so we can get back to worshipping in our beautiful sanctuary rather than sitting on metal chairs in our cafeteria.

In our Parsonage we are replacing old appliances with new energy efficient models, as the old appliances are not operating at full capacity.

Thank you for this opportunity.

Pointon

Heating & Air Conditioning, Inc.

PROPOSAL

601 South Boulevard P.O. Box 14
Baraboo, Wisconsin 53913

Phone (608)356-4177
Fax (608)356-2996

To: REEDSBURG UNITED METHODIST
CHURCH

Job Name: SANCTUARY AIR CONDITIONING

Location: 833 3RD ST
REEDSBURG, WI

Phone: 0 Date: 7/2/2025
Proposal Number: 10206

We hereby submit specifications and estimates for:

Installation of a Lennox air conditioning system to replace current outdoor condenser unit and indoor evaporator coil. Project to consist of the following:

*Recover remaining refrigerant in current system
Disconnect condenser unit wiring and piping
Remove and dispose of outdoor condenser unit and indoor evaporator coil*

*Install the following:
Lennox 15 ton condenser unit located where current unit is
Allstyle 15 ton indoor horizontal evaporator coil in same location as current coil
Expansion valves
All copper refrigerant piping as needed
Condensate drain line piping
Refrigerant leak detection system
24 volt control wiring
Treated 4x4's to support outdoor condenser unit
Crane for lifting of units
All metalwork needed to adapt new evaporator coil to existing ductwork
Leak check all refrigerant line connections
Evacuate air from components
Fill system with proper amount of refrigerant
Startup and checkout
All labor to install*

Not included: Fees, permits and high voltage wiring

WE PROPOSE hereby to furnish material and labor-complete in accordance with these specifications, for the sum of


Thirty Six Thousand Six Hundred Eighty Seven Dollars \$ \$36,687.00

Payable as follows

BALANCE UPON BILLING

All material is guaranteed to be as specified. All work to be completed in a workmanlike manner according to standard practices. Any alterations or deviation from above specifications involving extra cost will be executed only upon written orders, and will become an extra charge over and above the estimate. All agreements contingent upon strikes, accidents or delays beyond our control. Owner to carry fire, tornado, and other necessary insurance. Our workers are fully covered by Workmen's Compensation Insurance.

Authorized
Signature



Note: This proposal may be withdrawn by us if not accepted within 45 days.

ACCEPTANCE OF PROPOSAL-The prices, specifications and conditions are satisfactory and are hereby accepted. You authorized to do the work as specified. Payment will be made as outlined above.

Signature: _____ Date: _____



Town and Country TV and Appliance
 2490 Hwy 14 E
 Richland Center, WI
 53581 United States

COPY

Invoice



Order number
Invoiced date

SO-003178
 Jul 31, 2025

Billing Address

Reedsburg United Methodist Church
 1011 6th St
 Reedsburg

Shipping Address

Reedsburg United Methodist Church
 1011 6th St
 Reedsburg

Contact

Tina Straw

Phone

269 213-7838

Sales Rep

Patti Buelo

Sales Location

RB

Product	Quantity	Unit Price	Subtotal
WDT750SAKZ - Large Capacity Dishwasher with 3rd Rack	1 EA	\$799.00	\$799.00
WFES3330RZ - 30-inch Electric Range with Steam Clean	1	\$799.00	\$799.00
Appliance Delivery	1	\$40.00	\$40.00
Dishwasher Installation	1	\$60.00	\$60.00

Remarks

Haul away old

Subtotal \$1,698.00

Total \$1,698.00

Invoice

Pointon Heating and Air Conditioning

Date: 9/2/2025
Invoice No.: 206104

601 South Blvd
P O Box 14
Baraboo, WI 53913-2867
(608) 356-4177 (608) 356-2996 (fax)

Bill to: UNITED METHODIST CHURCH
833 3RD STREET
REEDSBURG, WI 53959

Service at: UNITED METHODIST CHURCH
833 3RD STREET
REEDSBURG, WI 53959

Customer ID: 8146

Description: Work Order 520897 MINI SPLIT

Reference: Work Order 520897

Terms: Net 30

PO Number:

Item	Description	Quantity	Unit Price	Amount
Miscellaneous				
	Progress Billing:100% Complete	1.00	\$0.0000	\$0.00
Miscellaneous Subtotal:				\$0.00
Equipment				
	37MHRAQ18AA3 - MINI SPLIT-37MHRAQ18AA3 MIDEA OUTDOOR Serial #: 0325V21187 Model #: 37MHRAQ18AA3	1.00	\$4,997.0000	\$4,997.00
	45MHHAQ18XC3 - MINI SPLIT-45MHHAQ18XC3 MIDEA INDOOR Serial #: 1125V18113 Model #: 45MHHAQ18XC3	1.00	\$1.0000	\$1.00
Equipment Subtotal:				\$4,998.00

Subtotal:	\$4,998.00
Sales Tax:	\$0.00
Use Tax:	\$0.00
Payments:	\$0.00
Total Due:	Page 81 4,998.00

Thank
You!

Water Department Report

October 20, 2025

Department Tasks:

- Hydrant painting
- Hydrant replacement at Charles St and S Preston Ave
- Hydrant flushing throughout October
- Service maintenance

Leaks:

$\frac{3}{4}$ " Service leak on the 400 block of Ellinwood Ave.

10" valve repair at the Huntington Park Dr and Tivoli Ln intersection.

Project:

The water portion of the Division St Wastewater Transmission Line Project has been completed and is online.