

The regular meeting of the Reedsburg Utility Commission will be held on Monday, May 19, 2025 at 4:00 PM. This meeting will be held at 501 Utility Court, Reedsburg, WI 53959. Meeting facilities are handicap accessible.

AGENDA

1. Roll Call
2. Approve Agenda
3. The Commission will receive information on non-agenda topics brought before the Commission by members of the public. The Commission will not discuss these topics, and will not take action on any of them at this meeting.
4. Employee Service Recognition: Dennis Duren, Electric Line Worker (25 years)
5. Safety – comments, concerns, and training updates
6. Approve Minutes from prior meeting
7. Financial Update
  - a. Treasurer’s and financial compilation reports
  - b. Approve Bills
8. Human Resources Update
  - a. Consider Commercial Driver's License Policy revisions
9. Marketing Update
10. Telecom Department Update
11. Electric Department Update
12. Water Department Update
13. Annual Code of Ethics Review
14. Commission Concerns (No action will be taken on items presented)
15. Adjourn Meeting

**NOTES:**

- A majority of the members of the Common Council may attend this meeting. If a quorum of the Common Council attends this meeting, no action will be taken by the Common Council at this meeting.
- Except as specifically noted on the agenda, the Commission expects that all agenda items will be discussed in open session. However, if during the course of the meeting it becomes apparent that competitive or bargaining reasons require a closed session, or if a closed session is deemed otherwise necessary and appropriate under the law, a member of the Commission may move that an item be discussed in closed session. After a closed session, the Commission may immediately reconvene in open session.
- Some or all voting members may be present via teleconference or video conference.

April 21, 2025

Commission President, Katy Prange, called the regular meeting of the Reedsburg Utility Commission to order on Monday, April 21, 2025 at 3:59 P.M.

**Roll Call of Commissioners Present:**

Katy Prange, President/Citizen Member  
 Jake Kummer, City Council Member  
 Missy Frenz, City Council Member

Amy Reine, Secretary/Citizen Member  
 Mike Glick, Citizen Member

**Others Present:**

Brett Schuppner, General Manager  
 Jon Craker, Water Supervisor  
 Ken Las, Communications Supervisor  
 Adam Favia, Sales & Marketing  
 Numerous RUC Staff

Dennis Horkan, Electric Supervisor  
 Terri Gher, Accounting Manager  
 Jen Powell, Accounting Assistant  
 Chad Lutter, Communication Tech

**Approve Agenda:**

Motion made by Mike Glick, seconded by Amy Reine, to approve the agenda. All Commissioners present voted “aye” (5-0). Motion carried.

**Public Comment:**

None.

**Employee Service Recognition:**

The Commissioners commended Chad Lutter, Communications Technician, for his 5 years of service, and Mike Gargano, Commissioner, for his 9 years of service, to Reedsburg Utility Commission/ LightSpeed and its customers.

**Safety & Training Updates:**

None.

**Approve Minutes:**

Motion made by Mike Glick, seconded by Missy Frenz, to approve the minutes from the prior meetings and place them on file. All Commissioners present voted “aye” (5-0). Motion carried.

**Financial Update:**

- a) Motion made by Mike Glick, seconded by Amy Reine, to approve the treasurer’s report and the financial reports. All Commissioners present voted “aye” (5-0). Motion carried.
- b) Motion made by Amy Reine, seconded by Missy Frenz, to approve: payments paid since the last meeting of \$1,909,362.99; less already approved WPPI power bill payment of (\$1,469,892.63); net payroll/labor totals of \$177,048.02; for a total paid before the meeting of \$616,518.38. Unpaid checks on the Cash Commitment Report for \$766,273.36; wire to ATC

for voluntary additional capital for \$108,942.00; wire to Associated Trust for Water Bond payments for \$76,937.50; wire to WPPI for power bill payment for \$1,492,246.83; total checks unpaid before the meeting of \$2,444,399.69. Total disbursements paid of \$3,060,918.07. Upon roll being called all Commissioners present voted “aye” (5-0). Motion carried.

**Human Resources Update:**

Currently accepting applications and beginning interviews for Fiber Line Workers; extended an offer for a Communications Installer; received resignation notice from a Fiber Line Worker.

**Marketing Update:**

Adam Favia, Sales Representative and Marketing Specialist, reviewed the marketing updates with the Commission.

**Electric Department Update:**

Dennis Horkan, Electric Supervisor, reviewed the electric department updates with the Commission.

**Water Department Update:**

Jon Craker, Water Supervisor, reviewed the water department updates with the Commission.

**Telecom Department:**

- a) Ken Las, Communications Supervisor, reviewed the fiber department updates with the Commission.
- b) Motion by Missy Frenz, seconded by Mike Glick, to approve the purchase of a 2025 Ram 1500 Tradesman Quad Cab 4x4 from Kayser Chrysler Center for purchase price of \$38,212.00 plus title and license. Upon roll being called all Commissioners present voted “aye” (5-0). Motion carried.

**Commission Concerns:**

None.

**Adjourn Meeting:**

Motion made by Mike Glick, seconded by Missy Frenz, to adjourn the meeting at 4:43 P.M. All Commissioners present voted “aye” (5-0). Motion carried.

---

Amy Reine, Commission Secretary

REEDSBURG UTILITY COMMISSION  
TREASURER'S REPORT  
APRIL 2025

BANK ACCOUNTS

|                                | REEDSBURG STATE<br>BANK | COMM 1ST-<br>CKNG   | COMM 1ST-<br>CUST PYMT | COMM 1ST-<br>SWEEP     | COMM 1ST-<br>E/W CC  | COMM 1ST-<br>WEB PYMTS (EBPP) | TOTALS                 |
|--------------------------------|-------------------------|---------------------|------------------------|------------------------|----------------------|-------------------------------|------------------------|
| <b>BEGINNING BOOK BALANCE</b>  | \$ 214,632.26           | \$ 440,434.99       | \$ 3,184,091.76        | \$ 1,503,122.13        | \$ 52,343.01         | \$ 112,203.72                 | \$ 5,506,827.87        |
| <b>Receipts-Book</b>           | \$ 12,049.36            | \$ 928,546.08       | \$ 2,822,713.01        | \$ -                   | \$ 243,136.93        | \$ 340,742.40                 | \$ 4,347,187.78        |
| <b>Interest Earned</b>         | \$ -                    | \$ -                | \$ -                   | \$ 160.61              | \$ -                 | \$ -                          | \$ 160.61              |
| <b>Bond Pymt Transfers</b>     | \$ -                    | \$ -                | \$ (110,064.00)        | \$ -                   | \$ -                 | \$ -                          | \$ (110,064.00)        |
| <b>Wire Transfer-WPPI</b>      | \$ -                    | \$ -                | \$ (1,492,246.83)      | \$ -                   | \$ -                 | \$ -                          | \$ (1,492,246.83)      |
| <b>Disbursements-Book</b>      | \$ (3,472.23)           | \$ (1,313,519.24)   | \$ (863,871.59)        | \$ -                   | \$ (69.65)           | \$ (6,948.53)                 | \$ (2,187,881.24)      |
| <b>Book Adj/Fees</b>           | \$ -                    | \$ -                | \$ -                   | \$ -                   | \$ -                 | \$ -                          | \$ -                   |
| <b>ENDING BOOK BALANCE</b>     | <b>\$ 223,209.39</b>    | <b>\$ 55,461.83</b> | <b>\$ 3,540,622.35</b> | <b>\$ 1,503,282.74</b> | <b>\$ 295,410.29</b> | <b>\$ 445,997.59</b>          | <b>\$ 6,063,984.19</b> |
| <hr/>                          |                         |                     |                        |                        |                      |                               |                        |
| <b>BANK STMT BALANCE</b>       | \$ 223,209.39           | \$ 240,266.32       | \$ 3,540,622.35        | \$ 1,503,282.74        | \$ 295,410.29        | \$ 445,997.59                 | \$ 6,248,788.68        |
| <b>Bank Adj</b>                | \$ -                    | \$ -                | \$ -                   | \$ -                   | \$ -                 | \$ -                          | \$ -                   |
| <b>Outstanding Cks/Dep</b>     | \$ -                    | \$ (184,804.49)     | \$ -                   | \$ -                   | \$ -                 | \$ -                          | \$ (184,804.49)        |
| <b>RECONCILED BOOK BALANCE</b> | <b>\$ 223,209.39</b>    | <b>\$ 55,461.83</b> | <b>\$ 3,540,622.35</b> | <b>\$ 1,503,282.74</b> | <b>\$ 295,410.29</b> | <b>\$ 445,997.59</b>          | <b>\$ 6,063,984.19</b> |

STATE INVESTMENT POOL-LGIP

| ACCOUNT TITLE                | BEGINNING BAL           | WITHDRAWALS | DEPOSITS             | INTEREST            | REF #  | CURRENT BAL.            |
|------------------------------|-------------------------|-------------|----------------------|---------------------|--------|-------------------------|
| <b>General Reserve</b>       | \$ 11,148,533.14        | \$ -        | \$ -                 | \$ 40,216.86        |        | \$ 11,188,750.00        |
| <b>ATC</b>                   | \$ 1,201,007.22         | \$ -        | \$ -                 | \$ 4,332.47         |        | \$ 1,205,339.69         |
| <b>Tele Depreciation</b>     | \$ 507,427.53           | \$ -        | \$ -                 | \$ 1,830.48         |        | \$ 509,258.01           |
| <b>Tele Debt Service</b>     | \$ 637,858.89           | \$ -        | \$ 90,614.00         | \$ 2,627.87         | 809268 | \$ 731,100.76           |
| <b>Electric Depreciation</b> | \$ 632,318.12           | \$ -        | \$ 5,000.00          | \$ 2,299.04         | 809269 | \$ 639,617.16           |
| <b>Water Depreciation</b>    | \$ 770,757.52           | \$ -        | \$ 14,450.00         | \$ 2,832.53         | 809270 | \$ 788,040.05           |
| <b>TOTALS</b>                | <b>\$ 14,897,902.42</b> | <b>\$ -</b> | <b>\$ 110,064.00</b> | <b>\$ 54,139.25</b> |        | <b>\$ 15,062,105.67</b> |

Interest Rate on LGIP 4.39%  
Prior Month was 4.39%

REEDSBURG UTILITY COMMISSION  
 TREASURER'S REPORT  
 APRIL 2025

| ACCOUNT TITLE/TYPE   | BEGINNING BAL        | WITHDRAWALS            | DEPOSITS            | INTEREST PD      | CURRENT BALANCE      |
|--|----------------------|------------------------|---------------------|------------------|----------------------|
| <b>Water MRB Reserve</b><br>Plus Money Market                  | \$ 109,720.33        | \$ -                   | \$ -                | \$ 27.06         | \$ 109,747.39        |
| <b>Water MRB Principal &amp; Int</b><br>Municipal Money Market | \$ 194,271.81        | \$ (101,750.65)        | \$ 6,984.00         | \$ 74.72         | \$ 99,579.88         |
| <b>Water Impact Fees</b><br>Municipal Money Market             | \$ 302,552.34        | \$ -                   | \$ 6,306.00         | \$ 186.64        | \$ 309,044.98        |
| <b>ATC Account</b><br>Municipal Money Market                   | \$ 359,588.62        | \$ (108,942.00)        | \$ 62,202.00        | \$ 216.22        | \$ 313,064.84        |
|  | <b>\$ 966,133.10</b> | <b>\$ (210,692.65)</b> | <b>\$ 75,492.00</b> | <b>\$ 504.64</b> | <b>\$ 831,437.09</b> |

**Temporary Cash Investments - LGIP GENERAL RESERVE 01  
2024**

| <b>DATE:</b>                      | <b>INT RATE</b> | <b>INT PAID</b> | <b>DEPOSITS</b> | <b>WITHDRAWALS</b> | <b>CONF #</b> | <b>BALANCE</b>   |
|-----------------------------------|-----------------|-----------------|-----------------|--------------------|---------------|------------------|
| <b>Balance from previous year</b> |                 |                 |                 |                    |               | \$ 8,553,327.69  |
| <b>January</b>                    | 5.39%           | \$ 39,055.79    |                 |                    |               | \$ 8,592,383.48  |
| <b>February</b>                   | 5.39%           | \$ 36,669.63    |                 |                    |               | \$ 8,629,053.11  |
| <b>March</b>                      | 5.40%           | \$ 39,433.86    |                 |                    |               | \$ 8,668,486.97  |
| <b>April</b>                      | 5.38%           | \$ 38,191.75    |                 |                    |               | \$ 8,706,678.72  |
| <b>May</b>                        | 5.38%           | \$ 39,653.58    |                 |                    |               | \$ 8,746,332.30  |
| <b>June</b>                       | 5.42%           | \$ 38,880.75    |                 |                    |               | \$ 8,785,213.05  |
| <b>July</b>                       | 5.42%           | \$ 40,315.69    |                 |                    |               | \$ 8,825,528.74  |
| <b>August</b>                     | 5.41%           | \$ 40,466.09    |                 |                    |               | \$ 8,865,994.83  |
| <b>September</b>                  | 5.23%           | \$ 38,024.77    |                 |                    |               | \$ 8,904,019.60  |
| <b>October</b>                    | 4.93%           | \$ 40,310.60    | \$1,000,000.00  |                    | 800524        | \$ 9,944,330.20  |
| <b>November</b>                   | 4.72%           | \$ 41,451.15    | \$1,000,000.00  |                    | 801977        | \$ 10,985,781.35 |
| <b>December</b>                   | 4.61%           | \$ 42,855.06    |                 |                    |               | \$ 11,028,636.41 |
| <b>TOTAL</b>                      |                 | \$ 475,308.72   | \$2,000,000.00  |                    |               |                  |

**Temporary Cash Investments - LGIP GENERAL RESERVE 01  
2025**

| <b>DATE:</b>                      | <b>INT RATE</b> | <b>INT PAID</b> | <b>DEPOSITS</b> | <b>WITHDRAWALS</b> | <b>CONF #</b> | <b>BALANCE</b>   |
|-----------------------------------|-----------------|-----------------|-----------------|--------------------|---------------|------------------|
| <b>Balance from previous year</b> |                 |                 |                 |                    |               | \$ 11,028,636.41 |
| <b>January</b>                    | 4.39%           | \$ 41,093.58    |                 |                    |               | \$ 11,069,729.99 |
| <b>February</b>                   | 4.40%           | \$ 37,401.43    |                 |                    |               | \$ 11,107,131.42 |
| <b>March</b>                      | 4.39%           | \$ 41,401.72    |                 |                    |               | \$ 11,148,533.14 |
| <b>April</b>                      | 4.39%           | \$ 40,216.86    |                 |                    |               | \$ 11,188,750.00 |
| <b>May</b>                        |                 |                 |                 |                    |               |                  |
| <b>June</b>                       |                 |                 |                 |                    |               |                  |
| <b>July</b>                       |                 |                 |                 |                    |               |                  |
| <b>August</b>                     |                 |                 |                 |                    |               |                  |
| <b>September</b>                  |                 |                 |                 |                    |               |                  |
| <b>October</b>                    |                 |                 |                 |                    |               |                  |
| <b>November</b>                   |                 |                 |                 |                    |               |                  |
| <b>December</b>                   |                 |                 |                 |                    |               |                  |
| <b>TOTAL</b>                      |                 | \$ 160,113.59   | \$0.00          |                    |               |                  |

**Temporary Cash Investments - LGIP ATC 02  
2024**

| <b>DATE:</b>                      | <b>INT RATE</b> | <b>INT PAID</b> | <b>DEPOSITS</b> | <b>WITHDRAWALS</b> | <b>CONF #</b> | <b>BALANCE</b>  |
|-----------------------------------|-----------------|-----------------|-----------------|--------------------|---------------|-----------------|
| <b>Balance from previous year</b> |                 |                 |                 |                    |               | \$ 632,154.48   |
| <b>January</b>                    | 5.39%           | \$ 2,886.51     |                 |                    |               | \$ 635,040.99   |
| <b>February</b>                   | 5.39%           | \$ 2,710.16     |                 |                    |               | \$ 637,751.15   |
| <b>March</b>                      | 5.40%           | \$ 5,199.40     | \$ 500,000.00   |                    | 790161        | \$ 1,142,950.55 |
| <b>April</b>                      | 5.38%           | \$ 5,035.63     |                 |                    |               | \$ 1,147,986.18 |
| <b>May</b>                        | 5.38%           | \$ 5,228.37     |                 |                    |               | \$ 1,153,214.55 |
| <b>June</b>                       | 5.42%           | \$ 5,126.47     |                 |                    |               | \$ 1,158,341.02 |
| <b>July</b>                       | 5.42%           | \$ 5,315.67     |                 |                    |               | \$ 1,163,656.69 |
| <b>August</b>                     | 5.41%           | \$ 5,335.50     |                 |                    |               | \$ 1,168,992.19 |
| <b>September</b>                  | 5.23%           | \$ 5,013.61     |                 |                    |               | \$ 1,174,005.80 |
| <b>October</b>                    | 4.93%           | \$ 4,906.19     |                 |                    |               | \$ 1,178,911.99 |
| <b>November</b>                   | 4.72%           | \$ 4,562.34     |                 |                    |               | \$ 1,183,474.33 |
| <b>December</b>                   | 4.61%           | \$ 4,616.68     |                 |                    |               | \$ 1,188,091.01 |
| <b>TOTAL</b>                      |                 | \$ 55,936.53    | \$ 500,000.00   | \$ -               |               |                 |

**Temporary Cash Investments - LGIP ATC 02  
2025**

| <b>DATE:</b>                      | <b>INT RATE</b> | <b>INT PAID</b> | <b>DEPOSITS</b> | <b>WITHDRAWALS</b> | <b>CONF #</b> | <b>BALANCE</b>  |
|-----------------------------------|-----------------|-----------------|-----------------|--------------------|---------------|-----------------|
| <b>Balance from previous year</b> |                 |                 |                 |                    |               | \$ 1,188,091.01 |
| <b>January</b>                    | 4.39%           | \$ 4,426.92     |                 |                    |               | \$ 1,192,517.93 |
| <b>February</b>                   | 4.40%           | \$ 4,029.17     |                 |                    |               | \$ 1,196,547.10 |
| <b>March</b>                      | 4.39%           | \$ 4,460.12     |                 |                    |               | \$ 1,201,007.22 |
| <b>April</b>                      | 4.39%           | \$ 4,332.47     |                 |                    |               | \$ 1,205,339.69 |
| <b>May</b>                        |                 |                 |                 |                    |               |                 |
| <b>June</b>                       |                 |                 |                 |                    |               |                 |
| <b>July</b>                       |                 |                 |                 |                    |               |                 |
| <b>August</b>                     |                 |                 |                 |                    |               |                 |
| <b>September</b>                  |                 |                 |                 |                    |               |                 |
| <b>October</b>                    |                 |                 |                 |                    |               |                 |
| <b>November</b>                   |                 |                 |                 |                    |               |                 |
| <b>December</b>                   |                 |                 |                 |                    |               |                 |
| <b>TOTAL</b>                      |                 | \$ 17,248.68    | \$ -            | \$ -               |               |                 |

**Temporary Cash Investments - LGIP Telecommunications Depreciation 03  
2024**

| <b>DATE:</b>                      | <b>INT RATE</b> | <b>INT PAID</b> | <b>DEPOSITS</b> | <b>WITHDRAWALS</b> | <b>CONF #</b> | <b>BALANCE</b> |
|-----------------------------------|-----------------|-----------------|-----------------|--------------------|---------------|----------------|
| <b>Balance from previous year</b> |                 |                 |                 |                    |               | \$ 581,914.89  |
| <b>January</b>                    | 5.39%           | \$ 2,657.11     |                 |                    |               | \$ 584,572.00  |
| <b>February</b>                   | 5.39%           | \$ 2,494.77     |                 |                    |               | \$ 587,066.77  |
| <b>March</b>                      | 5.40%           | \$ 2,682.83     |                 |                    |               | \$ 589,749.60  |
| <b>April</b>                      | 5.38%           | \$ 2,598.33     |                 |                    |               | \$ 592,347.93  |
| <b>May</b>                        | 5.38%           | \$ 2,697.78     |                 |                    |               | \$ 595,045.71  |
| <b>June</b>                       | 5.42%           | \$ 2,645.20     |                 |                    |               | \$ 597,690.91  |
| <b>July</b>                       | 5.42%           | \$ 2,742.83     |                 |                    |               | \$ 600,433.74  |
| <b>August</b>                     | 5.41%           | \$ 2,574.80     |                 | \$ 100,433.74      | 798090        | \$ 502,574.80  |
| <b>September</b>                  | 5.23%           | \$ 2,155.46     |                 |                    |               | \$ 504,730.26  |
| <b>October</b>                    | 4.93%           | \$ 2,109.28     |                 |                    |               | \$ 506,839.54  |
| <b>November</b>                   | 4.72%           | \$ 1,961.45     |                 |                    |               | \$ 508,800.99  |
| <b>December</b>                   | 4.61%           | \$ 1,970.41     |                 | \$ 8,800.99        | 804042        | \$ 501,970.41  |
| <b>TOTAL</b>                      |                 | \$ 29,290.25    | \$ -            | \$ 109,234.73      |               |                |

**Temporary Cash Investments - LGIP Telecommunications Depreciation 03  
2025**

| <b>DATE:</b>                      | <b>INT RATE</b> | <b>INT PAID</b> | <b>DEPOSITS</b> | <b>WITHDRAWALS</b> | <b>CONF #</b> | <b>BALANCE</b> |
|-----------------------------------|-----------------|-----------------|-----------------|--------------------|---------------|----------------|
| <b>Balance from previous year</b> |                 |                 |                 |                    |               | \$ 501,970.41  |
| <b>January</b>                    | 4.39%           | \$ 1,870.38     |                 |                    |               | \$ 503,840.79  |
| <b>February</b>                   | 4.40%           | \$ 1,702.33     |                 |                    |               | \$ 505,543.12  |
| <b>March</b>                      | 4.39%           | \$ 1,884.41     |                 |                    |               | \$ 507,427.53  |
| <b>April</b>                      | 4.39%           | \$ 1,830.48     |                 |                    |               | \$ 509,258.01  |
| <b>May</b>                        |                 |                 |                 |                    |               |                |
| <b>June</b>                       |                 |                 |                 |                    |               |                |
| <b>July</b>                       |                 |                 |                 |                    |               |                |
| <b>August</b>                     |                 |                 |                 |                    |               |                |
| <b>September</b>                  |                 |                 |                 |                    |               |                |
| <b>October</b>                    |                 |                 |                 |                    |               |                |
| <b>November</b>                   |                 |                 |                 |                    |               |                |
| <b>December</b>                   |                 |                 |                 |                    |               |                |
| <b>TOTAL</b>                      |                 | \$ 7,287.60     | \$ -            | \$ -               |               |                |

**Temporary Cash Investments - LGIP Telecommunications Debt Service 04  
2024**

| <b>DATE:</b>                      | <b>INT RATE</b> | <b>INT PAID</b> | <b>DEPOSITS</b> | <b>WITHDRAWALS</b> | <b>CONF #</b> | <b>BALANCE</b>  |
|-----------------------------------|-----------------|-----------------|-----------------|--------------------|---------------|-----------------|
| <b>Balance from previous year</b> |                 |                 |                 |                    |               | \$ 1,259,980.12 |
| <b>January</b>                    | 5.39%           | \$ 6,073.98     | \$ 90,725.00    |                    | 787453        | \$ 1,356,779.10 |
| <b>February</b>                   | 5.39%           | \$ 5,198.03     | \$ 90,725.00    | \$ 950,818.75      | 788728/789763 | \$ 501,883.38   |
| <b>March</b>                      | 5.40%           | \$ 2,708.16     | \$ 90,725.00    |                    | 790162        | \$ 595,316.54   |
| <b>April</b>                      | 5.38%           | \$ 3,022.57     | \$ 90,725.00    |                    | 791435        | \$ 689,064.11   |
| <b>May</b>                        | 5.38%           | \$ 3,551.46     | \$ 90,725.00    |                    | 792957        | \$ 783,340.57   |
| <b>June</b>                       | 5.42%           | \$ 3,858.66     | \$ 90,725.00    |                    | 794342        | \$ 877,924.23   |
| <b>July</b>                       | 5.42%           | \$ 4,445.17     | \$ 90,725.00    |                    | 794342        | \$ 973,094.40   |
| <b>August</b>                     | 5.41%           | \$ 4,775.79     | \$ 90,725.00    | \$ 137,851.25      | 797152/798439 | \$ 930,743.94   |
| <b>September</b>                  | 5.23%           | \$ 4,354.97     | \$ 90,725.00    |                    | 798716        | \$ 1,025,823.91 |
| <b>October</b>                    | 4.93%           | \$ 4,666.08     | \$ 90,725.00    |                    | 800118        | \$ 1,121,214.99 |
| <b>November</b>                   | 4.72%           | \$ 4,690.16     | \$ 90,725.00    |                    | 801666        | \$ 1,216,630.15 |
| <b>December</b>                   | 4.61%           | \$ 5,088.52     | \$ 90,725.00    |                    | 803080        | \$ 1,312,443.67 |
| <b>TOTAL</b>                      |                 | \$ 52,433.55    | \$ 1,088,700.00 | \$ 1,088,670.00    |               |                 |

**Temporary Cash Investments - LGIP Telecommunications Debt Service 04  
2025**

| <b>DATE:</b>                      | <b>INT RATE</b> | <b>INT PAID</b> | <b>DEPOSITS</b> | <b>WITHDRAWALS</b> | <b>CONF #</b> | <b>BALANCE</b>  |
|-----------------------------------|-----------------|-----------------|-----------------|--------------------|---------------|-----------------|
| <b>Balance from previous year</b> |                 |                 |                 |                    |               | \$ 1,312,443.67 |
| <b>January</b>                    | 4.39%           | \$ 5,075.65     | \$ 90,725.00    |                    | 805575        | \$ 1,408,244.32 |
| <b>February</b>                   | 4.40%           | \$ 4,001.75     | \$ 90,503.00    | \$ 957,851.25      | 806407/807273 | \$ 544,897.82   |
| <b>March</b>                      | 4.39%           | \$ 2,347.07     | \$ 90,614.00    |                    | 807901        | \$ 637,858.89   |
| <b>April</b>                      | 4.39%           | \$ 2,627.87     | \$ 90,614.00    |                    | 809268        | \$ 731,100.76   |
| <b>May</b>                        |                 |                 |                 |                    |               |                 |
| <b>June</b>                       |                 |                 |                 |                    |               |                 |
| <b>July</b>                       |                 |                 |                 |                    |               |                 |
| <b>August</b>                     |                 |                 |                 |                    |               |                 |
| <b>September</b>                  |                 |                 |                 |                    |               |                 |
| <b>October</b>                    |                 |                 |                 |                    |               |                 |
| <b>November</b>                   |                 |                 |                 |                    |               |                 |
| <b>December</b>                   |                 |                 |                 |                    |               |                 |
| <b>TOTAL</b>                      |                 | \$ 14,052.34    | \$ 362,456.00   | \$ 957,851.25      |               |                 |

**Temporary Cash Investments - LGIP Electric Depreciation 05  
2024**

| <b>DATE:</b>                      | <b>INT RATE</b> | <b>INT PAID</b> | <b>DEPOSITS</b> | <b>WITHDRAWALS</b> | <b>CONF #</b> | <b>BALANCE</b> |
|-----------------------------------|-----------------|-----------------|-----------------|--------------------|---------------|----------------|
| <b>Balance from previous year</b> |                 |                 |                 |                    |               | \$ 521,032.38  |
| <b>January</b>                    | 5.39%           | \$ 2,396.79     | \$ 5,000.00     |                    | 787454        | \$ 528,429.17  |
| <b>February</b>                   | 5.39%           | \$ 2,276.51     | \$ 5,000.00     |                    | 788729        | \$ 535,705.68  |
| <b>March</b>                      | 5.40%           | \$ 2,470.97     | \$ 5,000.00     |                    | 790163        | \$ 543,176.65  |
| <b>April</b>                      | 5.38%           | \$ 2,415.17     | \$ 5,000.00     |                    | 791436        | \$ 550,591.82  |
| <b>May</b>                        | 5.38%           | \$ 2,530.38     | \$ 5,000.00     |                    | 792958        | \$ 558,122.20  |
| <b>June</b>                       | 5.42%           | \$ 2,501.81     | \$ 5,000.00     |                    | 794343        | \$ 565,624.01  |
| <b>July</b>                       | 5.42%           | \$ 2,618.62     | \$ 5,000.00     |                    | 794343        | \$ 573,242.63  |
| <b>August</b>                     | 5.41%           | \$ 2,651.31     | \$ 5,000.00     |                    | 797153        | \$ 580,893.94  |
| <b>September</b>                  | 5.23%           | \$ 2,511.37     | \$ 5,000.00     |                    | 798717        | \$ 588,405.31  |
| <b>October</b>                    | 4.93%           | \$ 2,479.85     | \$ 5,000.00     |                    | 800119        | \$ 595,885.16  |
| <b>November</b>                   | 4.72%           | \$ 2,325.40     | \$ 5,000.00     |                    | 801667        | \$ 603,210.56  |
| <b>December</b>                   | 4.61%           | \$ 2,371.97     | \$ 5,000.00     |                    | 803081        | \$ 610,582.53  |
| <b>TOTAL</b>                      |                 | \$ 29,550.15    | \$ 60,000.00    | \$ -               |               |                |

**Temporary Cash Investments - LGIP Electric Depreciation 05  
2025**

| <b>DATE:</b>                      | <b>INT RATE</b> | <b>INT PAID</b> | <b>DEPOSITS</b> | <b>WITHDRAWALS</b> | <b>CONF #</b> | <b>BALANCE</b> |
|-----------------------------------|-----------------|-----------------|-----------------|--------------------|---------------|----------------|
| <b>Balance from previous year</b> |                 |                 |                 |                    |               | \$ 610,582.53  |
| <b>January</b>                    | 4.39%           | \$ 2,285.30     | \$ 5,000.00     |                    | 805576        | \$ 617,867.83  |
| <b>February</b>                   | 4.40%           | \$ 2,103.28     | \$ 5,000.00     |                    | 806408        | \$ 624,971.11  |
| <b>March</b>                      | 4.39%           | \$ 2,347.01     | \$ 5,000.00     |                    | 807903        | \$ 632,318.12  |
| <b>April</b>                      | 4.39%           | \$ 2,299.04     | \$ 5,000.00     |                    | 809269        | \$ 639,617.16  |
| <b>May</b>                        |                 |                 |                 |                    |               |                |
| <b>June</b>                       |                 |                 |                 |                    |               |                |
| <b>July</b>                       |                 |                 |                 |                    |               |                |
| <b>August</b>                     |                 |                 |                 |                    |               |                |
| <b>September</b>                  |                 |                 |                 |                    |               |                |
| <b>October</b>                    |                 |                 |                 |                    |               |                |
| <b>November</b>                   |                 |                 |                 |                    |               |                |
| <b>December</b>                   |                 |                 |                 |                    |               |                |
| <b>TOTAL</b>                      |                 | \$ 9,034.63     | \$ 20,000.00    | \$ -               |               |                |

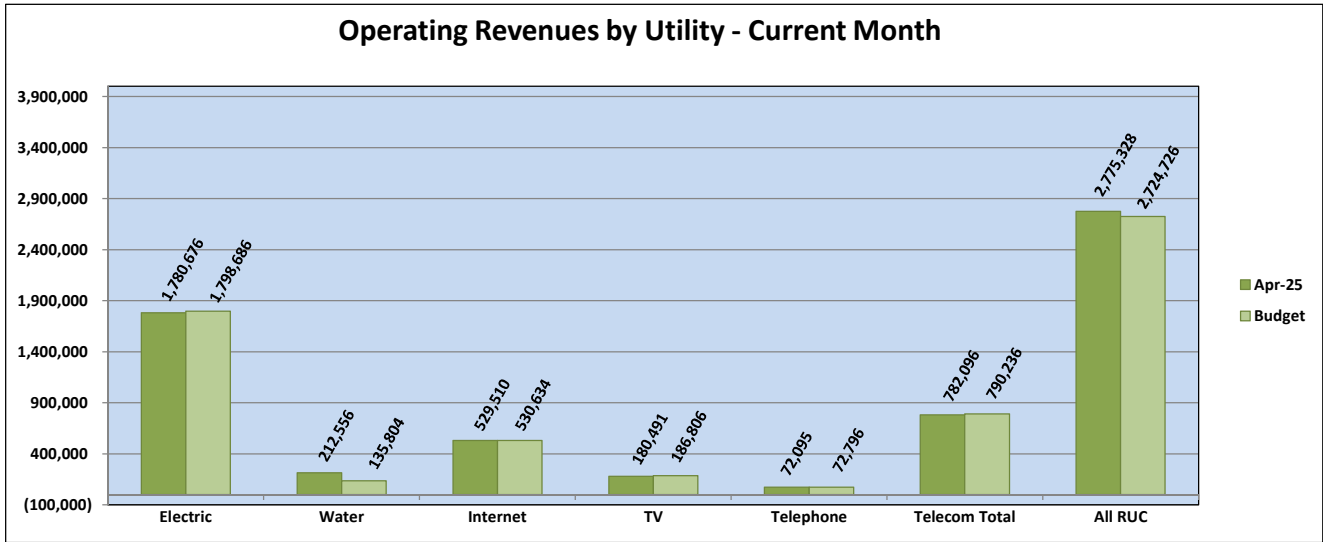
**Temporary Cash Investments - LGIP Water Depreciation 06  
2024**

| <b>DATE:</b>                      | <b>INT RATE</b> | <b>INT PAID</b>     | <b>DEPOSITS</b> | <b>WITHDRAWALS</b> | <b>CONF #</b> | <b>BALANCE</b> |
|-----------------------------------|-----------------|---------------------|-----------------|--------------------|---------------|----------------|
| <b>Balance from previous year</b> |                 |                     |                 |                    |               | \$ 753,539.94  |
| <b>January</b>                    | 5.39%           | \$ 3,491.86         | \$ 14,450.00    |                    | 787455        | \$ 771,481.80  |
| <b>February</b>                   | 5.39%           | \$ 3,354.11         | \$ 14,450.00    |                    | 788730        | \$ 789,285.91  |
| <b>March</b>                      | 5.40%           | \$ 3,672.99         | \$ 14,450.00    |                    | 790164        | \$ 807,408.90  |
| <b>April</b>                      | 5.38%           | \$ 3,620.96         | \$ 14,450.00    |                    | 791437        | \$ 825,479.86  |
| <b>May</b>                        | 5.38%           | \$ 3,825.36         | \$ 14,450.00    |                    | 792959        | \$ 843,755.22  |
| <b>June</b>                       | 5.42%           | \$ 3,810.76         | \$ 14,450.00    |                    | 794344        | \$ 862,015.98  |
| <b>July</b>                       | 5.42%           | \$ 4,022.14         | \$ 14,450.00    |                    | 794344        | \$ 880,488.12  |
| <b>August</b>                     | 5.41%           | \$ 3,662.71         | \$ 14,450.00    | \$ 248,292.50      | 797154/798089 | \$ 650,308.33  |
| <b>September</b>                  | 5.23%           | \$ 2,846.91         | \$ 14,450.00    |                    | 798718        | \$ 667,605.24  |
| <b>October</b>                    | 4.93%           | \$ 2,850.32         | \$ 14,450.00    |                    | 800120        | \$ 684,905.56  |
| <b>November</b>                   | 4.72%           | \$ 2,706.48         | \$ 14,450.00    |                    | 801668        | \$ 702,062.04  |
| <b>December</b>                   | 4.61%           | \$ 2,793.26         | \$ 14,450.00    |                    | 803082        | \$ 719,305.30  |
| <b>TOTAL</b>                      |                 | <u>\$ 40,657.86</u> | \$ 173,400.00   | \$ 248,292.50      |               |                |

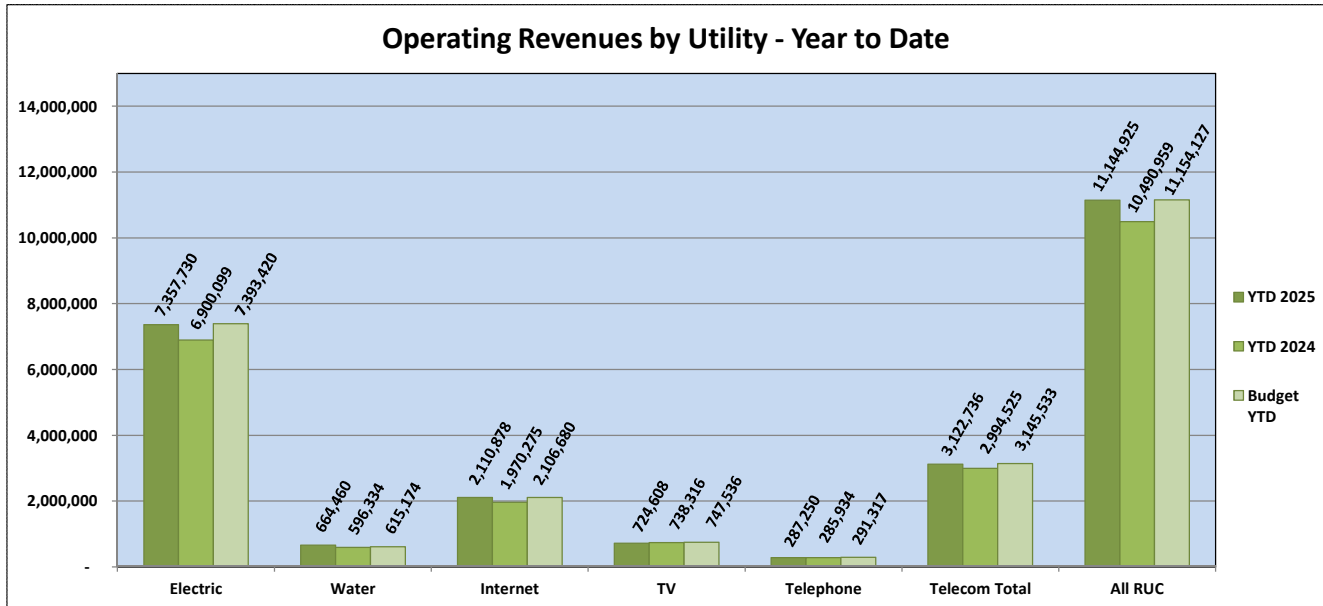
**Temporary Cash Investments - LGIP Water Depreciation 06  
2025**

| <b>DATE:</b>                      | <b>INT RATE</b> | <b>INT PAID</b>     | <b>DEPOSITS</b> | <b>WITHDRAWALS</b> | <b>CONF #</b> | <b>BALANCE</b> |
|-----------------------------------|-----------------|---------------------|-----------------|--------------------|---------------|----------------|
| <b>Balance from previous year</b> |                 |                     |                 |                    |               | \$ 719,305.30  |
| <b>January</b>                    | 4.39%           | \$ 2,709.72         | \$ 14,450.00    |                    | 805577        | \$ 736,465.02  |
| <b>February</b>                   | 4.40%           | \$ 2,533.64         | \$ 14,450.00    |                    | 806409        | \$ 753,448.66  |
| <b>March</b>                      | 4.39%           | \$ 2,858.86         | \$ 14,450.00    |                    | 807904        | \$ 770,757.52  |
| <b>April</b>                      | 4.39%           | \$ 2,832.53         | \$ 14,450.00    |                    | 809270        | \$ 788,040.05  |
| <b>May</b>                        |                 |                     |                 |                    |               |                |
| <b>June</b>                       |                 |                     |                 |                    |               |                |
| <b>July</b>                       |                 |                     |                 |                    |               |                |
| <b>August</b>                     |                 |                     |                 |                    |               |                |
| <b>September</b>                  |                 |                     |                 |                    |               |                |
| <b>October</b>                    |                 |                     |                 |                    |               |                |
| <b>November</b>                   |                 |                     |                 |                    |               |                |
| <b>December</b>                   |                 |                     |                 |                    |               |                |
| <b>TOTAL</b>                      |                 | <u>\$ 10,934.75</u> | \$ 57,800.00    | \$ -               |               |                |

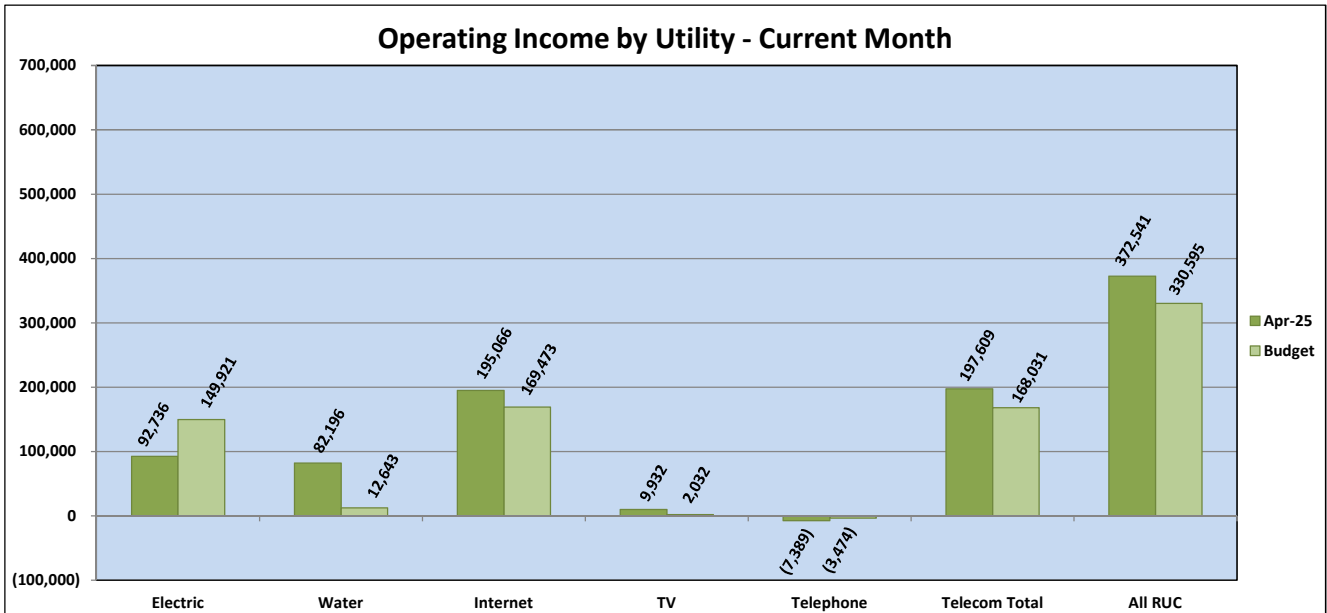
**April 30, 2025**  
Revenues by Utility



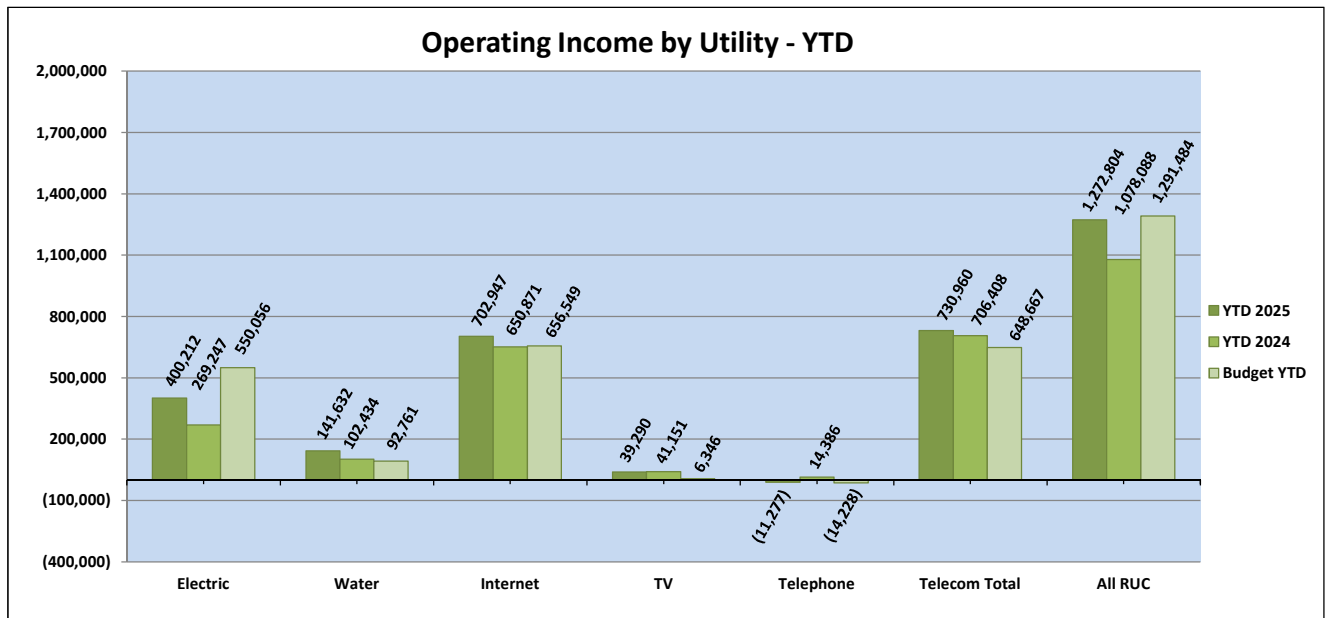
Notes:



April 30, 2025  
 Operating Income by Utility



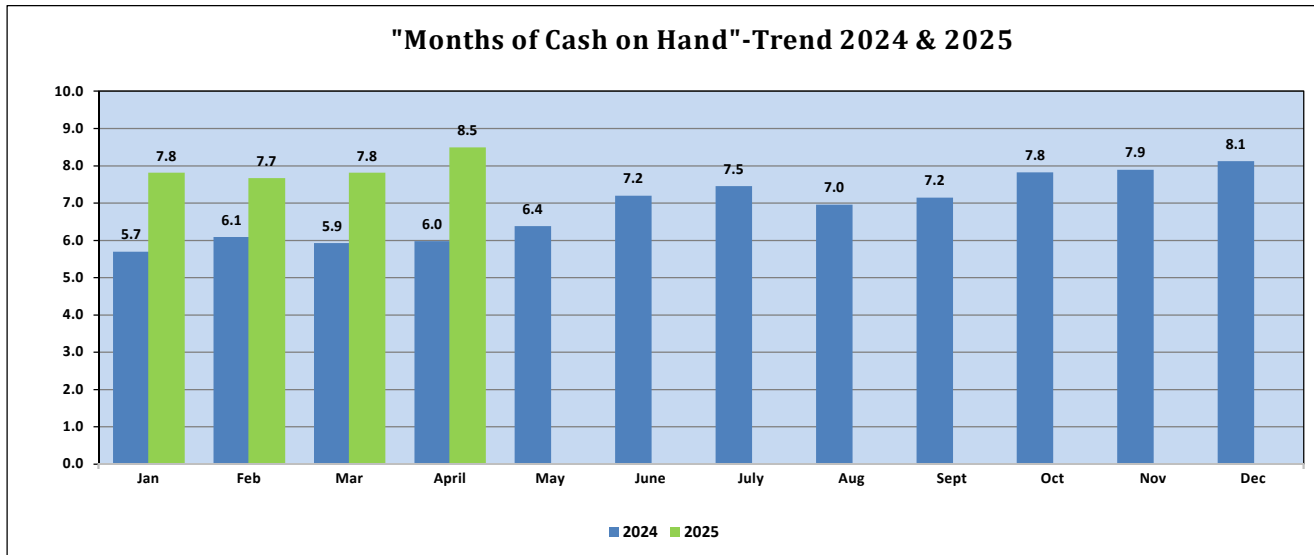
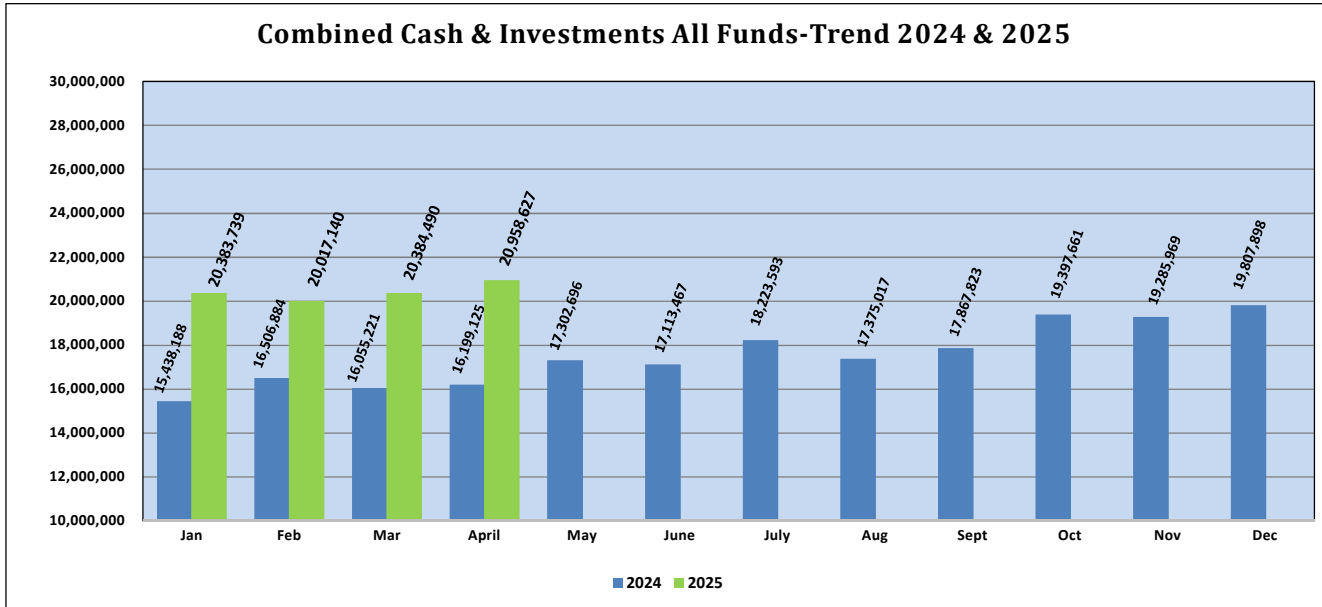
Notes: Water tower rent payment budgeted for March was received in April



Notes:

April 30, 2025

Combined Cash and Investments - All Utilities



Notes: Based on average YTD expenses.

# FINANCIAL STATEMENTS

## April 2025



**REEDSBURG UTILITY COMMISSION  
ELECTRIC & WATER BALANCE SHEETS  
Balance as of Apr 2025**

---

|                                       | YTD             | LYTD            | Change         |
|---------------------------------------|-----------------|-----------------|----------------|
| ASSETS                                |                 |                 |                |
| <b>UTILITY PLANT</b>                  |                 |                 |                |
| Electric Plant                        | 32,889,305.34   | 32,187,832.43   | 701,472.91     |
| Water Plant                           | 20,953,605.11   | 19,009,991.56   | 1,943,613.55   |
| Total Utility Plant                   | 53,842,910.45   | 51,197,823.99   | 2,645,086.46   |
| <b>NON-UTILITY PROPERTY</b>           |                 |                 |                |
| Private Security Lights               | 150,942.41      | 150,942.41      | 0.00           |
| Total Non-Utility Property            | 150,942.41      | 150,942.41      | 0.00           |
| <b>LESS: ACCUMULATED DEPRECIATION</b> |                 |                 |                |
| Electric Plant                        | 20,634,926.60   | 19,993,365.92   | 641,560.68     |
| Water Plant                           | 7,211,283.27    | 6,817,962.09    | 393,321.18     |
| Non-Utility Property                  | 150,942.41      | 150,942.41      | 0.00           |
| Total Accumulated Depreciation        | (27,997,152.28) | (26,962,270.42) | (1,034,881.86) |
| Net Plant                             | 25,996,700.58   | 24,386,495.98   | 1,610,204.60   |
| <b>CONSTRUCTION WORK IN PROGRESS</b>  |                 |                 |                |
| Construction Work in Progress         | 301,234.57      | 249,596.33      | 51,638.24      |
| Completed Construction not Classified | 0.00            | 0.00            | 0.00           |
| Total Construction Work in Progress   | 301,234.57      | 249,596.33      | 51,638.24      |
| <b>OTHER PROPERTY AND INVESTMENTS</b> |                 |                 |                |
| Inv. in American Transmission Co.     | 4,021,304.00    | 3,678,969.00    | 342,335.00     |
| Inv. in Telecommunications            | 2,400,000.00    | 2,400,000.00    | 0.00           |
| Total Other Property and Inv.         | 6,421,304.00    | 6,078,969.00    | 342,335.00     |
| <b>RESTRICTED ASSETS</b>              |                 |                 |                |
| Water Impact Fees                     | 309,044.98      | 205,447.84      | 103,597.14     |
| Bond Funds                            | 209,327.27      | 259,782.69      | (50,455.42)    |
| Total Restricted Assets               | 518,372.25      | 465,230.53      | 53,141.72      |
| <b>CURRENT ASSETS</b>                 |                 |                 |                |
| Cash and Investments                  | 19,598,155.41   | 17,430,599.09   | 2,167,556.32   |
| Cash and Investments-Depreciation     | 1,427,657.21    | 1,376,071.68    | 51,585.53      |
| Customer Account Receivable           | 3,010,110.90    | 2,689,318.25    | 320,792.65     |
| Other Account Receivable              | 455,212.47      | 478,657.64      | (23,445.17)    |
| Receivable from Municipality          | 92,472.67       | 76,369.63       | 16,103.04      |
| Receivable from Sewer Utility         | 211,067.82      | 182,777.51      | 28,290.31      |
| Receivable from Storm Water Utility   | 25,055.99       | 27,056.99       | (2,001.00)     |
| Materials and Supplies                | 806,299.68      | 772,174.05      | 34,125.63      |
| Prepaid Expenses                      | 90,563.34       | 84,549.81       | 6,013.53       |
| Total Current Assets                  | 25,716,595.49   | 23,117,574.65   | 2,599,020.84   |
| <b>DEFERRED DEBITS</b>                |                 |                 |                |
| Unamortized Debt Discount & Exp.      | 0.00            | 0.00            | 0.00           |
| Deferred Charges                      | 0.00            | 0.00            | 0.00           |
| Pension Deferred Debits               | 2,526,771.00    | 3,156,092.00    | (629,321.00)   |
| Total Other Assets                    | 2,526,771.00    | 3,156,092.00    | (629,321.00)   |
| <b>TOTAL ASSETS</b>                   | 61,480,977.89   | 57,453,958.49   | 4,027,019.40   |

**REEDSBURG UTILITY COMMISSION  
ELECTRIC & WATER BALANCE SHEETS  
Balance as of Apr 2025**

-----

EQUITY AND LIABILITIES

|                                     | YTD           | LYTD          | Change       |
|-------------------------------------|---------------|---------------|--------------|
|                                     | -----         | -----         | -----        |
| <b>EQUITY</b>                       |               |               |              |
| Capital paid in by municipality     | 1,742,927.57  | 1,742,927.57  | 0.00         |
| Retained Earnings                   | 53,230,199.62 | 49,056,199.49 | 4,174,000.13 |
|                                     | -----         | -----         | -----        |
| Total Equity                        | 54,973,127.19 | 50,799,127.06 | 4,174,000.13 |
|                                     | -----         | -----         | -----        |
| <b>LONG-TERM LIABILITIES</b>        |               |               |              |
| Revenue Bonds                       | 399,080.86    | 492,263.02    | (93,182.16)  |
|                                     | -----         | -----         | -----        |
| Total Long-Term Liabilities         | 399,080.86    | 492,263.02    | (93,182.16)  |
|                                     | -----         | -----         | -----        |
| <b>CURRENT LIABILITIES</b>          |               |               |              |
| Accounts Payable                    | 1,958,205.23  | 1,753,333.51  | 204,871.72   |
| Customer Deposits                   | 80,688.36     | 85,232.49     | (4,544.13)   |
| Customer Deposits for Construction  | 12,732.95     | 14,796.50     | (2,063.55)   |
| Payable to Sewer Utility            | 777,894.26    | 466,223.70    | 311,670.56   |
| Payable to Storm Water Utility      | 94,616.26     | 92,675.36     | 1,940.90     |
| Payable to Municipality             | 2,490.48      | 2,490.48      | 0.00         |
| Taxes Accrued                       | 233,999.99    | 228,000.00    | 5,999.99     |
| Accrued Benefits                    | 425,512.04    | 711,122.51    | (285,610.47) |
| Accrued Vacation                    | 107,899.00    | 97,801.60     | 10,097.40    |
| Interest Accrued                    | (1,254.61)    | (1,218.74)    | (35.87)      |
|                                     | -----         | -----         | -----        |
| Total Current Liabilities           | 3,692,783.96  | 3,450,457.41  | 242,326.55   |
|                                     | -----         | -----         | -----        |
| <b>DEFERRED CREDITS</b>             |               |               |              |
| Other Deferred Credits              | 455,548.88    | 450,511.00    | 5,037.88     |
| Pension Deferred Credits            | 2,131,113.00  | 2,487,936.00  | (356,823.00) |
| Pension Regulatory Liability        | (170,676.00)  | (226,336.00)  | 55,660.00    |
|                                     | -----         | -----         | -----        |
| Total Other Liabilities             | 2,415,985.88  | 2,712,111.00  | (296,125.12) |
|                                     | -----         | -----         | -----        |
| Total Liabilites                    | 6,507,850.70  | 6,654,831.43  | (146,980.73) |
|                                     | -----         | -----         | -----        |
| <b>TOTAL EQUITY AND LIABILITIES</b> | 61,480,977.89 | 57,453,958.49 | 4,027,019.40 |
|                                     | =====         | =====         | =====        |

REEDSBURG UTILITY COMMISSION  
ELECTRIC & WATER  
STATEMENTS OF INCOME & RETAINED EARNINGS  
Balance as of Apr 2025

|                                       | YTD                       | LYTD                      | Change                   |
|---------------------------------------|---------------------------|---------------------------|--------------------------|
| <hr/>                                 |                           |                           |                          |
| OPERATING REVENUE                     |                           |                           |                          |
| Electric                              | 7,357,729.53              | 6,900,099.47              | 457,630.06               |
| Water                                 | 664,459.68                | 596,334.17                | 68,125.51                |
| Total Operating Revenues              | <hr/> 8,022,189.21        | <hr/> 7,496,433.64        | <hr/> 525,755.57         |
| <hr/>                                 |                           |                           |                          |
| OPERATING EXPENSES                    |                           |                           |                          |
| Electric                              |                           |                           |                          |
| Operation and maintenance             | 6,490,965.54              | 6,167,642.30              | 323,323.24               |
| Depreciation                          | 288,707.66                | 288,109.46                | 598.20                   |
| Taxes                                 | 177,844.44                | 175,100.94                | 2,743.50                 |
| Total                                 | <hr/> 6,957,517.64        | <hr/> 6,630,852.70        | <hr/> 326,664.94         |
| Water                                 |                           |                           |                          |
| Operation and maintenance             | 340,475.22                | 320,888.72                | 19,586.50                |
| Depreciation                          | 85,339.65                 | 80,422.37                 | 4,917.28                 |
| Taxes                                 | 97,012.74                 | 92,589.27                 | 4,423.47                 |
| Total                                 | <hr/> 522,827.61          | <hr/> 493,900.36          | <hr/> 28,927.25          |
| <hr/>                                 |                           |                           |                          |
| OPERATING INCOME                      |                           |                           |                          |
| Electric                              | 400,211.89                | 269,246.77                | 130,965.12               |
| Water                                 | 141,632.07                | 102,433.81                | 39,198.26                |
| Total Operating Income                | <hr/> 541,843.96          | <hr/> 371,680.58          | <hr/> 170,163.38         |
| <hr/>                                 |                           |                           |                          |
| NONOPERATING INCOME (EXPENSES)        |                           |                           |                          |
| Investment income                     | 265,980.56                | 252,863.18                | 13,117.38                |
| CIAC Revenue Accounts                 | 1,024,567.98              | 29,097.95                 | 995,470.03               |
| Interest and amortization expense     | (52,221.96)               | (67,746.32)               | 15,524.36                |
| Other revenue (expense)               | (1,164.65)                | 0.00                      | (1,164.65)               |
| Merchandising and jobbing             | 5,789.19                  | (2,587.89)                | 8,377.08                 |
| Total Non-Oper. Income (Expenses)     | <hr/> 1,242,951.12        | <hr/> 211,626.92          | <hr/> 1,031,324.20       |
| <hr/>                                 |                           |                           |                          |
| NET INCOME (LOSS)                     | 1,784,795.08              | 583,307.50                | 1,201,487.58             |
| RETAINED EARNINGS - Beginning of Year | 51,445,404.54             | 48,472,891.99             | 2,972,512.55             |
| RETAINED EARNINGS - END OF YEAR       | <hr/> <hr/> 53,230,199.62 | <hr/> <hr/> 49,056,199.49 | <hr/> <hr/> 4,174,000.13 |

**REEDSBURG UTILITY COMMISSION  
ELECTRIC - MONTHLY OPERATING INCOME  
COMPARED TO PRIOR YEAR  
Balance as of Apr 2025**

|                                    | MTD \$       | PRIOR \$     | VARIANCE    |
|------------------------------------|--------------|--------------|-------------|
| <b>OPERATING REVENUE</b>           |              |              |             |
| -----                              |              |              |             |
| <b>SALES OF ELECTRICITY</b>        |              |              |             |
| Residential Sales                  | 383,404.17   | 367,629.65   | 15,774.52   |
| Renewable Energy-RER-1 Tariff      | 1,076.00     | 1,092.00     | (16.00)     |
| Commercial                         | 105,737.95   | 97,867.32    | 7,870.63    |
| Small Power                        | 154,625.56   | 146,742.84   | 7,882.72    |
| Dusk to Dawn Lights                | 212.78       | 219.19       | (6.41)      |
| Large Power                        | 320,010.29   | 295,998.13   | 24,012.16   |
| Industrial Power                   | 266,932.78   | 289,281.38   | (22,348.60) |
| Renewable Energy-Industrial        | 0.00         | 0.00         | 0.00        |
| Large Industrial Power             | 686,072.29   | 692,959.73   | (6,887.44)  |
| Public St and Hwy Lighting         | 14,029.80    | 14,046.03    | (16.23)     |
|                                    | -----        |              |             |
| SUB-TOTAL                          | 1,932,101.62 | 1,905,836.27 | 26,265.35   |
| PCAC REVENUE                       | (154,686.45) | (249,982.40) | 95,295.95   |
|                                    | -----        |              |             |
| TOTAL SALES OF ELECTRICITY         | 1,777,415.17 | 1,655,853.87 | 121,561.30  |
| OTHER ELECTRIC REVENUES            | 3,260.86     | 3,212.33     | 48.53       |
|                                    | -----        |              |             |
| TOTAL OPERATING REVENUE            | 1,780,676.03 | 1,659,066.20 | 121,609.83  |
|                                    |              |              |             |
| <b>OPERATING EXPENSES</b>          |              |              |             |
| -----                              |              |              |             |
| <b>OPERATION &amp; MAINTENANCE</b> |              |              |             |
| PURCHASED POWER                    | 1,420,554.00 | 1,301,081.95 | 119,472.05  |
| TRANSMISSION EXPENSES              | 650.15       | 747.99       | (97.84)     |
| DISTRIBUTION EXPENSES              | 40,926.73    | 46,474.81    | (5,548.08)  |
| CUSTOMER ACCOUNTS EXPENSE          | 18,572.70    | 15,359.69    | 3,213.01    |
| SALES EXPENSE                      | 30.69        | 79.57        | (48.88)     |
| ADMIN & GENERAL EXPENSE            | 90,543.17    | 76,002.14    | 14,541.03   |
|                                    | -----        |              |             |
| TOTAL OPERATION & MAINT.           | 1,571,277.44 | 1,439,746.15 | 131,531.29  |
| Depreciation Expense               | 71,376.04    | 73,543.69    | (2,167.65)  |
| Taxes                              | 45,286.22    | 44,712.99    | 573.23      |
|                                    | -----        |              |             |
| TOTAL OPERATING EXPENSES           | 1,687,939.70 | 1,558,002.83 | 129,936.87  |
|                                    | -----        |              |             |
| OPERATING INCOME (LOSS)            | 92,736.33    | 101,063.37   | (8,327.04)  |
|                                    | =====        |              |             |

**REEDSBURG UTILITY COMMISSION  
ELECTRIC - MTD OPERATING INCOME  
COMPARED TO BUDGET  
Balance as of Apr 2025**

|                               | MTD \$       | MTD BGT      | VARIANCE    |
|-------------------------------|--------------|--------------|-------------|
| <b>OPERATING REVENUE</b>      |              |              |             |
| -----                         |              |              |             |
| SALES OF ELECTRICITY          |              |              |             |
| Residential Sales             | 383,404.17   | 371,306.00   | 12,098.17   |
| Renewable Energy-RER-1 Tariff | 1,076.00     | 1,084.00     | (8.00)      |
| Commercial                    | 105,737.95   | 98,846.00    | 6,891.95    |
| Small Power                   | 154,625.56   | 146,743.00   | 7,882.56    |
| Dusk to Dawn Lights           | 212.78       | 219.00       | (6.22)      |
| Large Power                   | 320,010.29   | 295,998.00   | 24,012.29   |
| Industrial Power              | 266,932.78   | 289,281.00   | (22,348.22) |
| Renewable Energy-Industrial   | 0.00         | 0.00         | 0.00        |
| Large Industrial Power        | 686,072.29   | 692,960.00   | (6,887.71)  |
| Public St and Hwy Lighting    | 14,029.80    | 14,004.00    | 25.80       |
|                               | -----        |              |             |
| SUB-TOTAL                     | 1,932,101.62 | 1,910,441.00 | 21,660.62   |
| PCAC REVENUE                  | (154,686.45) | (114,993.00) | (39,693.45) |
|                               | -----        |              |             |
| TOTAL SALES OF ELECTRICITY    | 1,777,415.17 | 1,795,448.00 | (18,032.83) |
| OTHER ELECTRIC REVENUES       | 3,260.86     | 3,238.00     | 22.86       |
|                               | -----        |              |             |
| TOTAL OPERATING REVENUE       | 1,780,676.03 | 1,798,686.00 | (18,009.97) |
| <br><b>OPERATING EXPENSES</b> |              |              |             |
| -----                         |              |              |             |
| OPERATION & MAINTENANCE       |              |              |             |
| PURCHASED POWER               | 1,420,554.00 | 1,379,147.00 | 41,407.00   |
| TRANSMISSION EXPENSES         | 650.15       | 898.00       | (247.85)    |
| DISTRIBUTION EXPENSES         | 40,926.73    | 49,263.00    | (8,336.27)  |
| CUSTOMER ACCOUNTS EXPENSE     | 18,572.70    | 17,175.00    | 1,397.70    |
| SALES EXPENSE                 | 30.69        | 84.00        | (53.31)     |
| ADMIN & GENERAL EXPENSE       | 90,543.17    | 84,783.00    | 5,760.17    |
|                               | -----        |              |             |
| TOTAL OPERATION & MAINT.      | 1,571,277.44 | 1,531,350.00 | 39,927.44   |
| Depreciation Expense          | 71,376.04    | 71,808.00    | (431.96)    |
| Taxes                         | 45,286.22    | 45,607.00    | (320.78)    |
|                               | -----        |              |             |
| TOTAL OPERATING EXPENSES      | 1,687,939.70 | 1,648,765.00 | 39,174.70   |
|                               | -----        |              |             |
| OPERATING INCOME (LOSS)       | 92,736.33    | 149,921.00   | (57,184.67) |
|                               | =====        |              |             |

**REEDSBURG UTILITY COMMISSION  
ELECTRIC - YTD OPERATING INCOME  
COMPARED TO PRIOR YEAR  
Balance as of Apr 2025**

|                                    | YTD \$       | PRIOR \$     | VARIANCE     |
|------------------------------------|--------------|--------------|--------------|
| <b>OPERATING REVENUE</b>           |              |              |              |
| -----                              |              |              |              |
| <b>SALES OF ELECTRICITY</b>        |              |              |              |
| Residential Sales                  | 1,824,960.85 | 1,655,472.27 | 169,488.58   |
| Renewable Energy-RER-1 Tariff      | 4,328.00     | 4,368.00     | (40.00)      |
| Commercial                         | 500,661.73   | 442,743.56   | 57,918.17    |
| Small Power                        | 664,963.84   | 626,727.51   | 38,236.33    |
| Dusk to Dawn Lights                | 851.12       | 876.76       | (25.64)      |
| Large Power                        | 1,214,366.00 | 1,147,130.91 | 67,235.09    |
| Industrial Power                   | 1,052,628.73 | 1,115,081.87 | (62,453.14)  |
| Renewable Energy-Industrial        | 0.00         | 0.00         | 0.00         |
| Large Industrial Power             | 2,687,430.31 | 2,713,869.66 | (26,439.35)  |
| Public St and Hwy Lighting         | 58,009.58    | 57,939.62    | 69.96        |
|                                    | -----        |              |              |
| SUB-TOTAL                          | 8,008,200.16 | 7,764,210.16 | 243,990.00   |
|                                    | -----        |              |              |
| PCAC REVENUE                       | (662,217.02) | (874,893.79) | 212,676.77   |
|                                    | -----        |              |              |
| TOTAL SALES OF ELECTRICITY         | 7,345,983.14 | 6,889,316.37 | 456,666.77   |
|                                    | -----        |              |              |
| OTHER ELECTRIC REVENUES            | 11,746.39    | 10,783.10    | 963.29       |
|                                    | -----        |              |              |
| TOTAL OPERATING REVENUE            | 7,357,729.53 | 6,900,099.47 | 457,630.06   |
|                                    | -----        |              |              |
| <b>OPERATING EXPENSES</b>          |              |              |              |
| -----                              |              |              |              |
| <b>OPERATION &amp; MAINTENANCE</b> |              |              |              |
| PURCHASED POWER                    | 5,793,030.17 | 5,387,999.68 | 405,030.49   |
| TRANSMISSION EXPENSES              | 9,251.54     | 174,374.95   | (165,123.41) |
| DISTRIBUTION EXPENSES              | 254,035.61   | 204,673.57   | 49,362.04    |
| CUSTOMER ACCOUNTS EXPENSE          | 69,532.98    | 61,648.12    | 7,884.86     |
| SALES EXPENSE                      | 189.08       | 337.26       | (148.18)     |
| ADMIN & GENERAL EXPENSE            | 364,926.16   | 338,608.72   | 26,317.44    |
|                                    | -----        |              |              |
| TOTAL OPERATION & MAINT.           | 6,490,965.54 | 6,167,642.30 | 323,323.24   |
|                                    | -----        |              |              |
| Depreciation Expense               | 288,707.66   | 288,109.46   | 598.20       |
| Taxes                              | 177,844.44   | 175,100.94   | 2,743.50     |
|                                    | -----        |              |              |
| TOTAL OPERATING EXPENSES           | 6,957,517.64 | 6,630,852.70 | 326,664.94   |
|                                    | -----        |              |              |
| OPERATING INCOME (LOSS)            | 400,211.89   | 269,246.77   | 130,965.12   |
|                                    | =====        |              |              |

**REEDSBURG UTILITY COMMISSION  
ELECTRIC - YTD OPERATING INCOME  
COMPARED TO BUDGET  
Balance as of Apr 2025**

|                               | YTD \$       | YTD BGT      | VARIANCE     |
|-------------------------------|--------------|--------------|--------------|
| <b>OPERATING REVENUE</b>      |              |              |              |
| -----                         |              |              |              |
| SALES OF ELECTRICITY          |              |              |              |
| Residential Sales             | 1,824,960.85 | 1,672,027.00 | 152,933.85   |
| Renewable Energy-RER-1 Tariff | 4,328.00     | 4,336.00     | (8.00)       |
| Commercial                    | 500,661.73   | 447,171.00   | 53,490.73    |
| Small Power                   | 664,963.84   | 626,728.00   | 38,235.84    |
| Dusk to Dawn Lights           | 851.12       | 876.00       | (24.88)      |
| Large Power                   | 1,214,366.00 | 1,147,131.00 | 67,235.00    |
| Industrial Power              | 1,052,628.73 | 1,115,081.00 | (62,452.27)  |
| Renewable Energy-Industrial   | 0.00         | 0.00         | 0.00         |
| Large Industrial Power        | 2,687,430.31 | 2,713,870.00 | (26,439.69)  |
| Public St and Hwy Lighting    | 58,009.58    | 57,765.00    | 244.58       |
|                               | -----        |              |              |
| SUB-TOTAL                     | 8,008,200.16 | 7,784,985.00 | 223,215.16   |
| PCAC REVENUE                  | (662,217.02) | (402,450.00) | (259,767.02) |
|                               | -----        |              |              |
| TOTAL SALES OF ELECTRICITY    | 7,345,983.14 | 7,382,535.00 | (36,551.86)  |
| OTHER ELECTRIC REVENUES       | 11,746.39    | 10,885.00    | 861.39       |
|                               | -----        |              |              |
| TOTAL OPERATING REVENUE       | 7,357,729.53 | 7,393,420.00 | (35,690.47)  |
| <br>                          |              |              |              |
| <b>OPERATING EXPENSES</b>     |              |              |              |
| -----                         |              |              |              |
| OPERATION & MAINTENANCE       |              |              |              |
| PURCHASED POWER               | 5,793,030.17 | 5,711,280.00 | 81,750.17    |
| TRANSMISSION EXPENSES         | 9,251.54     | 7,470.00     | 1,781.54     |
| DISTRIBUTION EXPENSES         | 254,035.61   | 216,953.00   | 37,082.61    |
| CUSTOMER ACCOUNTS EXPENSE     | 69,532.98    | 66,363.00    | 3,169.98     |
| SALES EXPENSE                 | 189.08       | 357.00       | (167.92)     |
| ADMIN & GENERAL EXPENSE       | 364,926.16   | 376,179.00   | (11,252.84)  |
|                               | -----        |              |              |
| TOTAL OPERATION & MAINT.      | 6,490,965.54 | 6,378,602.00 | 112,363.54   |
| Depreciation Expense          | 288,707.66   | 286,159.00   | 2,548.66     |
| Taxes                         | 177,844.44   | 178,603.00   | (758.56)     |
|                               | -----        |              |              |
| TOTAL OPERATING EXPENSES      | 6,957,517.64 | 6,843,364.00 | 114,153.64   |
|                               | -----        |              |              |
| OPERATING INCOME (LOSS)       | 400,211.89   | 550,056.00   | (149,844.11) |
|                               | =====        |              |              |

**REEDSBURG UTILITY COMMISSION  
WATER - MONTHLY OPERATING INCOME  
COMPARED TO PRIOR YEAR  
Balance as of Apr 2025**

|                               | MTD \$     | PRIOR \$   | VARIANCE  |
|-------------------------------|------------|------------|-----------|
| <b>OPERATING REVENUE</b>      |            |            |           |
| -----                         |            |            |           |
| SALES OF WATER                |            |            |           |
| Residential Sales             | 43,593.34  | 40,616.19  | 2,977.15  |
| Residential - Suburban        | 59.75      | 52.64      | 7.11      |
| Commercial Sales              | 18,496.57  | 18,357.17  | 139.40    |
| Industrial Sales              | 42,172.89  | 28,190.35  | 13,982.54 |
| Private Fire Protection       | 3,152.40   | 3,096.40   | 56.00     |
| Public Fire Protection        | 28,231.08  | 27,119.17  | 1,111.91  |
| Other Sales to Public Auth.   | 5,240.77   | 3,236.22   | 2,004.55  |
| Multifamily Residential Sales | 7,068.26   | 7,253.13   | (184.87)  |
|                               | -----      | -----      | -----     |
| TOTAL SALES OF WATER          | 148,015.06 | 127,921.27 | 20,093.79 |
|                               | -----      | -----      | -----     |
| OTHER OPERATING REVENUES      | 64,540.93  | 62,238.89  | 2,302.04  |
|                               | -----      | -----      | -----     |
| TOTAL OPERATING REVENUE       | 212,555.99 | 190,160.16 | 22,395.83 |
|                               | =====      | =====      | =====     |
| <br><b>OPERATING EXPENSES</b> |            |            |           |
| -----                         |            |            |           |
| OPERATION & MAINTENANCE       |            |            |           |
| SOURCE OF SUPPLY              | 517.67     | 517.73     | (0.06)    |
| PUMPING EXPENSES              | 12,811.25  | 11,352.00  | 1,459.25  |
| WATER TREATMENT EXP.          | 6,994.21   | 7,275.61   | (281.40)  |
| TRANS. & DISTRIB. EXP.        | 27,294.17  | 19,884.80  | 7,409.37  |
| CUSTOMER ACCOUNTS EXP.        | 6,116.68   | 5,030.47   | 1,086.21  |
| SALES EXPENSE                 | 0.00       | 23.67      | (23.67)   |
| ADMIN & GENERAL EXPENSE       | 30,781.51  | 30,671.98  | 109.53    |
|                               | -----      | -----      | -----     |
| TOTAL OPERATION & MAINT.      | 84,515.49  | 74,756.26  | 9,759.23  |
| Depreciation Expense          | 21,593.68  | 20,041.04  | 1,552.64  |
| Taxes                         | 24,251.13  | 23,001.64  | 1,249.49  |
|                               | -----      | -----      | -----     |
| TOTAL OPERATING EXPENSES      | 130,360.30 | 117,798.94 | 12,561.36 |
|                               | -----      | -----      | -----     |
| OPERATING INCOME (LOSS)       | 82,195.69  | 72,361.22  | 9,834.47  |
|                               | =====      | =====      | =====     |

**REEDSBURG UTILITY COMMISSION  
WATER - MONTHLY OPERATING INCOME  
COMPARED TO BUDGET  
Balance as of Apr 2025**

|                               | MTD \$     | MTD BGT    | VARIANCE   |
|-------------------------------|------------|------------|------------|
| <b>OPERATING REVENUE</b>      |            |            |            |
| -----                         |            |            |            |
| SALES OF WATER                |            |            |            |
| Residential Sales             | 43,593.34  | 42,119.00  | 1,474.34   |
| Residential - Suburban        | 59.75      | 53.00      | 6.75       |
| Commercial Sales              | 18,496.57  | 19,000.00  | (503.43)   |
| Industrial Sales              | 42,172.89  | 29,092.00  | 13,080.89  |
| Private Fire Protection       | 3,152.40   | 3,096.00   | 56.40      |
| Public Fire Protection        | 28,231.08  | 28,231.00  | 0.08       |
| Other Sales to Public Auth.   | 5,240.77   | 3,301.00   | 1,939.77   |
| Multifamily Residential Sales | 7,068.26   | 7,551.00   | (482.74)   |
|                               | -----      |            |            |
| TOTAL SALES OF WATER          | 148,015.06 | 132,443.00 | 15,572.06  |
|                               | -----      |            |            |
| OTHER OPERATING REVENUES      | 64,540.93  | 3,361.00   | 61,179.93  |
|                               | -----      |            |            |
| TOTAL OPERATING REVENUE       | 212,555.99 | 135,804.00 | 76,751.99  |
|                               | =====      |            |            |
| <br><b>OPERATING EXPENSES</b> |            |            |            |
| -----                         |            |            |            |
| OPERATION & MAINTENANCE       |            |            |            |
| SOURCE OF SUPPLY              | 517.67     | 549.00     | (31.33)    |
| PUMPING EXPENSES              | 12,811.25  | 12,034.00  | 777.25     |
| WATER TREATMENT EXP.          | 6,994.21   | 6,022.00   | 972.21     |
| TRANS. & DISTRIB. EXP.        | 27,294.17  | 21,079.00  | 6,215.17   |
| CUSTOMER ACCOUNTS EXP.        | 6,116.68   | 5,533.00   | 583.68     |
| SALES EXPENSE                 | 0.00       | 25.00      | (25.00)    |
| ADMIN & GENERAL EXPENSE       | 30,781.51  | 34,023.00  | (3,241.49) |
|                               | -----      |            |            |
| TOTAL OPERATION & MAINT.      | 84,515.49  | 79,265.00  | 5,250.49   |
| Depreciation Expense          | 21,593.68  | 20,434.00  | 1,159.68   |
| Taxes                         | 24,251.13  | 23,462.00  | 789.13     |
|                               | -----      |            |            |
| TOTAL OPERATING EXPENSES      | 130,360.30 | 123,161.00 | 7,199.30   |
|                               | -----      |            |            |
| OPERATING INCOME (LOSS)       | 82,195.69  | 12,643.00  | 69,552.69  |
|                               | =====      |            |            |

**REEDSBURG UTILITY COMMISSION  
WATER - YTD OPERATING INCOME  
COMPARED TO PRIOR YEAR  
Balance as of Apr 2025**

|                               | YTD \$     | PRIOR \$   | VARIANCE   |
|-------------------------------|------------|------------|------------|
| <b>OPERATING REVENUE</b>      |            |            |            |
| -----                         |            |            |            |
| SALES OF WATER                |            |            |            |
| Residential Sales             | 179,652.45 | 168,633.15 | 11,019.30  |
| Residential - Suburban        | 271.64     | 220.22     | 51.42      |
| Commercial Sales              | 73,738.48  | 75,191.67  | (1,453.19) |
| Industrial Sales              | 154,645.15 | 112,965.42 | 41,679.73  |
| Private Fire Protection       | 12,526.60  | 12,386.07  | 140.53     |
| Public Fire Protection        | 112,924.32 | 108,476.68 | 4,447.64   |
| Other Sales to Public Auth.   | 16,687.52  | 13,177.32  | 3,510.20   |
| Multifamily Residential Sales | 30,626.24  | 30,616.93  | 9.31       |
|                               | -----      |            |            |
| TOTAL SALES OF WATER          | 581,072.40 | 521,667.46 | 59,404.94  |
|                               | -----      |            |            |
| OTHER OPERATING REVENUES      | 83,387.28  | 74,666.71  | 8,720.57   |
|                               | -----      |            |            |
| TOTAL OPERATING REVENUE       | 664,459.68 | 596,334.17 | 68,125.51  |
|                               | =====      |            |            |
| <br><b>OPERATING EXPENSES</b> |            |            |            |
| -----                         |            |            |            |
| OPERATION & MAINTENANCE       |            |            |            |
| SOURCE OF SUPPLY              | 2,092.20   | 2,564.15   | (471.95)   |
| PUMPING EXPENSES              | 53,373.03  | 45,215.03  | 8,158.00   |
| WATER TREATMENT EXP.          | 20,505.21  | 21,174.61  | (669.40)   |
| TRANS. & DISTRIB. EXP.        | 85,319.04  | 81,515.15  | 3,803.89   |
| CUSTOMER ACCOUNTS EXP.        | 23,448.21  | 18,001.93  | 5,446.28   |
| SALES EXPENSE                 | 41.73      | 192.92     | (151.19)   |
| ADMIN & GENERAL EXPENSE       | 155,695.80 | 152,224.93 | 3,470.87   |
|                               | -----      |            |            |
| TOTAL OPERATION & MAINT.      | 340,475.22 | 320,888.72 | 19,586.50  |
| Depreciation Expense          | 85,339.65  | 80,422.37  | 4,917.28   |
| Taxes                         | 97,012.74  | 92,589.27  | 4,423.47   |
|                               | -----      |            |            |
| TOTAL OPERATING EXPENSES      | 522,827.61 | 493,900.36 | 28,927.25  |
|                               | -----      |            |            |
| OPERATING INCOME (LOSS)       | 141,632.07 | 102,433.81 | 39,198.26  |
|                               | =====      |            |            |

**REEDSBURG UTILITY COMMISSION  
WATER - YTD OPERATING INCOME  
COMPARED TO BUDGET  
Balance as of Apr 2025**

|                               | YTD \$     | YTD BGT    | VARIANCE    |
|-------------------------------|------------|------------|-------------|
| <b>OPERATING REVENUE</b>      |            |            |             |
| -----                         |            |            |             |
| SALES OF WATER                |            |            |             |
| Residential Sales             | 179,652.45 | 174,873.00 | 4,779.45    |
| Residential - Suburban        | 271.64     | 221.00     | 50.64       |
| Commercial Sales              | 73,738.48  | 77,824.00  | (4,085.52)  |
| Industrial Sales              | 154,645.15 | 116,580.00 | 38,065.15   |
| Private Fire Protection       | 12,526.60  | 12,385.00  | 141.60      |
| Public Fire Protection        | 112,924.32 | 112,924.00 | 0.32        |
| Other Sales to Public Auth.   | 16,687.52  | 13,442.00  | 3,245.52    |
| Multifamily Residential Sales | 30,626.24  | 31,872.00  | (1,245.76)  |
|                               | -----      |            |             |
| TOTAL SALES OF WATER          | 581,072.40 | 540,121.00 | 40,951.40   |
|                               | -----      |            |             |
| OTHER OPERATING REVENUES      | 83,387.28  | 75,053.00  | 8,334.28    |
|                               | -----      |            |             |
| TOTAL OPERATING REVENUE       | 664,459.68 | 615,174.00 | 49,285.68   |
|                               | =====      |            |             |
| <br><b>OPERATING EXPENSES</b> |            |            |             |
| -----                         |            |            |             |
| OPERATION & MAINTENANCE       |            |            |             |
| SOURCE OF SUPPLY              | 2,092.20   | 2,719.00   | (626.80)    |
| PUMPING EXPENSES              | 53,373.03  | 47,929.00  | 5,444.03    |
| WATER TREATMENT EXP.          | 20,505.21  | 21,948.00  | (1,442.79)  |
| TRANS. & DISTRIB. EXP.        | 85,319.04  | 86,409.00  | (1,089.96)  |
| CUSTOMER ACCOUNTS EXP.        | 23,448.21  | 19,858.00  | 3,590.21    |
| SALES EXPENSE                 | 41.73      | 205.00     | (163.27)    |
| ADMIN & GENERAL EXPENSE       | 155,695.80 | 167,474.00 | (11,778.20) |
|                               | -----      |            |             |
| TOTAL OPERATION & MAINT.      | 340,475.22 | 346,542.00 | (6,066.78)  |
|                               | -----      |            |             |
| Depreciation Expense          | 85,339.65  | 81,430.00  | 3,909.65    |
| Taxes                         | 97,012.74  | 94,441.00  | 2,571.74    |
|                               | -----      |            |             |
| TOTAL OPERATING EXPENSES      | 522,827.61 | 522,413.00 | 414.61      |
|                               | -----      |            |             |
| OPERATING INCOME (LOSS)       | 141,632.07 | 92,761.00  | 48,871.07   |
|                               | =====      |            |             |

REEDSBURG UTILITY COMMISSION  
**LightSpeed**  
**INTERNET, VIDEO, TELEPHONE BALANCE SHEET**  
**Balance as of Apr 2025**

-----

|                                       | YTD             | LYTD            | CHANGE         |
|---------------------------------------|-----------------|-----------------|----------------|
| -----                                 |                 |                 |                |
| ASSETS                                |                 |                 |                |
| -----                                 |                 |                 |                |
| UTILITY PLANT IN SERVICE              |                 |                 |                |
| Common Plant                          | 47,129,127.18   | 38,507,800.81   | 8,621,326.37   |
| Internet Plant                        | 1,480,020.35    | 1,335,109.81    | 144,910.54     |
| Video Plant                           | 272,976.45      | 271,133.00      | 1,843.45       |
| Telephone Plant                       | 122,475.00      | 122,475.00      | 0.00           |
|                                       | -----           | -----           | -----          |
| Total Utility Plant                   | 49,004,598.98   | 40,236,518.62   | 8,768,080.36   |
|                                       | -----           | -----           | -----          |
| LESS: ACCUMULATED DEPRECIATION        | (19,028,308.47) | (17,224,342.77) | (1,803,965.70) |
|                                       | -----           | -----           | -----          |
| Net Utility Plant in Service          | 29,976,290.51   | 23,012,175.85   | 6,964,114.66   |
|                                       | -----           | -----           | -----          |
| CONSTRUCTION WORK IN PROGRESS         |                 |                 |                |
| Construction Work in Progress         | 1,681,737.70    | 7,700,710.06    | (6,018,972.36) |
| Completed Construction not Classified | 0.00            | 0.00            | 0.00           |
|                                       | -----           | -----           | -----          |
| Total Construction Work in Progress   | 1,681,737.70    | 7,700,710.06    | (6,018,972.36) |
|                                       | -----           | -----           | -----          |
| RESTRICTED ASSETS                     |                 |                 |                |
| Bond Funds                            | 0.00            | 0.00            | 0.00           |
| Depreciation Fund                     | 0.00            | 0.00            | 0.00           |
|                                       | -----           | -----           | -----          |
| Total Restricted Assets               | 0.00            | 0.00            | 0.00           |
|                                       | -----           | -----           | -----          |
| CURRENT ASSETS                        |                 |                 |                |
| Cash and Investments                  | (576,443.54)    | (3,199,893.35)  | 2,623,449.81   |
| Cash and Investments-Depreciation     | 509,258.01      | 592,347.93      | (83,089.92)    |
| Cash and Investments-Debt Service     | 731,100.76      | 689,064.11      | 42,036.65      |
| Customer Account Receivable           | 338,554.96      | 316,220.63      | 22,334.33      |
| Other Account Receivable              | 347,429.51      | 1,505,893.90    | (1,158,464.39) |
| Materials and Supplies                | 4,269,800.59    | 4,972,819.48    | (703,018.89)   |
| Prepaid Expenses                      | 101,106.32      | 162,861.70      | (61,755.38)    |
|                                       | -----           | -----           | -----          |
| Total Current Assets                  | 5,720,806.61    | 5,039,314.40    | 681,492.21     |
|                                       | -----           | -----           | -----          |
| DEFERRED DEBITS                       |                 |                 |                |
| Unamortized Debt Discount & Exp       | (123,230.32)    | (146,206.32)    | 22,976.00      |
| Pension Deferred Debits               | 2,117,307.00    | 2,866,161.00    | (748,854.00)   |
|                                       | -----           | -----           | -----          |
| Total Deferred Debits                 | 1,994,076.68    | 2,719,954.68    | (725,878.00)   |
|                                       | -----           | -----           | -----          |
| TOTAL ASSETS                          | 39,372,911.50   | 38,472,154.99   | 900,756.51     |
|                                       | =====           | =====           | =====          |

REEDSBURG UTILITY COMMISSION  
**LightSpeed**  
**INTERNET, VIDEO, TELEPHONE BALANCE SHEET**  
**Balance as of Apr 2025**

-----

EQUITY AND LIABILITIES

|                                     | YTD           | LYTD          | CHANGE         |
|-------------------------------------|---------------|---------------|----------------|
|                                     |               |               |                |
| <b>EQUITY</b>                       |               |               |                |
| Capital Paid in by RUC              | 3,100,000.00  | 3,100,000.00  | 0.00           |
| Retained Earnings                   | 23,470,147.84 | 20,907,541.79 | 2,562,606.05   |
| Total Equity                        | 26,570,147.84 | 24,007,541.79 | 2,562,606.05   |
| <b>LONG-TERM LIABILITIES</b>        |               |               |                |
| Revenue Bonds                       | 0.00          | 0.00          | 0.00           |
| Other Long Term Debt                | 9,820,000.00  | 10,640,000.00 | (820,000.00)   |
| Total Long-Term Liabilities         | 9,820,000.00  | 10,640,000.00 | (820,000.00)   |
| <b>CURRENT LIABILITIES</b>          |               |               |                |
| Accounts Payable                    | 326,623.09    | 306,989.50    | 19,633.59      |
| Accrued Comp/Vacation               | 120,435.05    | 111,803.52    | 8,631.53       |
| Accrued Sick Leave                  | 102,816.49    | 98,059.13     | 4,757.36       |
| Accrued Benefits                    | 147,173.00    | 542,765.00    | (395,592.00)   |
| Payable to Electric & Water         | 92,277.95     | 76,174.91     | 16,103.04      |
| Payable to Spring Brook             | 0.00          | 0.00          | 0.00           |
| Customer Deposits                   | 9,147.42      | 9,172.42      | (25.00)        |
| Customer Deposits for Construction  | 246,722.00    | 386,292.50    | (139,570.50)   |
| Interest Accrued                    | 44,186.75     | 46,712.31     | (2,525.56)     |
| Unearned Revenue                    | 150,309.91    | 150,309.91    | 0.00           |
| Total Current Liabilities           | 1,239,691.66  | 1,728,279.20  | (488,587.54)   |
| <b>Deferred Credits</b>             |               |               |                |
| Pension Deferred Credits            | 1,431,193.00  | 1,849,429.00  | (418,236.00)   |
| Pension Regulatory Liability        | 311,879.00    | 246,905.00    | 64,974.00      |
| Total Deferred Credits              | 1,743,072.00  | 2,096,334.00  | (353,262.00)   |
| Total Liabilities                   | 12,802,763.66 | 14,464,613.20 | (1,661,849.54) |
| <b>TOTAL EQUITY AND LIABILITIES</b> | 39,372,911.50 | 38,472,154.99 | 900,756.51     |

**REEDSBURG UTILITY COMMISSION**  
**LightSpeed**  
**STATEMENTS OF INCOME & RETAINED EARNINGS**  
**Balance as of Apr 2025**

|  | YTD                  | LYTD                 | CHANGE              |
|--|----------------------|----------------------|---------------------|
| <b>OPERATING REVENUE</b>                   |                      |                      |                     |
| Internet                                   | 2,110,300.83         | 1,970,541.62         | 139,759.21          |
| Video                                      | 724,607.65           | 738,315.52           | (13,707.87)         |
| Telephone                                  | 287,250.23           | 285,934.08           | 1,316.15            |
| <b>Total Operating Revenues</b>            | <b>3,122,158.71</b>  | <b>2,994,791.22</b>  | <b>127,367.49</b>   |
| <b>OPERATING EXPENSES</b>                  |                      |                      |                     |
| <b>Internet</b>                            |                      |                      |                     |
| Operation and Maintenance                  | 842,989.70           | 818,413.74           | 24,575.96           |
| Depreciation                               | 533,106.70           | 466,512.50           | 66,594.20           |
| Taxes                                      | 31,834.79            | 34,478.62            | (2,643.83)          |
| <b>Total Internet</b>                      | <b>1,407,931.19</b>  | <b>1,319,404.86</b>  | <b>88,526.33</b>    |
| <b>Video</b>                               |                      |                      |                     |
| Operation and Maintenance                  | 619,116.47           | 637,839.12           | (18,722.65)         |
| Depreciation                               | 61,748.79            | 54,531.95            | 7,216.84            |
| Taxes                                      | 4,452.23             | 4,793.36             | (341.13)            |
| <b>Total Video</b>                         | <b>685,317.49</b>    | <b>697,164.43</b>    | <b>(11,846.94)</b>  |
| <b>Telephone</b>                           |                      |                      |                     |
| Operation and Maintenance                  | 199,582.30           | 182,055.82           | 17,526.48           |
| Depreciation                               | 81,849.48            | 72,003.58            | 9,845.90            |
| Taxes                                      | 17,095.94            | 17,488.57            | (392.63)            |
| <b>Total Telephone</b>                     | <b>298,527.72</b>    | <b>271,547.97</b>    | <b>26,979.75</b>    |
| <b>OPERATING INCOME</b>                    |                      |                      |                     |
| Internet                                   | 702,369.64           | 651,136.76           | 51,232.88           |
| Video                                      | 39,290.16            | 41,151.09            | (1,860.93)          |
| Telephone                                  | (11,277.49)          | 14,386.11            | (25,663.60)         |
| <b>Total Operating Income</b>              | <b>730,382.31</b>    | <b>706,673.96</b>    | <b>23,708.35</b>    |
| <b>NONOPERATING INCOME (EXPENSES)</b>      |                      |                      |                     |
| Interest Income                            | 24,083.33            | 27,807.19            | (3,723.86)          |
| CIAC Revenue-Conn Rg                       | 540,389.13           | 866,748.52           | (326,359.39)        |
| Interest on Long-Term Debt                 | (89,071.24)          | (94,556.64)          | 5,485.40            |
| Amortization of Debt Discount/Expense      | 10,113.76            | 26,568.02            | (16,454.26)         |
| Interest on Debt to Municipality           | 0.00                 | 0.00                 | 0.00                |
| Other Interest Expense                     | (129.45)             | (146.20)             | 16.75               |
| Interest Charged to Construction           | 0.00                 | 0.00                 | 0.00                |
| Merchandising & Jobbing                    | (244.93)             | (480.43)             | 235.50              |
| Miscellaneous                              | 0.00                 | 0.00                 | 0.00                |
| <b>Total Non-Oper. Income (Expenses)</b>   | <b>485,140.60</b>    | <b>825,940.46</b>    | <b>(340,799.86)</b> |
| <b>NET INCOME (LOSS)</b>                   | <b>1,215,522.91</b>  | <b>1,532,614.42</b>  | <b>(317,091.51)</b> |
| <b>RETAINED EARNINGS—Beginning of Year</b> | <b>22,254,624.93</b> | <b>19,374,927.37</b> | <b>2,879,697.56</b> |
| <b>RETAINED EARNINGS—END OF YEAR</b>       | <b>23,470,147.84</b> | <b>20,907,541.79</b> | <b>2,562,606.05</b> |

**REEDSBURG UTILITY COMMISSION**  
**INTERNET - MONTHLY OPERATING INCOME**  
**COMPARED TO PRIOR YEAR**  
**Balance as of Apr 2025**

|                                   | MTD \$     | PRIOR \$   | VARIANCE   |
|-----------------------------------|------------|------------|------------|
| <b>OPERATING REVENUE</b>          |            |            |            |
| -----                             |            |            |            |
| SALES                             |            |            |            |
| RESIDENTIAL INTERNET ACCESS       | 371,913.92 | 352,549.69 | 19,364.23  |
| RURAL FIBER ACCESS                | 0.00       | 0.00       | 0.00       |
| RESIDENTIAL INTERNET INSTALL FEES | 4,644.90   | 4,905.00   | (260.10)   |
| CUSTOMER NETWORK REVENUE          | 33,579.00  | 30,660.26  | 2,918.74   |
| BUSINESS INTERNET ACCESS          | 64,043.11  | 60,899.74  | 3,143.37   |
| HOSTING FEES                      | 15,007.91  | 13,049.59  | 1,958.32   |
| FIBER PROTECTION FEE              | 25,842.51  | 24,577.71  | 1,264.80   |
| INTERNET SECURITY                 | 422.05     | 427.00     | (4.95)     |
| WIFI INTERNET APPS                | 951.57     | 765.66     | 185.91     |
| LATE PAYMENT CHARGES              | 5,741.90   | 5,350.00   | 391.90     |
| MISCELLANEOUS/OTHER               | 7,363.62   | 5,213.11   | 2,150.51   |
|                                   | -----      |            |            |
| TOTAL OPERATING REVENUE           | 529,510.49 | 498,397.76 | 31,112.73  |
|                                   | -----      |            |            |
| <b>OPERATING EXPENSES</b>         |            |            |            |
| -----                             |            |            |            |
| OPERATION & MAINTENANCE           |            |            |            |
| INTERNET ACCESS                   | 19,562.41  | 19,625.61  | (63.20)    |
| DISTRIBUTION EXPENSES             | 49,297.45  | 50,558.61  | (1,261.16) |
| CUSTOMER ACCOUNTS EXPENSE         | 21,079.60  | 20,505.42  | 574.18     |
| SALES EXPENSE                     | 7,206.40   | 4,320.20   | 2,886.20   |
| ADMIN & GENERAL EXPENSE           | 94,758.07  | 100,437.92 | (5,679.85) |
|                                   | -----      |            |            |
| TOTAL OPERATION & MAINT.          | 191,903.93 | 195,447.76 | (3,543.83) |
|                                   | -----      |            |            |
| DEPRECIATION EXPENSE              | 133,936.75 | 117,891.29 | 16,045.46  |
| TAXES                             | 8,603.78   | 9,072.31   | (468.53)   |
|                                   | -----      |            |            |
| TOTAL OPERATING EXPENSES          | 334,444.46 | 322,411.36 | 12,033.10  |
|                                   | -----      |            |            |
| OPERATING INCOME (LOSS)           | 195,066.03 | 175,986.40 | 19,079.63  |
|                                   | =====      |            |            |

**REEDSBURG UTILITY COMMISSION**  
**INTERNET - MONTHLY OPERATING INCOME**  
**COMPARED TO BUDGET**  
**Balance as of Apr 2025**

|                                   | MTD \$     | MTD BGT    | VARIANCE    |
|-----------------------------------|------------|------------|-------------|
| <b>OPERATING REVENUE</b>          |            |            |             |
| -----                             |            |            |             |
| SALES                             |            |            |             |
| RESIDENTIAL INTERNET ACCESS       | 371,913.92 | 377,022.00 | (5,108.08)  |
| RURAL FIBER ACCESS                | 0.00       | 0.00       | 0.00        |
| RESIDENTIAL INTERNET INSTALL FEES | 4,644.90   | 1,983.00   | 2,661.90    |
| CUSTOMER NETWORK REVENUE          | 33,579.00  | 33,158.00  | 421.00      |
| BUSINESS INTERNET ACCESS          | 64,043.11  | 62,627.00  | 1,416.11    |
| HOSTING FEES                      | 15,007.91  | 13,360.00  | 1,647.91    |
| FIBER PROTECTION FEE              | 25,842.51  | 26,016.00  | (173.49)    |
| INTERNET SECURITY                 | 422.05     | 413.00     | 9.05        |
| WIFI INTERNET APPS                | 951.57     | 904.00     | 47.57       |
| LATE PAYMENT CHARGES              | 5,741.90   | 5,511.00   | 230.90      |
| MISCELLANEOUS/OTHER               | 7,363.62   | 9,640.00   | (2,276.38)  |
|                                   | -----      | -----      | -----       |
| TOTAL OPERATING REVENUE           | 529,510.49 | 530,634.00 | (1,123.51)  |
|                                   | -----      | -----      | -----       |
| <b>OPERATING EXPENSES</b>         |            |            |             |
| -----                             |            |            |             |
| OPERATION & MAINTENANCE           |            |            |             |
| INTERNET ACCESS                   | 19,562.41  | 17,367.00  | 2,195.41    |
| DISTRIBUTION EXPENSES             | 49,297.45  | 55,272.00  | (5,974.55)  |
| CUSTOMER ACCOUNTS EXPENSE         | 21,079.60  | 23,410.00  | (2,330.40)  |
| SALES EXPENSE                     | 7,206.40   | 4,752.00   | 2,454.40    |
| ADMIN & GENERAL EXPENSE           | 94,758.07  | 112,478.00 | (17,719.93) |
|                                   | -----      | -----      | -----       |
| TOTAL OPERATION & MAINT.          | 191,903.93 | 213,279.00 | (21,375.07) |
|                                   | -----      | -----      | -----       |
| DEPRECIATION EXPENSE              | 133,936.75 | 139,074.00 | (5,137.25)  |
| TAXES                             | 8,603.78   | 8,808.00   | (204.22)    |
|                                   | -----      | -----      | -----       |
| TOTAL OPERATING EXPENSES          | 334,444.46 | 361,161.00 | (26,716.54) |
|                                   | -----      | -----      | -----       |
| OPERATING INCOME (LOSS)           | 195,066.03 | 169,473.00 | 25,593.03   |
|                                   | =====      | =====      | =====       |

**REEDSBURG UTILITY COMMISSION  
INTERNET - YTD OPERATING INCOME  
COMPARED TO PRIOR YEAR  
Balance as of Apr 2025**

|                                   | YTD \$       | PRIOR \$     | VARIANCE    |
|-----------------------------------|--------------|--------------|-------------|
| <b>OPERATING REVENUE</b>          |              |              |             |
| -----                             |              |              |             |
| SALES                             |              |              |             |
| RESIDENTIAL INTERNET ACCESS       | 1,482,098.85 | 1,394,075.69 | 88,023.16   |
| RURAL FIBER ACCESS                | 0.00         | 0.00         | 0.00        |
| RESIDENTIAL INTERNET INSTALL FEES | 15,564.85    | 16,825.00    | (1,260.15)  |
| CUSTOMER NETWORK REVENUE          | 134,197.85   | 123,142.29   | 11,055.56   |
| BUSINESS INTERNET ACCESS          | 253,939.73   | 237,407.58   | 16,532.15   |
| HOSTING FEES                      | 59,522.99    | 50,932.08    | 8,590.91    |
| FIBER PROTECTION FEE              | 102,926.91   | 97,169.63    | 5,757.28    |
| INTERNET SECURITY                 | 1,695.95     | 1,706.18     | (10.23)     |
| WIFI INTERNET APPS                | 3,835.82     | 2,991.10     | 844.72      |
| LATE PAYMENT CHARGES              | 25,285.70    | 23,902.62    | 1,383.08    |
| MISCELLANEOUS/OTHER               | 31,809.67    | 22,123.24    | 9,686.43    |
|                                   | -----        | -----        | -----       |
| TOTAL OPERATING REVENUE           | 2,110,878.32 | 1,970,275.41 | 140,602.91  |
|                                   | -----        | -----        | -----       |
| <b>OPERATING EXPENSES</b>         |              |              |             |
| -----                             |              |              |             |
| OPERATION & MAINTENANCE           |              |              |             |
| INTERNET ACCESS                   | 87,954.49    | 111,823.53   | (23,869.04) |
| DISTRIBUTION EXPENSES             | 190,813.38   | 182,936.88   | 7,876.50    |
| CUSTOMER ACCOUNTS EXPENSE         | 85,853.37    | 85,174.00    | 679.37      |
| SALES EXPENSE                     | 20,099.20    | 16,001.03    | 4,098.17    |
| ADMIN & GENERAL EXPENSE           | 458,269.26   | 422,478.30   | 35,790.96   |
|                                   | -----        | -----        | -----       |
| TOTAL OPERATION & MAINT.          | 842,989.70   | 818,413.74   | 24,575.96   |
| DEPRECIATION EXPENSE              | 533,106.70   | 466,512.50   | 66,594.20   |
| TAXES                             | 31,834.79    | 34,478.62    | (2,643.83)  |
|                                   | -----        | -----        | -----       |
| TOTAL OPERATING EXPENSES          | 1,407,931.19 | 1,319,404.86 | 88,526.33   |
|                                   | -----        | -----        | -----       |
| OPERATING INCOME (LOSS)           | 702,947.13   | 650,870.55   | 52,076.58   |
|                                   | =====        | =====        | =====       |

**REEDSBURG UTILITY COMMISSION  
INTERNET - YTD OPERATING INCOME  
COMPARED TO BUDGET  
Balance as of Apr 2025**

|                                     | YTD \$              | YTD BGT             | VARIANCE           |
|-------------------------------------|---------------------|---------------------|--------------------|
| <b>OPERATING REVENUE</b>            |                     |                     |                    |
| <b>SALES</b>                        |                     |                     |                    |
| RESIDENTIAL INTERNET ACCESS         | 1,482,098.85        | 1,496,388.00        | (14,289.15)        |
| RURAL FIBER ACCESS                  | 0.00                | 0.00                | 0.00               |
| RESIDENTIAL INTERNET INSTALL FEES   | 15,564.85           | 7,881.00            | 7,683.85           |
| CUSTOMER NETWORK REVENUE            | 134,197.85          | 132,578.00          | 1,619.85           |
| BUSINESS INTERNET ACCESS            | 253,939.73          | 249,572.00          | 4,367.73           |
| HOSTING FEES                        | 59,522.99           | 53,440.00           | 6,082.99           |
| FIBER PROTECTION FEE                | 102,926.91          | 103,419.00          | (492.09)           |
| INTERNET SECURITY                   | 1,695.95            | 1,672.00            | 23.95              |
| WIFI INTERNET APPS                  | 3,835.82            | 3,592.00            | 243.82             |
| LATE PAYMENT CHARGES                | 25,285.70           | 24,619.00           | 666.70             |
| MISCELLANEOUS/OTHER                 | 31,809.67           | 33,519.00           | (1,709.33)         |
| <b>TOTAL OPERATING REVENUE</b>      | <b>2,110,878.32</b> | <b>2,106,680.00</b> | <b>4,198.32</b>    |
| <b>OPERATING EXPENSES</b>           |                     |                     |                    |
| <b>OPERATION &amp; MAINTENANCE</b>  |                     |                     |                    |
| INTERNET ACCESS                     | 87,954.49           | 75,293.00           | 12,661.49          |
| DISTRIBUTION EXPENSES               | 190,813.38          | 211,459.00          | (20,645.62)        |
| CUSTOMER ACCOUNTS EXPENSE           | 85,853.37           | 95,706.00           | (9,852.63)         |
| SALES EXPENSE                       | 20,099.20           | 17,600.00           | 2,499.20           |
| ADMIN & GENERAL EXPENSE             | 458,269.26          | 472,931.00          | (14,661.74)        |
| <b>TOTAL OPERATION &amp; MAINT.</b> | <b>842,989.70</b>   | <b>872,989.00</b>   | <b>(29,999.30)</b> |
| DEPRECIATION EXPENSE                | 533,106.70          | 542,766.00          | (9,659.30)         |
| TAXES                               | 31,834.79           | 34,376.00           | (2,541.21)         |
| <b>TOTAL OPERATING EXPENSES</b>     | <b>1,407,931.19</b> | <b>1,450,131.00</b> | <b>(42,199.81)</b> |
| <b>OPERATING INCOME (LOSS)</b>      | <b>702,947.13</b>   | <b>656,549.00</b>   | <b>46,398.13</b>   |

**REEDSBURG UTILITY COMMISSION  
VIDEO - MONTHLY OPERATING INCOME  
COMPARED TO PRIOR YEAR  
Balance as of Apr 2025**

|   | <b>MTD \$</b> | <b>PRIOR \$</b> | <b>VARIANCE</b> |
|---|---------------|-----------------|-----------------|
| <hr style="border-top: 1px dashed black;"/> |               |                 |                 |
| <b>OPERATING REVENUE</b>                    |               |                 |                 |
| <hr style="border-top: 1px dashed black;"/> |               |                 |                 |
| SALES                                       |               |                 |                 |
| LOCAL                                       | 11,426.77     | 11,934.21       | (507.44)        |
| PRIME HD                                    | 92,557.75     | 94,389.77       | (1,832.02)      |
| MAX   | 24,913.15     | 24,457.73       | 455.42          |
| RURAL ACCESS FEE                            | 30.00         | 40.00           | (10.00)         |
| BULK CABLE                                  | 6,112.65      | 6,112.65        | 0.00            |
| PREMIUM CHANNELS                            | 1,339.14      | 1,479.30        | (140.16)        |
| DISCOUNTS/PROMOTIONS                        | 0.00          | 0.00            | 0.00            |
| RECEIVER REVENUE                            | 59.69         | 28.85           | 30.84           |
| INSTALLATION FEES                           | 25.00         | 60.00           | (35.00)         |
| ADVERTISING REVENUE                         | 0.00          | 0.00            | 0.00            |
| SURCHARGE REVENUE                           | 42,940.80     | 42,375.00       | 565.80          |
| MISCELLANEOUS/OTHER                         | 1,085.63      | 1,105.34        | (19.71)         |
| <hr style="border-top: 1px dashed black;"/> |               |                 |                 |
| TOTAL OPERATING REVENUE                     | 180,490.58    | 181,982.85      | (1,492.27)      |
| <hr style="border-top: 1px dashed black;"/> |               |                 |                 |
| <b>OPERATING EXPENSES</b>                   |               |                 |                 |
| <hr style="border-top: 1px dashed black;"/> |               |                 |                 |
| OPERATION & MAINTENANCE                     |               |                 |                 |
| VIDEO EXPENSE                               | 131,301.69    | 146,814.47      | (15,512.78)     |
| DISTRIBUTION EXPENSE                        | 4,935.20      | 5,313.92        | (378.72)        |
| CUSTOMER BILLING & COLLECTING               | 2,917.85      | 2,814.30        | 103.55          |
| SALES EXPENSE                               | 948.21        | 569.87          | 378.34          |
| ADMIN & GENERAL EXPENSE                     | 13,780.51     | 15,764.19       | (1,983.68)      |
| <hr style="border-top: 1px dashed black;"/> |               |                 |                 |
| TOTAL OPERATING & MAINT.                    | 153,883.46    | 171,276.75      | (17,393.29)     |
| <hr style="border-top: 1px dashed black;"/> |               |                 |                 |
| DEPRECIATION EXPENSE                        | 15,512.59     | 13,701.87       | 1,810.72        |
| TAXES                                       | 1,162.39      | 1,222.98        | (60.59)         |
| <hr style="border-top: 1px dashed black;"/> |               |                 |                 |
| TOTAL OPERATING EXPENSES                    | 170,558.44    | 186,201.60      | (15,643.16)     |
| <hr style="border-top: 1px dashed black;"/> |               |                 |                 |
| OPERATING INCOME (LOSS)                     | 9,932.14      | (4,218.75)      | 14,150.89       |
| <hr style="border-top: 3px double black;"/> |               |                 |                 |

**REEDSBURG UTILITY COMMISSION  
VIDEO - MONTHLY OPERATING INCOME  
COMPARED TO BUDGET  
Balance as of Apr 2025**

|   | <b>MTD \$</b> | <b>MTD BGT</b> | <b>VARIANCE</b> |
|---|---------------|----------------|-----------------|
| <hr style="border-top: 1px dashed black;"/> |               |                |                 |
| <b>OPERATING REVENUE</b>                    |               |                |                 |
| <hr style="border-top: 1px dashed black;"/> |               |                |                 |
| SALES                                       |               |                |                 |
| LOCAL                                       | 11,426.77     | 12,219.00      | (792.23)        |
| PRIME HD                                    | 92,557.75     | 96,677.00      | (4,119.25)      |
| MAX   | 24,913.15     | 24,623.00      | 290.15          |
| RURAL ACCESS FEE                            | 30.00         | 10.00          | 20.00           |
| BULK CABLE                                  | 6,112.65      | 6,113.00       | (0.35)          |
| PREMIUM CHANNELS                            | 1,339.14      | 1,422.00       | (82.86)         |
| DISCOUNTS/PROMOTIONS                        | 0.00          | 0.00           | 0.00            |
| RECEIVER REVENUE                            | 59.69         | 34.00          | 25.69           |
| INSTALLATION FEES                           | 25.00         | 59.00          | (34.00)         |
| ADVERTISING REVENUE                         | 0.00          | 0.00           | 0.00            |
| SURCHARGE REVENUE                           | 42,940.80     | 44,544.00      | (1,603.20)      |
| MISCELLANEOUS/OTHER                         | 1,085.63      | 1,105.00       | (19.37)         |
| <hr style="border-top: 1px dashed black;"/> |               |                |                 |
| TOTAL OPERATING REVENUE                     | 180,490.58    | 186,806.00     | (6,315.42)      |
| <hr style="border-top: 1px dashed black;"/> |               |                |                 |
| <b>OPERATING EXPENSES</b>                   |               |                |                 |
| <hr style="border-top: 1px dashed black;"/> |               |                |                 |
| OPERATION & MAINTENANCE                     |               |                |                 |
| VIDEO EXPENSE                               | 131,301.69    | 142,122.00     | (10,820.31)     |
| DISTRIBUTION EXPENSE                        | 4,935.20      | 5,532.00       | (596.80)        |
| CUSTOMER BILLING & COLLECTING               | 2,917.85      | 2,955.00       | (37.15)         |
| SALES EXPENSE                               | 948.21        | 598.00         | 350.21          |
| ADMIN & GENERAL EXPENSE                     | 13,780.51     | 16,606.00      | (2,825.49)      |
| <hr style="border-top: 1px dashed black;"/> |               |                |                 |
| TOTAL OPERATING & MAINT.                    | 153,883.46    | 167,813.00     | (13,929.54)     |
| <hr style="border-top: 1px dashed black;"/> |               |                |                 |
| DEPRECIATION EXPENSE                        | 15,512.59     | 15,734.00      | (221.41)        |
| TAXES                                       | 1,162.39      | 1,227.00       | (64.61)         |
| <hr style="border-top: 1px dashed black;"/> |               |                |                 |
| TOTAL OPERATING EXPENSES                    | 170,558.44    | 184,774.00     | (14,215.56)     |
| <hr style="border-top: 1px dashed black;"/> |               |                |                 |
| OPERATING INCOME (LOSS)                     | 9,932.14      | 2,032.00       | 7,900.14        |
| <hr style="border-top: 3px double black;"/> |               |                |                 |

**REEDSBURG UTILITY COMMISSION  
VIDEO - YTD OPERATING INCOME  
COMPARED TO PRIOR YEAR  
Balance as of Apr 2025**

|                               | YTD \$     | PRIOR \$   | VARIANCE    |
|-------------------------------|------------|------------|-------------|
| <b>OPERATING REVENUE</b>      |            |            |             |
| -----                         |            |            |             |
| SALES                         |            |            |             |
| LOCAL                         | 46,104.18  | 48,104.52  | (2,000.34)  |
| PRIME HD                      | 371,572.47 | 383,201.64 | (11,629.17) |
| MAX                           | 99,450.88  | 99,765.81  | (314.93)    |
| RURAL ACCESS FEE              | 132.00     | 161.67     | (29.67)     |
| BULK CABLE                    | 24,450.60  | 24,450.60  | 0.00        |
| PREMIUM CHANNELS              | 5,730.91   | 5,853.47   | (122.56)    |
| DISCOUNTS/PROMOTIONS          | 0.00       | 0.00       | 0.00        |
| RECEIVER REVENUE              | 361.49     | 129.30     | 232.19      |
| INSTALLATION FEES             | 225.00     | 205.00     | 20.00       |
| ADVERTISING REVENUE           | 0.00       | 0.00       | 0.00        |
| SURCHARGE REVENUE             | 172,031.19 | 171,709.15 | 322.04      |
| MISCELLANEOUS/OTHER           | 4,548.93   | 4,734.36   | (185.43)    |
|                               | -----      |            |             |
| TOTAL OPERATING REVENUE       | 724,607.65 | 738,315.52 | (13,707.87) |
|                               | -----      |            |             |
| <b>OPERATING EXPENSES</b>     |            |            |             |
| -----                         |            |            |             |
| OPERATION & MAINTENANCE       |            |            |             |
| VIDEO EXPENSE                 | 519,821.48 | 536,854.58 | (17,033.10) |
| DISTRIBUTION EXPENSE          | 18,799.72  | 20,546.08  | (1,746.36)  |
| CUSTOMER BILLING & COLLECTING | 11,681.37  | 12,689.96  | (1,008.59)  |
| SALES EXPENSE                 | 2,646.49   | 2,110.98   | 535.51      |
| ADMIN & GENERAL EXPENSE       | 66,167.41  | 65,637.52  | 529.89      |
|                               | -----      |            |             |
| TOTAL OPERATING & MAINT.      | 619,116.47 | 637,839.12 | (18,722.65) |
|                               | -----      |            |             |
| DEPRECIATION EXPENSE          | 61,748.79  | 54,531.95  | 7,216.84    |
| TAXES                         | 4,452.23   | 4,793.36   | (341.13)    |
|                               | -----      |            |             |
| TOTAL OPERATING EXPENSES      | 685,317.49 | 697,164.43 | (11,846.94) |
|                               | -----      |            |             |
| OPERATING INCOME (LOSS)       | 39,290.16  | 41,151.09  | (1,860.93)  |
|                               | =====      |            |             |

**REEDSBURG UTILITY COMMISSION  
VIDEO - YTD OPERATING INCOME  
COMPARED TO BUDGET  
Balance as of Apr 2025**

|                               | YTD \$     | YTD BGT    | VARIANCE    |
|-------------------------------|------------|------------|-------------|
| <b>OPERATING REVENUE</b>      |            |            |             |
| <b>-----</b>                  |            |            |             |
| SALES                         |            |            |             |
| LOCAL                         | 46,104.18  | 48,876.00  | (2,771.82)  |
| PRIME HD                      | 371,572.47 | 386,708.00 | (15,135.53) |
| MAX                           | 99,450.88  | 98,492.00  | 958.88      |
| RURAL ACCESS FEE-VIDEO        | 132.00     | 40.00      | 92.00       |
| BULK CABLE                    | 24,450.60  | 24,452.00  | (1.40)      |
| PREMIUM CHANNELS              | 5,730.91   | 5,688.00   | 42.91       |
| DISCOUNTS/PROMOTIONS          | 0.00       | 0.00       | 0.00        |
| RECEIVER REVENUE              | 361.49     | 136.00     | 225.49      |
| INSTALLATION FEES             | 225.00     | 236.00     | (11.00)     |
| ADVERTISING REVENUE           | 0.00       | 0.00       | 0.00        |
| SURCHARGE REVENUE             | 172,031.19 | 178,176.00 | (6,144.81)  |
| MISCELLANEOUS/OTHER           | 4,548.93   | 4,732.00   | (183.07)    |
|                               | 724,607.65 | 747,536.00 | (22,928.35) |
|                               | -----      | -----      | -----       |
| <br><b>OPERATING EXPENSES</b> |            |            |             |
| <b>-----</b>                  |            |            |             |
| OPERATION & MAINTENANCE       |            |            |             |
| VIDEO EXPENSE                 | 519,821.48 | 568,488.00 | (48,666.52) |
| DISTRIBUTION EXPENSE          | 18,799.72  | 21,401.00  | (2,601.28)  |
| CUSTOMER BILLING & COLLECTING | 11,681.37  | 13,324.00  | (1,642.63)  |
| SALES EXPENSE                 | 2,646.49   | 2,215.00   | 431.49      |
| ADMIN & GENERAL EXPENSE       | 66,167.41  | 68,989.00  | (2,821.59)  |
|                               | 619,116.47 | 674,417.00 | (55,300.53) |
|                               | -----      | -----      | -----       |
| DEPRECIATION EXPENSE          | 61,748.79  | 62,007.00  | (258.21)    |
| TAXES                         | 4,452.23   | 4,766.00   | (313.77)    |
|                               | 685,317.49 | 741,190.00 | (55,872.51) |
|                               | -----      | -----      | -----       |
| TOTAL OPERATING EXPENSES      | 685,317.49 | 741,190.00 | (55,872.51) |
|                               | -----      | -----      | -----       |
| OPERATING INCOME (LOSS)       | 39,290.16  | 6,346.00   | 32,944.16   |
|                               | -----      | -----      | -----       |

**REEDSBURG UTILITY COMMISSION**  
**TELEPHONE - MONTHLY OPERATING INCOME**  
**COMPARED TO PRIOR YEAR**  
**Balance as of Apr 2025**

|                           | MTD \$     | PRIOR \$   | VARIANCE   |
|---------------------------|------------|------------|------------|
| <b>OPERATING REVENUE</b>  |            |            |            |
| -----                     |            |            |            |
| SALES                     |            |            |            |
| RESIDENTIAL LOCAL SERVICE | 298.34     | 299.02     | (0.68)     |
| BUSINESS LOCAL SERVICE    | 40.92      | 292.04     | (251.12)   |
| RESIDENTIAL VoIP REVENUE  | 32,949.04  | 33,527.54  | (578.50)   |
| BUSINESS VoIP REVENUE     | 31,116.73  | 29,541.41  | 1,575.32   |
| REGULATORY FEES           | 6,005.10   | 6,895.28   | (890.18)   |
| ECC REVENUE               | 0.00       | 0.00       | 0.00       |
| LONG DISTANCE             | 277.87     | 251.55     | 26.32      |
| SWITCHED ACCESS REVENUE   | 0.00       | 0.00       | 0.00       |
| DIRECTORY REVENUE         | 256.00     | 110.20     | 145.80     |
| TELEPHONE INSTALL FEES    | 470.00     | 130.00     | 340.00     |
| RURAL ACCESS FEE          | 547.34     | 299.67     | 247.67     |
| OTHER TELEPHONE REVENUES  | 133.87     | 59.00      | 74.87      |
| -----                     |            |            |            |
| TOTAL OPERATING REVENUE   | 72,095.21  | 71,405.71  | 689.50     |
| -----                     |            |            |            |
| <b>OPERATING EXPENSES</b> |            |            |            |
| -----                     |            |            |            |
| OPERATION & MAINTENANCE   |            |            |            |
| ACCESS EXPENSE            | 2,098.72   | 1,533.50   | 565.22     |
| VoIP ACCESS EXPENSE       | 18,868.52  | 17,784.60  | 1,083.92   |
| DISTRIBUTION EXPENSE      | 8,680.12   | 7,675.39   | 1,004.73   |
| CUSTOMER ACCOUNTS EXPENSE | 3,956.43   | 3,803.52   | 152.91     |
| SALES EXPENSE             | 1,327.50   | 793.76     | 533.74     |
| ADMIN & GENERAL EXPENSE   | 18,723.92  | 18,230.84  | 493.08     |
| -----                     |            |            |            |
| TOTAL OPERATION & MAINT.  | 53,655.21  | 49,821.61  | 3,833.60   |
| DEPRECIATION EXPENSE      | 20,546.45  | 18,097.34  | 2,449.11   |
| TAXES                     | 5,282.76   | 5,335.64   | (52.88)    |
| -----                     |            |            |            |
| TOTAL OPERATING EXPENSES  | 79,484.42  | 73,254.59  | 6,229.83   |
| -----                     |            |            |            |
| OPERATING INCOME (LOSS)   | (7,389.21) | (1,848.88) | (5,540.33) |
| =====                     |            |            |            |

**REEDSBURG UTILITY COMMISSION**  
**TELEPHONE - MONTHLY OPERATING INCOME**  
**COMPARED TO BUDGET**  
**Balance as of Apr 2025**

|                           | MTD \$     | MTD BGT    | VARIANCE   |
|---------------------------|------------|------------|------------|
| <b>OPERATING REVENUE</b>  |            |            |            |
| -----                     |            |            |            |
| SALES                     |            |            |            |
| RESIDENTIAL LOCAL SERVICE | 298.34     | 321.00     | (22.66)    |
| BUSINESS LOCAL SERVICE    | 40.92      | 290.00     | (249.08)   |
| RESIDENTIAL VoIP REVENUE  | 32,949.04  | 33,730.00  | (780.96)   |
| BUSINESS VoIP REVENUE     | 31,116.73  | 30,575.00  | 541.73     |
| REGULATORY FEES           | 6,005.10   | 6,895.00   | (889.90)   |
| ECC REVENUE               | 0.00       | 0.00       | 0.00       |
| LONG DISTANCE             | 277.87     | 367.00     | (89.13)    |
| SWITCHED ACCESS REVENUE   | 0.00       | 0.00       | 0.00       |
| DIRECTORY REVENUE         | 256.00     | 110.00     | 146.00     |
| TELEPHONE INSTALL FEES    | 470.00     | 130.00     | 340.00     |
| RURAL ACCESS FEE          | 547.34     | 340.00     | 207.34     |
| OTHER TELEPHONE REVENUES  | 133.87     | 38.00      | 95.87      |
|                           | -----      |            |            |
| TOTAL OPERATING REVENUE   | 72,095.21  | 72,796.00  | (700.79)   |
|                           | -----      |            |            |
| <b>OPERATING EXPENSES</b> |            |            |            |
| -----                     |            |            |            |
| OPERATION & MAINTENANCE   |            |            |            |
| ACCESS EXPENSE            | 2,098.72   | 1,602.00   | 496.72     |
| VoIP ACCESS EXPENSE       | 18,868.52  | 18,038.00  | 830.52     |
| DISTRIBUTION EXPENSE      | 8,680.12   | 8,060.00   | 620.12     |
| CUSTOMER ACCOUNTS EXPENSE | 3,956.43   | 4,035.00   | (78.57)    |
| SALES EXPENSE             | 1,327.50   | 833.00     | 494.50     |
| ADMIN & GENERAL EXPENSE   | 18,723.92  | 19,123.00  | (399.08)   |
|                           | -----      |            |            |
| TOTAL OPERATION & MAINT.  | 53,655.21  | 51,691.00  | 1,964.21   |
| DEPRECIATION EXPENSE      | 20,546.45  | 20,149.00  | 397.45     |
| TAXES                     | 5,282.76   | 4,430.00   | 852.76     |
|                           | -----      |            |            |
| TOTAL OPERATING EXPENSES  | 79,484.42  | 76,270.00  | 3,214.42   |
|                           | -----      |            |            |
| OPERATING INCOME (LOSS)   | (7,389.21) | (3,474.00) | (3,915.21) |
|                           | =====      |            |            |

**REEDSBURG UTILITY COMMISSION  
TELEPHONE - YTD OPERATING INCOME  
COMPARED TO PRIOR YEAR  
Balance as of Apr 2025**

|                           | YTD \$      | PRIOR \$   | VARIANCE    |
|---------------------------|-------------|------------|-------------|
| <b>OPERATING REVENUE</b>  |             |            |             |
| -----                     |             |            |             |
| SALES                     |             |            |             |
| RESIDENTIAL LOCAL SERVICE | 1,176.35    | 1,172.41   | 3.94        |
| BUSINESS LOCAL SERVICE    | 161.37      | 1,165.63   | (1,004.26)  |
| RESIDENTIAL VoIP REVENUE  | 131,428.10  | 134,106.66 | (2,678.56)  |
| BUSINESS VoIP REVENUE     | 125,110.89  | 117,749.62 | 7,361.27    |
| REGULATORY FEES           | 23,938.99   | 27,725.74  | (3,786.75)  |
| ECC REVENUE               | 0.00        | 0.00       | 0.00        |
| LONG DISTANCE             | 883.91      | 1,130.54   | (246.63)    |
| SWITCHED ACCESS REVENUE   | 0.00        | 0.00       | 0.00        |
| DIRECTORY REVENUE         | 874.78      | 473.80     | 400.98      |
| TELEPHONE INSTALL FEES    | 790.00      | 1,120.00   | (330.00)    |
| RURAL ACCESS FEE          | 2,070.67    | 1,109.01   | 961.66      |
| OTHER TELEPHONE REVENUES  | 815.17      | 180.67     | 634.50      |
|                           | -----       |            |             |
| TOTAL OPERATING REVENUE   | 287,250.23  | 285,934.08 | 1,316.15    |
|                           | -----       |            |             |
| <b>OPERATING EXPENSES</b> |             |            |             |
| -----                     |             |            |             |
| OPERATION & MAINTENANCE   |             |            |             |
| ACCESS EXPENSE            | 7,778.37    | 5,860.42   | 1,917.95    |
| VoIP ACCESS EXPENSE       | 56,363.58   | 53,000.54  | 3,363.04    |
| DISTRIBUTION EXPENSE      | 29,118.60   | 27,636.52  | 1,482.08    |
| CUSTOMER ACCOUNTS EXPENSE | 15,618.56   | 15,799.78  | (181.22)    |
| SALES EXPENSE             | 3,699.78    | 2,939.46   | 760.32      |
| ADMIN & GENERAL EXPENSE   | 87,003.41   | 76,819.10  | 10,184.31   |
|                           | -----       |            |             |
| TOTAL OPERATION & MAINT.  | 199,582.30  | 182,055.82 | 17,526.48   |
| DEPRECIATION EXPENSE      | 81,849.48   | 72,003.58  | 9,845.90    |
| TAXES                     | 17,095.94   | 17,488.57  | (392.63)    |
|                           | -----       |            |             |
| TOTAL OPERATING EXPENSES  | 298,527.72  | 271,547.97 | 26,979.75   |
|                           | -----       |            |             |
| OPERATING INCOME (LOSS)   | (11,277.49) | 14,386.11  | (25,663.60) |
|                           | =====       |            |             |

**REEDSBURG UTILITY COMMISSION  
 TELEPHONE - YTD OPERATING INCOME  
 COMPARED TO BUDGET  
 Balance as of Apr 2025**

|                           | YTD \$      | YTD BGT     | VARIANCE    |
|---------------------------|-------------|-------------|-------------|
| <b>OPERATING REVENUE</b>  |             |             |             |
| -----                     |             |             |             |
| SALES                     |             |             |             |
| RESIDENTIAL LOCAL SERVICE | 1,176.35    | 1,284.00    | (107.65)    |
| BUSINESS LOCAL SERVICE    | 161.37      | 1,160.00    | (998.63)    |
| RESIDENTIAL VoIP REVENUE  | 131,428.10  | 134,581.00  | (3,152.90)  |
| BUSINESS VoIP REVENUE     | 125,110.89  | 121,994.00  | 3,116.89    |
| REGULATORY FEES           | 23,938.99   | 27,725.00   | (3,786.01)  |
| ECC REVENUE               | 0.00        | 0.00        | 0.00        |
| LONG DISTANCE             | 883.91      | 1,468.00    | (584.09)    |
| SWITCHED ACCESS REVENUE   | 0.00        | 0.00        | 0.00        |
| DIRECTORY REVENUE         | 874.78      | 473.00      | 401.78      |
| TELEPHONE INSTALL FEES    | 790.00      | 1,120.00    | (330.00)    |
| RURAL ACCESS FEE          | 2,070.67    | 1,360.00    | 710.67      |
| OTHER TELEPHONE REVENUES  | 815.17      | 152.00      | 663.17      |
| -----                     |             |             |             |
| TOTAL OPERATING REVENUE   | 287,250.23  | 291,317.00  | (4,066.77)  |
| -----                     |             |             |             |
| <b>OPERATING EXPENSES</b> |             |             |             |
| -----                     |             |             |             |
| OPERATION & MAINTENANCE   |             |             |             |
| ACCESS EXPENSE            | 7,778.37    | 6,393.00    | 1,385.37    |
| VoIP ACCESS EXPENSE       | 56,363.58   | 71,975.00   | (15,611.42) |
| DISTRIBUTION EXPENSE      | 29,118.60   | 29,019.00   | 99.60       |
| CUSTOMER ACCOUNTS EXPENSE | 15,618.56   | 16,522.00   | (903.44)    |
| SALES EXPENSE             | 3,699.78    | 3,086.00    | 613.78      |
| ADMIN & GENERAL EXPENSE   | 87,003.41   | 80,377.00   | 6,626.41    |
| -----                     |             |             |             |
| TOTAL OPERATION & MAINT.  | 199,582.30  | 207,372.00  | (7,789.70)  |
| -----                     |             |             |             |
| DEPRECIATION EXPENSE      | 81,849.48   | 80,497.00   | 1,352.48    |
| TAXES                     | 17,095.94   | 17,676.00   | (580.06)    |
| -----                     |             |             |             |
| TOTAL OPERATING EXPENSES  | 298,527.72  | 305,545.00  | (7,017.28)  |
| -----                     |             |             |             |
| OPERATING INCOME (LOSS)   | (11,277.49) | (14,228.00) | 2,950.51    |
| =====                     |             |             |             |

05/16/2025 12:04:15 PM

# Accounts Payable Check Register

Page 1

04/23/2025 To 05/19/2025

**Bank Account: 3 - COMMUNITY 1ST BK-WATER MRB P&I**

| Check /<br>Tran Date                | Pmt<br>Type | Vendor | Vendor Name              | Reference            | Amount        |
|-------------------------------------|-------------|--------|--------------------------|----------------------|---------------|
| 13 04/28/2025                       | WIRE        | 1040   | ASSOCIATED TRUST COMPANY | WATER 2014 MRB PYMTS | 76,937.50     |
| <b>Total for Bank Account - 3 :</b> |             |        |                          |                      | (1) 76,937.50 |

05/16/2025 12:04:15 PM

# Accounts Payable Check Register

Page 2

04/23/2025 To 05/19/2025

**Bank Account: 5 - COMMUNITY 1ST CUSTOMER PYMT**

| Check /<br>Tran Date                | Pmt<br>Type | Vendor | Vendor Name         | Reference               | Amount           |
|-------------------------------------|-------------|--------|---------------------|-------------------------|------------------|
| 181 04/28/2025                      | WIRE        | 1561   | WI PUBLIC POWER INC | MONTHLY POWER BILL PYMT | 1,492,246.83     |
| <b>Total for Bank Account - 5 :</b> |             |        |                     |                         | (1) 1,492,246.83 |

05/16/2025 12:04:15 PM

# Accounts Payable Check Register

Page 3

04/23/2025 To 05/19/2025

**Bank Account: 11 - COMMUNITY 1ST CHECKING**

| Check /<br>Tran Date | Pmt<br>Type | Vendor | Vendor Name                    | Reference                                | Amount    |
|----------------------|-------------|--------|--------------------------------|--|-----------|
| 2295 05/01/2025      | WIRE        | 1155   | EMPLOYEE BENEFITS CORPORATION  | MONTHLY FLEX PLAN DEDUCTIONS             | 2,032.62  |
| 2302 04/25/2025      | WIRE        | 2010   | GREAT-WEST FINANCIAL           | DEFERRED COMP DEDUCTIONS                 | 2,615.29  |
| 2303 04/25/2025      | WIRE        | 2002   | EFTPS-ACH                      | PAYROLL-FED W/H TAXES                    | 32,358.06 |
| 2304 04/25/2025      | WIRE        | 2003   | SWT WITHHOLDING-ACH            | PAYROLL-STATE W/H TAX                    | 5,735.02  |
| 2305 04/29/2025      | WIRE        | 1155   | EMPLOYEE BENEFITS CORPORATION  | MEDICAL CLAIMS IN EXCESS 2025            | 190.00    |
| 2306 04/28/2025      | WIRE        | 1155   | EMPLOYEE BENEFITS CORPORATION  | MEDICAL CLAIMS IN EXCESS 2025            | 10.79     |
| 2307 04/30/2025      | WIRE        | 1155   | EMPLOYEE BENEFITS CORPORATION  | MONTHLY FLEX PLAN FEES                   | 119.00    |
| 2308 05/01/2025      | WIRE        | 1155   | EMPLOYEE BENEFITS CORPORATION  | MEDICAL CLAIMS IN EXCESS 2025            | 6.00      |
| 2309 05/02/2025      | WIRE        | 1232   | INTERSTATE TRS FUND            | ANNUAL ASSESSMENT OBLIGATION 10 of 12    | 1,514.06  |
| 2310 05/05/2025      | WIRE        | 1134   | DEPT OF THE TREASURY-ACH       | APRIL 2025 FEDERAL EXCISE TAX-FORM 720   | 1,880.30  |
| 2311 05/05/2025      | WIRE        | 1552   | WI DEPT OF REVENUE             | APRIL 25 911 POLICE & FIRE PROTECTION FE | 1,651.87  |
| 2313 05/09/2025      | WIRE        | 2010   | GREAT-WEST FINANCIAL           | DEFERRED COMP DEDUCTIONS                 | 2,668.30  |
| 2314 05/09/2025      | WIRE        | 2002   | EFTPS-ACH                      | PAYROLL-FED W/H TAXES                    | 34,381.89 |
| 2315 05/09/2025      | WIRE        | 2003   | SWT WITHHOLDING-ACH            | PAYROLL-STATE W/H TAX                    | 6,130.75  |
| 2318 05/08/2025      | WIRE        | 1508   | UNIVERSAL SERVICE ADMIN CO     | SUPPORT MECHANISM CHARGES-ID# 825478     | 3,721.20  |
| 2319 05/15/2025      | WIRE        | 1329   | NATIONAL CABLE TELEVISION COOP | APRIL 25 NCTC-MONTHLY PROGRAMMING FEES   | 88,604.33 |
| 2320 05/14/2025      | WIRE        | 1329   | NATIONAL CABLE TELEVISION COOP | APRIL 25 INTERSTATE WAVELENGTH-WINDSTREA | 3,258.60  |
| 13218 05/09/2025     | DD          | 2029   | BRETT SCHUPPNER                | April WPPI Meetings                      | 163.10    |
| 13219 05/09/2025     | DD          | 1510   | UPS SUPPLY CHAIN SOLUTIONS     | UPS GROUND                               | 201.29    |
| 35931 04/23/2025     | CHK         | 2384   | THE PIG PEN LLC                | 2025 Employee Appreciation Lunch         | 1,034.86  |
| 35932 04/23/2025     | CHK         | 1563   | WI SCTF                        | Child Support-                           | 458.80    |
| 35933 04/25/2025     | CHK         | 1097   | CITY OF REEDSBURG              | 2010 SAFE DRINKING WATER P&I GO LOAN     | 24,813.15 |
| 35934 04/25/2025     | CHK         | 1408   | REEDSBURG UTILITY COMMISSION   | COMMUNICATION SERVICES/INTERNET          | 3,330.86  |
| 35935 04/25/2025     | CHK         | 1408   | REEDSBURG UTILITY COMMISSION   | ELECTRIC/WATER INTERDEPARTMENTAL BILLING | 12,954.14 |
| 35936 04/28/2025     | CHK         | 2229   | CORPORATE BUSINESS SYSTEMS     | COPIER PRINT USAGE                       | 347.79    |
| 35937 04/28/2025     | CHK         | 2388   | GFL ENVIRONMENTAL              | STD TRASH/RECYCLING 05/2025-20YD ROLLOFF | 595.00    |

05/16/2025 12:04:15 PM

# Accounts Payable Check Register

Page 4

04/23/2025 To 05/19/2025

**Bank Account: 11 - COMMUNITY 1ST CHECKING**

| Check /<br>Tran Date | Pmt<br>Type | Vendor | Vendor Name                    | Reference                                | Amount    |
|----------------------|-------------|--------|--------------------------------|--|-----------|
| 35938 04/28/2025     | CHK         | 1475   | TEACH/UW/DPI                   | USF TEACH PROGRAM ASSESSMENT 03/2025     | 3,324.00  |
| 35939 04/28/2025     | CHK         | 1567   | WI UNIVERSAL SERVICE FUND      | USF MONTH ASSESSMENT 03/2025             | 456.00    |
| 35940 04/30/2025     | CHK         | 1016   | ALLIANT ENERGY/WPL             | ELECTRONICS CABINET-LOGANVILLE 04/2025   | 49.60     |
| 35941 04/30/2025     | CHK         | 2330   | AT&T MOBILITY                  | FIRSTNET MOBILE FOR IPADS 04/2025        | 159.95    |
| 35942 04/30/2025     | CHK         | 2121   | KAYSER CHRYSLER CENTER INC     | 2025 RAM 2500 REG CAB W/BOX SG508251     | 41,709.50 |
| 35943 04/30/2025     | CHK         | 1059   | LOS ANGELES LOCKBOX            | MONTHLY EXP BASIC SUBSCRIBERS 01/2025    | 2,672.50  |
| 35944 04/30/2025     | CHK         | 1296   | MARTELLE WATER TREATMENT       | SODIUM HYPOCHLORITE/AQUA MAG/HYDROFLUOSI | 5,734.46  |
| 35945 04/30/2025     | CHK         | 1357   | OLSEN SAFETY EQUIPMENT CORP    | 28" TRI-GLO TRAFFIC CONES 2825-07-MM     | 2,507.50  |
| 35946 04/30/2025     | CHK         | 1469   | SUPERIOR CHEMICAL CORP         | FIRE BALL DEGREASER 24/QT                | 298.18    |
| 35947 04/30/2025     | CHK         | 9999   | CG BUCHALTER LLC               | ECC REFUND WO 24-3-049-1-URD EXT ALEXAND | 980.00    |
| 35948 04/30/2025     | CHK         | 9999   | DAVID ROECKER FARM & EQUIPMENT | 72" STD BUCKET/48" 4.5K 1B PALLET FORKS  | 1,620.00  |
| 35949 04/30/2025     | CHK         | 9999   | TAKE 2                         | EMBEDDED COST CREDIT REFUND 24-3-059-1   | 3,828.00  |
| 35950 05/07/2025     | CHK         | 2      | AMAZON CAPITAL SERVICES        | 1" LABEL TAPE REPLACEMENTS               | 2,140.35  |
| 35951 05/07/2025     | CHK         | 2334   | CABLE AND CONNECTIONS          | 1X32 ABS STYLE SPLITTER 2mm-BLUE         | 2,100.00  |
| 35952 05/07/2025     | CHK         | 2229   | CORPORATE BUSINESS SYSTEMS     | QTRLY RENTAL CHARGES 5/1/25-7/31/25      | 52.00     |
| 35953 05/07/2025     | CHK         | 2414   | DELTAWARE INC                  | CHARLES IND PART GBK-12 BOND BRAID       | 1,580.00  |
| 35954 05/07/2025     | CHK         | 1411   | REGISTRATION FEE TRUST         | 2025 RAM SG508251 TITLE/TRANSFER FEE#300 | 165.50    |
| 35955 05/07/2025     | CHK         | 1412   | RESCO                          | ELBOW TERMINATOR 600AMP K655LR-L0330     | 5,488.00  |
| 35956 05/07/2025     | CHK         | 2413   | SAUK COUNTY CLERK OF COURTS    | CASE NUMBER 25CM15                       | 50.00     |
| 35957 05/07/2025     | CHK         | 1563   | WI SCTF                        | Child Support-                           | 458.80    |
| 35958 05/07/2025     | CHK         | 9999   | AUTO MEDIC LLC                 | ESTIMATE VS ACTUAL SNGL PH URD PRIM EXT  | 2,655.98  |
| 35959 05/07/2025     | CHK         | 9999   | HUNTINGTON PARK LLC            | ESTIMATE VS ACTUAL 1840 HUNTINGTON PRK D | 4,438.13  |
| 35960 05/07/2025     | CHK         | 9999   | SHOP SPACE WI                  | 407 S WENGEL DR-EMBEDDED COST CREDITS    | 1,960.00  |
| 35961 05/08/2025     | CHK         | 1016   | ALLIANT ENERGY/WPL             | 501 UTILITY CT GAS MTR 6804134           | 310.51    |
| 35962 05/08/2025     | CHK         | 1026   | AMERICAN LEGION POST 350       | NEW 5'X8' US FLAG                        | 80.00     |
| 35963 05/08/2025     | CHK         | 1074   | CALIX                          | PROTECTIQ/EXPERIENCE IQ 05/2025          | 535.00    |

05/16/2025 12:04:15 PM

# Accounts Payable Check Register

Page 5

04/23/2025 To 05/19/2025

**Bank Account: 11 - COMMUNITY 1ST CHECKING**

| Check /<br>Tran Date                 | Pmt<br>Type | Vendor | Vendor Name                    | Reference                              | Amount                 |
|--------------------------------------|-------------|--------|--------------------------------|--|------------------------|
| 35964 05/08/2025                     | CHK         | 2229   | CORPORATE BUSINESS SYSTEMS     | COPIER PRINT USAGE                     | 191.96                 |
| 35965 05/08/2025                     | CHK         | 2052   | FRONTIER                       | PORTING CHARGES                        | 238.00                 |
| 35966 05/08/2025                     | CHK         | 2326   | PEST CONTROL CONSULTANTS       | PEST CONTROL                           | 90.95                  |
| 35967 05/08/2025                     | CHK         | 2011   | VERMEER WISCONSIN INC          | DIRCTIONAL DRILL MAINT UNIT #800       | 13,026.31              |
| 35968 05/13/2025                     | CHK         | 1016   | ALLIANT ENERGY/WPL             | BOOSTER 1301 19TH ST-GAS MTR 430050693 | 16.95                  |
| 35969 05/13/2025                     | CHK         | 1049   | BADGER WELDING SUPPLIES INC    | CYLINDER REFILL-NITROGEN               | 19.85                  |
| 35970 05/13/2025                     | CHK         | 2151   | FS.COM INC                     | 1x4 SPLITTER MODULE                    | 344.00                 |
| 35971 05/13/2025                     | CHK         | 1198   | GENUINE TELECOM                | 5.0MB/5.0MB INTERNET-RICHLAND CENTER   | 330.00                 |
| 35972 05/13/2025                     | CHK         | 1276   | LAVALLE TELEPHONE COOP, INC.   | 5MB 3/YR ETH TERM TO R-CTR/VIDEO FEED  | 787.00                 |
| 35973 05/13/2025                     | CHK         | 1355   | ODP BUSINESS SOLUTIONS LLC     | OFFICE SUPPLIES                        | 213.46                 |
| 35974 05/13/2025                     | CHK         | 1314   | SECURIAN FINANCIAL GROUP, INC. | LIFE INSURANCE PREMIUMS/DEDUCTS        | 1,351.91               |
| 35975 05/13/2025                     | CHK         | 2415   | WISCONSIN HYDRANT REPAIR LLC   | STAINLESS STEEL PRO-CITY VALVE NUT     | 489.00                 |
| 35976 05/13/2025                     | CHK         | 2404   | WWWP                           | QTRLY WWWP MEETING 6/4/25              | 50.00                  |
| <b>Total for Bank Account - 11 :</b> |             |        |                                |  | <b>(65) 333,280.42</b> |

05/16/2025 12:04:15 PM

# Accounts Payable Check Register

Page 6

04/23/2025 To 05/19/2025

**Bank Account: 13 - COMM 1ST BK-ATC**

| Check /<br>Tran Date                 | Pmt<br>Type | Vendor | Vendor Name                   | Reference                          | Amount            |
|--------------------------------------|-------------|--------|-------------------------------|------------------------------------|-------------------|
| 29 04/28/2025                        | WIRE        | 1028   | AMERICAN TRANSMISSION COMPANY | 2ND CALL FOR VOL ADDL CAPITAL 2025 | 108,942.00        |
| <b>Total for Bank Account - 13 :</b> |             |        |                               |                                    | (1) 108,942.00    |
| <b>Grand Total :</b>                 |             |        |                               |                                    | (68) 2,011,406.75 |

05/16/2025 12:06:24 pm

**ACCOUNTS PAYABLE  
CASH COMMITMENT**

Page: 1

**Beginning Date: 04/23/2025**

| Vendor Name  | Due Date   | Invoice            | Pmt Type | Scheduled Pmt Date | Misc Credit | Due In Days |          |         |      |      |
|--|------------|--------------------|----------|--------------------|-------------|-------------|----------|---------|------|------|
|  |            |                    |          |                    |             | 30 Or Less  | 31 - 60  | 61 - 90 | 91+  |      |
| <b>Vendor - 1001 A C ENGINEERING CO</b>                    |            |                    |          |                    |             |             |          |         |      |      |
| 1001 A C ENGINEERING CO                                    | 05/20/2025 | 350710429          | CHK      | 05/20/2025         |             | \$ 3,027.77 |          |         |      |      |
| Ref: TROUBLESHOOT/REPLACE VOLATAGE REGULATOR               |            |                    |          |                    |             |             |          |         |      |      |
| <b>Totals For Vendor - 1001 - A C ENGINEERING CO</b>       |            |                    |          |                    |             | 0.00        | 3,027.77 | 0.00    | 0.00 | 0.00 |
| <b>Vendor - 2381 ALLEN MEDIA BROADCASTING</b>              |            |                    |          |                    |             |             |          |         |      |      |
| 2381 ALLEN MEDIA BROADCASTING                              | 05/20/2025 | 610905             | CHK      | 05/20/2025         |             | \$ 9,139.20 |          |         |      |      |
| Ref: RETRANSMISSION OF WKOW-ABC-BASIC 04/2025              |            |                    |          |                    |             |             |          |         |      |      |
| <b>Totals For Vendor - 2381 - ALLEN MEDIA BROADCASTING</b> |            |                    |          |                    |             | 0.00        | 9,139.20 | 0.00    | 0.00 | 0.00 |
| <b>Vendor - 1016 ALLIANT ENERGY/WPL</b>                    |            |                    |          |                    |             |             |          |         |      |      |
| 1016 ALLIANT ENERGY/WPL                                    | 05/20/2025 | 1298537051 05/2025 | CHK      | 05/20/2025         |             | \$ 68.67    |          |         |      |      |
| Ref: ELECTRONICS BLDG-SPRING GREEN                         |            |                    |          |                    |             |             |          |         |      |      |
| <b>Totals For Vendor - 1016 - ALLIANT ENERGY/WPL</b>       |            |                    |          |                    |             | 0.00        | 68.67    | 0.00    | 0.00 | 0.00 |
| <b>Vendor - 2 AMAZON CAPITAL SERVICES</b>                  |            |                    |          |                    |             |             |          |         |      |      |
| 2 AMAZON CAPITAL SERVICES                                  | 05/20/2025 | 11N7-RTW7-QWNN     | CHK      | 05/20/2025         |             | \$ 43.56    |          |         |      |      |
| Ref: SUPER LUBE 41160 SYNTHETIC GREASE                     |            |                    |          |                    |             |             |          |         |      |      |
| 2 AMAZON CAPITAL SERVICES                                  | 05/20/2025 | 1DQM-V9KX-XD4J     | CHK      | 05/20/2025         |             | \$ 171.26   |          |         |      |      |
| Ref: ORANGE 3/16" POP RIVETS                               |            |                    |          |                    |             |             |          |         |      |      |
| 2 AMAZON CAPITAL SERVICES                                  | 05/20/2025 | 1HDK-WVXK-J379     | CHK      | 05/20/2025         |             | \$ 171.26   |          |         |      |      |
| 2 AMAZON CAPITAL SERVICES                                  | 05/20/2025 | 1HYP-L19H-16W4     | CHK      | 05/20/2025         |             | \$ 224.08   |          |         |      |      |
| Ref: PULL LINE/ELEC TAPE/CHAIN/ZIP TIES                    |            |                    |          |                    |             |             |          |         |      |      |
| 2 AMAZON CAPITAL SERVICES                                  | 05/20/2025 | 1JC4-PFLD-MVHY     | CHK      | 05/20/2025         |             | \$ 53.98    |          |         |      |      |
| Ref: AVERY LABELS 5160                                     |            |                    |          |                    |             |             |          |         |      |      |
| 2 AMAZON CAPITAL SERVICES                                  | 05/20/2025 | 1JYH-VRN1-4M7F     | CHK      | 05/20/2025         |             | \$ 224.72   |          |         |      |      |
| Ref: NTRWK CABLE TESTER/VACUUM/CRIMPER/MASON               |            |                    |          |                    |             |             |          |         |      |      |
| 2 AMAZON CAPITAL SERVICES                                  |            | 1L6J-MF43-RVHT     |          |                    | -17.32      |             |          |         |      |      |
| Ref: CREDIT FOR MISSING BITS                               |            |                    |          |                    |             |             |          |         |      |      |
| 2 AMAZON CAPITAL SERVICES                                  | 05/20/2025 | 1MKC-1JRK-677W     | CHK      | 05/20/2025         |             | \$ 43.55    |          |         |      |      |

05/16/2025 12:06:24 pm

**ACCOUNTS PAYABLE  
CASH COMMITMENT**

Page: 2

**Beginning Date: 04/23/2025**

| Vendor Name  | Due Date   | Invoice              | Pmt Type | Scheduled Pmt Date | Misc Credit | Due In Days  |         |         |      |  |
|--|------------|----------------------|----------|--------------------|-------------|--------------|---------|---------|------|--|
|  |            |                      |          |                    |             | 30 Or Less   | 31 - 60 | 61 - 90 | 91+  |  |
| <b>Ref: JUNCITON BOX D-20/SCREWDRIVERS</b>             |            |                      |          |                    |             |              |         |         |      |  |
| 2 AMAZON CAPITAL SERVICES                              | 05/20/2025 | 1NDD-GJTT-DC3Y       | CHK      | 05/20/2025         |             | \$ 658.50    |         |         |      |  |
| <b>Ref: DRIVEWAY MARKERS 48" 5/16" DIA ORANGE</b>      |            |                      |          |                    |             |              |         |         |      |  |
| 2 AMAZON CAPITAL SERVICES                              | 05/20/2025 | 1QLQ-134T-TF3H       | CHK      | 05/20/2025         |             | \$ 72.49     |         |         |      |  |
| <b>Ref: SPADE BIT/FISH TAPE/MASON LINE</b>             |            |                      |          |                    |             |              |         |         |      |  |
| 2 AMAZON CAPITAL SERVICES                              | 05/20/2025 | 1TFL-KJFH-YJFF       | CHK      | 05/20/2025         |             | \$ 151.63    |         |         |      |  |
| <b>Ref: MEASURING WHEEL/POWER INVERTER/HAND HOOK</b>   |            |                      |          |                    |             |              |         |         |      |  |
| 2 AMAZON CAPITAL SERVICES                              | 05/20/2025 | 1YNJ-7PJQ-H69D       | CHK      | 05/20/2025         |             | \$ 56.17     |         |         |      |  |
| <b>Ref: 30' HDMI CABLE/SELF LOCK POWER TAPE</b>        |            |                      |          |                    |             |              |         |         |      |  |
| <b>Totals For Vendor - 2 - AMAZON CAPITAL SERVICES</b> |            |                      |          |                    |             |              |         |         |      |  |
|  |            |                      |          |                    | -17.32      | 1,871.20     | 0.00    | 0.00    | 0.00 |  |
| <b>Vendor - 2103 ANPI BUSINESS LLC</b>                 |            |                      |          |                    |             |              |         |         |      |  |
| 2103 ANPI BUSINESS LLC                                 | 05/20/2025 | 105481000000250501   | CHK      | 05/20/2025         |             | \$ 11,966.96 |         |         |      |  |
| <b>Ref: RECURRING SERVICE CHARGES-ACCESS 04/2025</b>   |            |                      |          |                    |             |              |         |         |      |  |
| 2103 ANPI BUSINESS LLC                                 | 05/20/2025 | 105481000000250501.0 | CHK      | 05/20/2025         |             | \$ 340.34    |         |         |      |  |
| <b>Ref: YEALINK SIP T33G W/PS</b>                      |            |                      |          |                    |             |              |         |         |      |  |
| 2103 ANPI BUSINESS LLC                                 | 05/20/2025 | 105481000000250501.1 | CHK      | 05/20/2025         |             | \$ 525.67    |         |         |      |  |
| <b>Ref: YEALINK SIP-T54W W/PS</b>                      |            |                      |          |                    |             |              |         |         |      |  |
| 2103 ANPI BUSINESS LLC                                 | 05/20/2025 | 143612000000250501   | CHK      | 05/20/2025         |             | \$ 7,099.81  |         |         |      |  |
| <b>Ref: RECURRING SERVICE CHARGES-ACCESS 04/2025</b>   |            |                      |          |                    |             |              |         |         |      |  |
| <b>Totals For Vendor - 2103 - ANPI BUSINESS LLC</b>    |            |                      |          |                    |             |              |         |         |      |  |
|  |            |                      |          |                    | 0.00        | 19,932.78    | 0.00    | 0.00    | 0.00 |  |
| <b>Vendor - 2376 ARELION US INC</b>                    |            |                      |          |                    |             |              |         |         |      |  |
| 2376 ARELION US INC                                    | 05/20/2025 | NEAI82505283         | CHK      | 05/20/2025         |             | \$ 3,800.00  |         |         |      |  |
| <b>Ref: MONTHLY INTERNET SERVICE 06/2025</b>           |            |                      |          |                    |             |              |         |         |      |  |
| <b>Totals For Vendor - 2376 - ARELION US INC</b>       |            |                      |          |                    |             |              |         |         |      |  |
|  |            |                      |          |                    | 0.00        | 3,800.00     | 0.00    | 0.00    | 0.00 |  |
| <b>Vendor - 1050 BAKER TILLY VIRCHOW KRAUSE LLP</b>    |            |                      |          |                    |             |              |         |         |      |  |
| 1050 BAKER TILLY VIRCHOW KRAUSE                        | 05/20/2025 | BT3169078            | CHK      | 05/20/2025         |             | \$ 16,067.50 |         |         |      |  |
| <b>Ref: PROF SERV-FINC STMTNT AUDIT 2024,PSC PREP</b>  |            |                      |          |                    |             |              |         |         |      |  |

05/16/2025 12:06:24 pm

# ACCOUNTS PAYABLE CASH COMMITMENT

Page: 3

**Beginning Date: 04/23/2025**

| Vendor Name  | Due Date   | Invoice   | Pmt Type | Scheduled Pmt Date | Misc Credit | Due In Days  |         |         |      |
|--|------------|-----------|----------|--------------------|-------------|--------------|---------|---------|------|
|  |            |           |          |                    |             | 30 Or Less   | 31 - 60 | 61 - 90 | 91+  |
| <b>Totals For Vendor - 1050 - BAKER TILLY VIRCHOW KRAUSE LLP</b> |            |           |          |                    | 0.00        | 16,067.50    | 0.00    | 0.00    | 0.00 |
| <b>Vendor - 1062 BOARDMAN &amp; CLARK LLP</b>                    |            |           |          |                    |             |              |         |         |      |
| 1062 BOARDMAN & CLARK LLP  | 05/20/2025 | 299733    | CHK      | 05/20/2025         |             | \$ 49.50     |         |         |      |
| <b>Ref: PROF SERV-PREPARE AUDIT LETTER RESPONSE</b>              |            |           |          |                    |             |              |         |         |      |
| 1062 BOARDMAN & CLARK LLP  | 05/20/2025 | 299734    | CHK      | 05/20/2025         |             | \$ 77.00     |         |         |      |
| <b>Ref: CABLE &amp; TELCO MATTERS-RELEASE FUNDS</b>              |            |           |          |                    |             |              |         |         |      |
| 1062 BOARDMAN & CLARK LLP  | 05/20/2025 | 299740    | CHK      | 05/20/2025         |             | \$ 3,734.50  |         |         |      |
| <b>Ref: PROF SERV-IOWA COUNTY PARTNERSHIP</b>                    |            |           |          |                    |             |              |         |         |      |
| 1062 BOARDMAN & CLARK LLP  | 05/20/2025 | 299741    | CHK      | 05/20/2025         |             | \$ 750.00    |         |         |      |
| <b>Ref: PROF SERV-BUILD OVER UTILITIES</b>                       |            |           |          |                    |             |              |         |         |      |
| 1062 BOARDMAN & CLARK LLP  | 05/20/2025 | 301330    | CHK      | 05/20/2025         |             | \$ 1,650.00  |         |         |      |
| <b>Ref: PROF SERV-BUILD OVER UTILITIES EASEMENT</b>              |            |           |          |                    |             |              |         |         |      |
| <b>Totals For Vendor - 1062 - BOARDMAN &amp; CLARK LLP</b>       |            |           |          |                    | 0.00        | 6,261.00     | 0.00    | 0.00    | 0.00 |
| <b>Vendor - 1064 BORDER STATES ELECTRIC SUPPLY</b>               |            |           |          |                    |             |              |         |         |      |
| 1064 BORDER STATES ELECTRIC SUPP                                 | 05/20/2025 | 930204346 | CHK      | 05/20/2025         |             | \$ 19,512.90 |         |         |      |
| <b>Ref: PARKING STAND 10KV ARRESTOR</b>                          |            |           |          |                    |             |              |         |         |      |
| 1064 BORDER STATES ELECTRIC SUPP                                 | 05/20/2025 | 930345351 | CHK      | 05/20/2025         |             | \$ 10,134.71 |         |         |      |
| <b>Ref: 62x64 FIBERCRETE BOX PAD</b>                             |            |           |          |                    |             |              |         |         |      |
| <b>Totals For Vendor - 1064 - BORDER STATES ELECTRIC SUPPLY</b>  |            |           |          |                    | 0.00        | 29,647.61    | 0.00    | 0.00    | 0.00 |
| <b>Vendor - 1074 CALIX</b>                                       |            |           |          |                    |             |              |         |         |      |
| 1074 CALIX   | 05/20/2025 | 380776    | CHK      | 05/20/2025         |             | \$ 10,473.39 |         |         |      |
| <b>Ref: GIGASPIRE U4.2 GS2029E</b>                               |            |           |          |                    |             |              |         |         |      |
| 1074 CALIX   | 05/20/2025 | 381984    | CHK      | 05/20/2025         |             | \$ 8,190.50  |         |         |      |
| <b>Ref: GIGASPIRE U6.3</b>                                       |            |           |          |                    |             |              |         |         |      |
| 1074 CALIX   | 05/20/2025 | 7043433   | CHK      | 05/20/2025         |             | \$ 1,733.16  |         |         |      |
| <b>Ref: CALIX CLOUD FOUNDATION-SOL &amp; SUPP 05/25</b>          |            |           |          |                    |             |              |         |         |      |
| 1074 CALIX   | 05/20/2025 | 7044429   | CHK      | 05/20/2025         |             | \$ 600.00    |         |         |      |
| <b>Ref: SMARTBIZWORX 05/2025</b>                                 |            |           |          |                    |             |              |         |         |      |

05/16/2025 12:06:24 pm

**ACCOUNTS PAYABLE  
CASH COMMITMENT**

Page: 4

**Beginning Date: 04/23/2025**

| Vendor Name   | Due Date   | Invoice     | Pmt Type | Scheduled<br>Pmt Date | Misc Credit | Due In Days |         |         |      |
|---|------------|-------------|----------|-----------------------|-------------|-------------|---------|---------|------|
|   |            |             |          |                       |             | 30 Or Less  | 31 - 60 | 61 - 90 | 91+  |
| <b>Totals For Vendor - 1074 - CALIX</b>             |            |             |          |                       | 0.00        | 20,997.05   | 0.00    | 0.00    | 0.00 |
| <b>Vendor - 1079 CARQUEST AUTO PARTS</b>            |            |             |          |                       |             |             |         |         |      |
| 1079 CARQUEST AUTO PARTS                            | 05/20/2025 | 5235-524658 | CHK      | 05/20/2025            |             | \$ 40.00    |         |         |      |
| <b>Ref: AMZ DRING KIT -DROP TRAILER</b>             |            |             |          |                       |             |             |         |         |      |
| 1079 CARQUEST AUTO PARTS                            | 05/20/2025 | 5235-524703 | CHK      | 05/20/2025            |             | \$ 118.64   |         |         |      |
| <b>Ref: 1K CUSTOM SPRAY/AW68 HYD FLUID - MINI</b>   |            |             |          |                       |             |             |         |         |      |
| 1079 CARQUEST AUTO PARTS                            | 05/20/2025 | 5235-524870 | CHK      | 05/20/2025            |             | \$ 100.43   |         |         |      |
| <b>Ref: 15W40 OIL/OIL FILTER-TRK #36</b>            |            |             |          |                       |             |             |         |         |      |
| 1079 CARQUEST AUTO PARTS                            | 05/20/2025 | 5235-525085 | CHK      | 05/20/2025            |             | \$ 103.45   |         |         |      |
| <b>Ref: ORG NITRILE GLOVES/ANTIFREEZE-UNIT #800</b> |            |             |          |                       |             |             |         |         |      |
| 1079 CARQUEST AUTO PARTS                            | 05/20/2025 | 5235-525205 | CHK      | 05/20/2025            |             | \$ 64.74    |         |         |      |
| <b>Ref: AW68 HYD FLUID-UNIT #750</b>                |            |             |          |                       |             |             |         |         |      |
| 1079 CARQUEST AUTO PARTS                            | 05/20/2025 | 5235-525991 | CHK      | 05/20/2025            |             | \$ 150.34   |         |         |      |
| <b>Ref: BATTERY-E26</b>                             |            |             |          |                       |             |             |         |         |      |
| 1079 CARQUEST AUTO PARTS                            | 05/20/2025 | 5235-525994 | CHK      | 05/20/2025            |             | \$ 19.61    |         |         |      |
| <b>Ref: BATTERY EXCHANGE-E26</b>                    |            |             |          |                       |             |             |         |         |      |
| 1079 CARQUEST AUTO PARTS                            | 05/20/2025 | 5235-526121 | CHK      | 05/20/2025            |             | \$ 23.44    |         |         |      |
| <b>Ref: IDLER/TENSIONER PULLEY-TRK #44</b>          |            |             |          |                       |             |             |         |         |      |
| 1079 CARQUEST AUTO PARTS                            | 05/20/2025 | 5235-526126 | CHK      | 05/20/2025            |             | \$ 34.76    |         |         |      |
| <b>Ref: PULLEY RETURN/DRIVE BELT TENSIONER #44</b>  |            |             |          |                       |             |             |         |         |      |
| 1079 CARQUEST AUTO PARTS                            | 05/20/2025 | 5235-526141 | CHK      | 05/20/2025            |             | \$ 33.05    |         |         |      |
| <b>Ref: POLY RIB BELT SERPENTINE BELT-TRK #44</b>   |            |             |          |                       |             |             |         |         |      |
| 1079 CARQUEST AUTO PARTS                            |            | 5235-526143 |          |                       | -33.05      |             |         |         |      |
| <b>Ref: RETURN SERP BEL TRK #44</b>                 |            |             |          |                       |             |             |         |         |      |
| 1079 CARQUEST AUTO PARTS                            | 05/20/2025 | 5235-526196 | CHK      | 05/20/2025            |             | \$ 159.95   |         |         |      |
| <b>Ref: BATTERY-TRK #24</b>                         |            |             |          |                       |             |             |         |         |      |
| 1079 CARQUEST AUTO PARTS                            | 05/20/2025 | 5235-526203 | CHK      | 05/20/2025            |             | \$ 4.89     |         |         |      |
| <b>Ref: FUEL LINE HOSE/UNION PUSH-ON-TRK #300</b>   |            |             |          |                       |             |             |         |         |      |
| 1079 CARQUEST AUTO PARTS                            | 05/20/2025 | 5235-526225 | CHK      | 05/20/2025            |             | \$ 8.80     |         |         |      |
| <b>Ref: RADIATOR HOSE-TRK #300</b>                  |            |             |          |                       |             |             |         |         |      |

05/16/2025 12:06:24 pm

**ACCOUNTS PAYABLE  
CASH COMMITMENT**

Page: 5

**Beginning Date: 04/23/2025**

| Vendor Name  | Due Date   | Invoice      | Pmt Type | Scheduled Pmt Date | Misc Credit | Due In Days |         |         |      |
|--|------------|--------------|----------|--------------------|-------------|-------------|---------|---------|------|
|  |            |              |          |                    |             | 30 Or Less  | 31 - 60 | 61 - 90 | 91+  |
| 1079 CARQUEST AUTO PARTS<br>Ref: NC PLUG TAP-#1250                     | 05/20/2025 | 5235-526360  | CHK      | 05/20/2025         |             | \$ 7.10     |         |         |      |
| 1079 CARQUEST AUTO PARTS<br>Ref: ASTRO ERASER PAD-TRK #3               | 05/20/2025 | 5235-526483  | CHK      | 05/20/2025         |             | \$ 13.67    |         |         |      |
| 1079 CARQUEST AUTO PARTS<br>Ref: CIRCUIT TESTER-TRK #3                 | 05/20/2025 | 5235-526485  | CHK      | 05/20/2025         |             | \$ 7.50     |         |         |      |
| <b>Totals For Vendor - 1079 - CARQUEST AUTO PARTS</b>                  |            |              |          |                    |             |             |         |         |      |
|  |            |              |          |                    | -33.05      | 890.37      | 0.00    | 0.00    | 0.00 |
| <b>Vendor - 1082 CED/INTERSTATE ELECTRIC</b>                           |            |              |          |                    |             |             |         |         |      |
| 1082 CED/INTERSTATE ELECTRIC<br>Ref: METER SOCKET MIL UC3889XL         | 05/20/2025 | 5959-1079849 | CHK      | 05/20/2025         |             | \$ 338.77   |         |         |      |
| 1082 CED/INTERSTATE ELECTRIC<br>Ref: 13T 3PH CT RATED SOCKET           | 05/20/2025 | 5959-1092324 | CHK      | 05/20/2025         |             | \$ 338.77   |         |         |      |
| 1082 CED/INTERSTATE ELECTRIC<br>Ref: RAB X2280 80W SPOT LIGHT          | 05/20/2025 | 5959-1119379 | CHK      | 05/20/2025         |             | \$ 740.00   |         |         |      |
| 1082 CED/INTERSTATE ELECTRIC<br>Ref: MINIATURE CIRCUIT/CIRCUIT BREAKER | 05/20/2025 | 5959-1119506 | CHK      | 05/20/2025         |             | \$ 283.61   |         |         |      |
| 1082 CED/INTERSTATE ELECTRIC<br>Ref: 2" BLACK POST CAP                 | 05/20/2025 | 5959-1119784 | CHK      | 05/20/2025         |             | \$ 52.00    |         |         |      |
| <b>Totals For Vendor - 1082 - CED/INTERSTATE ELECTRIC</b>              |            |              |          |                    |             |             |         |         |      |
|  |            |              |          |                    | 0.00        | 1,753.15    | 0.00    | 0.00    | 0.00 |
| <b>Vendor - 1093 CINTAS CORPORATION No. 2</b>                          |            |              |          |                    |             |             |         |         |      |
| 1093 CINTAS CORPORATION No. 2<br>Ref: FIRST AID CABINET SUPPLIES       | 05/20/2025 | 5269178209   | CHK      | 05/20/2025         |             | \$ 238.64   |         |         |      |
| <b>Totals For Vendor - 1093 - CINTAS CORPORATION No. 2</b>             |            |              |          |                    |             |             |         |         |      |
|  |            |              |          |                    | 0.00        | 238.64      | 0.00    | 0.00    | 0.00 |
| <b>Vendor - 1097 CITY OF REEDSBURG</b>                                 |            |              |          |                    |             |             |         |         |      |
| 1097 CITY OF REEDSBURG<br>Ref: APRIL 25 METLIFE INS PREMIUM DEDUCTIONS | 05/20/2025 | 8786         | CHK      | 05/20/2025         |             | \$ 49.04    |         |         |      |
| 1097 CITY OF REEDSBURG<br>Ref: APRIL 2025 DENTAL INS PREMIUMS          | 05/20/2025 | 8787         | CHK      | 05/20/2025         |             | \$ 3,470.32 |         |         |      |

05/16/2025 12:06:24 pm

**ACCOUNTS PAYABLE  
CASH COMMITMENT**

Page: 6

**Beginning Date: 04/23/2025**

| Vendor Name   | Due Date   | Invoice             | Pmt Type | Scheduled Pmt Date | Misc Credit | Due In Days   |            |         |      |      |
|---|------------|---------------------|----------|--------------------|-------------|---------------|------------|---------|------|------|
|   |            |                     |          |                    |             | 30 Or Less    | 31 - 60    | 61 - 90 | 91+  |      |
| 1097 CITY OF REEDSBURG<br>Ref: APRIL 2025 VISION INS PREMIUMS           | 05/20/2025 | 8788                | CHK      | 05/20/2025         |             | \$ 320.24     |            |         |      |      |
| 1097 CITY OF REEDSBURG<br>Ref: MAY 2025 HEALTH INS PREMIUMS             | 05/20/2025 | 8789                | CHK      | 05/20/2025         |             | \$ 82,954.16  |            |         |      |      |
| 1097 CITY OF REEDSBURG<br>Ref: APRIL 2025 WRS RETIREMENT BENEFIT & DEDU | 05/20/2025 | APRIL 2025 WRS      | CHK      | 05/20/2025         |             | \$ 38,188.76  |            |         |      |      |
| 1097 CITY OF REEDSBURG<br>Ref: APRIL 25 TOWER RENT REV DUE TO CITY-14TH | 05/20/2025 | APRIL 25 TOWER RENT | CHK      | 05/20/2025         |             | \$ 2,373.55   |            |         |      |      |
| 1097 CITY OF REEDSBURG<br>Ref: MARCH 2025 SEWER COLLECTIONS             | 05/20/2025 | MAR 25 SEWER COLLE  | CHK      | 05/20/2025         |             | \$ 398,084.84 |            |         |      |      |
| 1097 CITY OF REEDSBURG<br>Ref: MARCH 2025 STORM WATER COLLECTIONS       | 05/20/2025 | MARCH 25 STORM WA   | CHK      | 05/20/2025         |             | \$ 47,189.18  |            |         |      |      |
| <b>Totals For Vendor - 1097 - CITY OF REEDSBURG</b>                     |            |                     |          |                    |             | 0.00          | 572,630.09 | 0.00    | 0.00 | 0.00 |
| <b>Vendor - 2106 CORE &amp; MAIN LP</b>                                 |            |                     |          |                    |             |               |            |         |      |      |
| 2106 CORE & MAIN LP<br>Ref: 34/S & 5/8 WATER METERS                     | 05/20/2025 | W741385             | CHK      | 05/20/2025         |             | \$ 38,000.00  |            |         |      |      |
| 2106 CORE & MAIN LP<br>Ref: REPAIR CLAMPS                               | 05/20/2025 | W795973             | CHK      | 05/20/2025         |             | \$ 1,126.88   |            |         |      |      |
| 2106 CORE & MAIN LP<br>Ref: WATER INVENTORY                             | 05/20/2025 | W853329             | CHK      | 05/20/2025         |             | \$ 8,226.00   |            |         |      |      |
| 2106 CORE & MAIN LP<br>Ref: IPERL+ 5/8" METAL WATER METER               | 05/20/2025 | W956061             | CHK      | 05/20/2025         |             | \$ 3,520.00   |            |         |      |      |
| <b>Totals For Vendor - 2106 - CORE &amp; MAIN LP</b>                    |            |                     |          |                    |             | 0.00          | 50,872.88  | 0.00    | 0.00 | 0.00 |
| <b>Vendor - 2230 CORPORATE BUSINESS SYSTEMS LLC</b>                     |            |                     |          |                    |             |               |            |         |      |      |
| 2230 CORPORATE BUSINESS SYSTEMS<br>Ref: COPIER LEASE                    | 05/20/2025 | 39194817            | CHK      | 05/20/2025         |             | \$ 138.00     |            |         |      |      |
| <b>Totals For Vendor - 2230 - CORPORATE BUSINESS SYSTEMS LLC</b>        |            |                     |          |                    |             | 0.00          | 138.00     | 0.00    | 0.00 | 0.00 |
| <b>Vendor - 2093 DOA/DIVISION OF ENERGY SERVICES</b>                    |            |                     |          |                    |             |               |            |         |      |      |

05/16/2025 12:06:24 pm

**ACCOUNTS PAYABLE  
CASH COMMITMENT**

Page: 7

**Beginning Date: 04/23/2025**

| Vendor Name   | Due Date   | Invoice        | Pmt Type | Scheduled Pmt Date | Misc Credit | Due In Days  |         |         |      |
|---|------------|----------------|----------|--------------------|-------------|--------------|---------|---------|------|
|   |            |                |          |                    |             | 30 Or Less   | 31 - 60 | 61 - 90 | 91+  |
| 2093 DOA/DIVISION OF ENERGY SERVI                                 | 05/20/2025 | 20250513100122 | CHK      | 05/20/2025         |             | \$ 85.23     |         |         |      |
| Ref: ES OR CTC (PB) REFUNDS 04/2025                               |            |                |          |                    |             |              |         |         |      |
| <b>Totals For Vendor - 2093 - DOA/DIVISION OF ENERGY SERVICES</b> |            |                |          |                    | 0.00        | 85.23        | 0.00    | 0.00    | 0.00 |
| <b>Vendor - 1078 ELAN FINANCIAL SERVICES</b>                      |            |                |          |                    |             |              |         |         |      |
| 1078 ELAN FINANCIAL SERVICES                                      | 05/20/2025 | ST05062025     | CHK      | 05/20/2025         |             | \$ 4,210.15  |         |         |      |
| Ref: CC 04/04/25-05/06/25   |            |                |          |                    |             |              |         |         |      |
| <b>Totals For Vendor - 1078 - ELAN FINANCIAL SERVICES</b>         |            |                |          |                    | 0.00        | 4,210.15     | 0.00    | 0.00    | 0.00 |
| <b>Vendor - 9999 EVERYTHING2GO.COM</b>                            |            |                |          |                    |             |              |         |         |      |
| 9999 EVERYTHING2GO.COM  | 05/20/2025 | EY118A42-INV   | CHK      | 05/20/2025         |             | \$ 1,688.00  |         |         |      |
| Ref: BUSH WORKSTATION IXA337-HANSEN CHERRY                        |            |                |          |                    |             |              |         |         |      |
| <b>Totals For Vendor - 9999 - EVERYTHING2GO.COM</b>               |            |                |          |                    | 0.00        | 1,688.00     | 0.00    | 0.00    | 0.00 |
| <b>Vendor - 2407 FANDUEL SPORTS NETWORK</b>                       |            |                |          |                    |             |              |         |         |      |
| 2407 FANDUEL SPORTS NETWORK                                       | 05/20/2025 | 27181          | CHK      | 05/20/2025         |             | \$ 11,003.76 |         |         |      |
| Ref: MONTHLY EXP BASIC SUBSCRIBERS 04/2025                        |            |                |          |                    |             |              |         |         |      |
| <b>Totals For Vendor - 2407 - FANDUEL SPORTS NETWORK</b>          |            |                |          |                    | 0.00        | 11,003.76    | 0.00    | 0.00    | 0.00 |
| <b>Vendor - 1170 FASTENAL COMPANY</b>                             |            |                |          |                    |             |              |         |         |      |
| 1170 FASTENAL COMPANY   | 05/20/2025 | WIBAR251212    | CHK      | 05/20/2025         |             | \$ 2.80      |         |         |      |
| Ref: SS JAM NUT   |            |                |          |                    |             |              |         |         |      |
| 1170 FASTENAL COMPANY   | 05/20/2025 | WIBAR251286    | CHK      | 05/20/2025         |             | \$ 244.29    |         |         |      |
| Ref: SS WASHER/HEX CAP SCREWS/HEX NUTS/JAM NT                     |            |                |          |                    |             |              |         |         |      |
| <b>Totals For Vendor - 1170 - FASTENAL COMPANY</b>                |            |                |          |                    | 0.00        | 247.09       | 0.00    | 0.00    | 0.00 |
| <b>Vendor - 1172 FED EX</b>                                       |            |                |          |                    |             |              |         |         |      |
| 1172 FED EX   | 05/20/2025 | 8-832-50166    | CHK      | 05/20/2025         |             | \$ 66.48     |         |         |      |
| Ref: FED EX   |            |                |          |                    |             |              |         |         |      |
| <b>Totals For Vendor - 1172 - FED EX</b>                          |            |                |          |                    | 0.00        | 66.48        | 0.00    | 0.00    | 0.00 |

05/16/2025 12:06:24 pm

**ACCOUNTS PAYABLE  
CASH COMMITMENT**

Page: 8

**Beginning Date: 04/23/2025**

| Vendor Name  | Due Date   | Invoice        | Pmt Type | Scheduled Pmt Date | Misc Credit | Due In Days |         |         |      |  |
|--|------------|----------------|----------|--------------------|-------------|-------------|---------|---------|------|--|
|  |            |                |          |                    |             | 30 Or Less  | 31 - 60 | 61 - 90 | 91+  |  |
| <b>Vendor - 1182 FORSTER ELECTRICAL ENG INC</b>              |            |                |          |                    |             |             |         |         |      |  |
| 1182 FORSTER ELECTRICAL ENG INC                              | 05/20/2025 | 26347          | CHK      | 05/20/2025         |             | \$ 9,992.50 |         |         |      |  |
| Ref: PROF SERV-SUBSTATION METERING/ARTESION                  |            |                |          |                    |             |             |         |         |      |  |
| <b>Totals For Vendor - 1182 - FORSTER ELECTRICAL ENG INC</b> |            |                |          |                    | 0.00        | 9,992.50    | 0.00    | 0.00    | 0.00 |  |
| <b>Vendor - 2151 FS.COM INC</b>                              |            |                |          |                    |             |             |         |         |      |  |
| 2151 FS.COM INC  |            | CN102505130027 |          |                    | -102.00     |             |         |         |      |  |
| Ref: RETURN SPLICE TRAY 24                                   |            |                |          |                    |             |             |         |         |      |  |
| <b>Totals For Vendor - 2151 - FS.COM INC</b>                 |            |                |          |                    | -102.00     | 0.00        | 0.00    | 0.00    | 0.00 |  |
| <b>Vendor - 2369 FUHLBOHM, JON W</b>                         |            |                |          |                    |             |             |         |         |      |  |
| 2369 FUHLBOHM, JON W   | 05/20/2025 | 20250509115024 | CHK      | 05/20/2025         |             | \$ 86.66    |         |         |      |  |
| Ref: ACCT #613406 SOLAR REFUND                               |            |                |          |                    |             |             |         |         |      |  |
| <b>Totals For Vendor - 2369 - FUHLBOHM, JON W</b>            |            |                |          |                    | 0.00        | 86.66       | 0.00    | 0.00    | 0.00 |  |
| <b>Vendor - 2282 GLOBE LIFE</b>                              |            |                |          |                    |             |             |         |         |      |  |
| 2282 GLOBE LIFE  | 05/20/2025 | MAY 2025       | CHK      | 05/20/2025         |             | \$ 1,314.92 |         |         |      |  |
| Ref: APRIL 2025 LIBERTY NATIONAL INS PREMIUM                 |            |                |          |                    |             |             |         |         |      |  |
| <b>Totals For Vendor - 2282 - GLOBE LIFE</b>                 |            |                |          |                    | 0.00        | 1,314.92    | 0.00    | 0.00    | 0.00 |  |
| <b>Vendor - 2274 GLS UTILITY LLC</b>                         |            |                |          |                    |             |             |         |         |      |  |
| 2274 GLS UTILITY LLC   | 05/20/2025 | 17100          | CHK      | 05/20/2025         |             | \$ 9,271.60 |         |         |      |  |
| Ref: LOCATES FOR COMMUNICATIONS & ELECTRIC                   |            |                |          |                    |             |             |         |         |      |  |
| <b>Totals For Vendor - 2274 - GLS UTILITY LLC</b>            |            |                |          |                    | 0.00        | 9,271.60    | 0.00    | 0.00    | 0.00 |  |
| <b>Vendor - 1208 GRINDER SHEET METAL INC</b>                 |            |                |          |                    |             |             |         |         |      |  |
| 1208 GRINDER SHEET METAL INC                                 | 05/20/2025 | 9688           | CHK      | 05/20/2025         |             | \$ 8,698.00 |         |         |      |  |
| Ref: BOSS 8'2" STEEL VXT PLOW                                |            |                |          |                    |             |             |         |         |      |  |
| <b>Totals For Vendor - 1208 - GRINDER SHEET METAL INC</b>    |            |                |          |                    | 0.00        | 8,698.00    | 0.00    | 0.00    | 0.00 |  |
| <b>Vendor - 1215 HARTJE LUMBER INC</b>                       |            |                |          |                    |             |             |         |         |      |  |

05/16/2025 12:06:24 pm

# ACCOUNTS PAYABLE CASH COMMITMENT

Page: 9

**Beginning Date: 04/23/2025**

| Vendor Name   | Due Date   | Invoice    | Pmt Type | Scheduled Pmt Date | Misc Credit | Due In Days |         |         |      |
|---|------------|------------|----------|--------------------|-------------|-------------|---------|---------|------|
|   |            |            |          |                    |             | 30 Or Less  | 31 - 60 | 61 - 90 | 91+  |
| 1215 HARTJE LUMBER INC                                      | 05/20/2025 | MN412372   | CHK      | 05/20/2025         |             | \$ 198.52   |         |         |      |
| Ref: 4' HARDWOOD LATH 50PC/BNDL                             |            |            |          |                    |             |             |         |         |      |
| <b>Totals For Vendor - 1215 - HARTJE LUMBER INC</b>         |            |            |          |                    | 0.00        | 198.52      | 0.00    | 0.00    | 0.00 |
| <b>Vendor - 1216 HARTJE TIRE &amp; SERVICE</b>              |            |            |          |                    |             |             |         |         |      |
| 1216 HARTJE TIRE & SERVICE                                  | 05/20/2025 | 2028119    | CHK      | 05/20/2025         |             | \$ 393.49   |         |         |      |
| Ref: MOUNT/DISMOUNT 1 LOOSE TIRE                            |            |            |          |                    |             |             |         |         |      |
| <b>Totals For Vendor - 1216 - HARTJE TIRE &amp; SERVICE</b> |            |            |          |                    | 0.00        | 393.49      | 0.00    | 0.00    | 0.00 |
| <b>Vendor - 1223 HOLIDAY WHOLESALE</b>                      |            |            |          |                    |             |             |         |         |      |
| 1223 HOLIDAY WHOLESALE                                      | 05/20/2025 | 2008654    | CHK      | 05/20/2025         |             | \$ 226.10   |         |         |      |
| Ref: COFFEE   |            |            |          |                    |             |             |         |         |      |
| <b>Totals For Vendor - 1223 - HOLIDAY WHOLESALE</b>         |            |            |          |                    | 0.00        | 226.10      | 0.00    | 0.00    | 0.00 |
| <b>Vendor - 1478 ICONECTIV LLC</b>                          |            |            |          |                    |             |             |         |         |      |
| 1478 ICONECTIV LLC  | 05/20/2025 | L-10596713 | CHK      | 05/20/2025         |             | \$ 123.33   |         |         |      |
| Ref: LOCAL NUMBER PORTABILITY 03/2025                       |            |            |          |                    |             |             |         |         |      |
| 1478 ICONECTIV LLC  | 05/20/2025 | L-10605893 | CHK      | 05/20/2025         |             | \$ 123.33   |         |         |      |
| Ref: LOCAL NUMBER PORTABILITY 04/2025                       |            |            |          |                    |             |             |         |         |      |
| <b>Totals For Vendor - 1478 - ICONECTIV LLC</b>             |            |            |          |                    | 0.00        | 246.66      | 0.00    | 0.00    | 0.00 |
| <b>Vendor - 1229 InfoSend INC</b>                           |            |            |          |                    |             |             |         |         |      |
| 1229 InfoSend INC   | 05/20/2025 | 286355     | CHK      | 05/20/2025         |             | \$ 3,336.27 |         |         |      |
| Ref: AD UTIL CUSTOMER BILLINGS 04/2025                      |            |            |          |                    |             |             |         |         |      |
| <b>Totals For Vendor - 1229 - InfoSend INC</b>              |            |            |          |                    | 0.00        | 3,336.27    | 0.00    | 0.00    | 0.00 |
| <b>Vendor - 2287 INNOVATIVE SYSTEMS</b>                     |            |            |          |                    |             |             |         |         |      |
| 2287 INNOVATIVE SYSTEMS                                     | 05/20/2025 | INV-24676  | CHK      | 05/20/2025         |             | \$ 8,389.50 |         |         |      |
| Ref: IPTV HOSTED MONTHLY SUBSCRIPTION 04/2025               |            |            |          |                    |             |             |         |         |      |
| <b>Totals For Vendor - 2287 - INNOVATIVE SYSTEMS</b>        |            |            |          |                    | 0.00        | 8,389.50    | 0.00    | 0.00    | 0.00 |

05/16/2025 12:06:24 pm

**ACCOUNTS PAYABLE  
CASH COMMITMENT**

Page: 10

**Beginning Date: 04/23/2025**

| Vendor Name   | Due Date   | Invoice        | Pmt Type | Scheduled Pmt Date | Misc Credit | Due In Days |         |         |      |  |
|---|------------|----------------|----------|--------------------|-------------|-------------|---------|---------|------|--|
|   |            |                |          |                    |             | 30 Or Less  | 31 - 60 | 61 - 90 | 91+  |  |
| <b>Vendor - 2396 IPrint Technologies</b>              |            |                |          |                    |             |             |         |         |      |  |
| 2396 IPrint Technologies                              | 05/20/2025 | 1224076        | CHK      | 05/20/2025         |             | \$ 471.00   |         |         |      |  |
| Ref: HP 651A CYAN CE341A TONER                        |            |                |          |                    |             |             |         |         |      |  |
| <b>Totals For Vendor - 2396 - IPrint Technologies</b> |            |                |          |                    | 0.00        | 471.00      | 0.00    | 0.00    | 0.00 |  |
| <b>Vendor - 2062 ISPN LLC</b>                         |            |                |          |                    |             |             |         |         |      |  |
| 2062 ISPN LLC   | 05/20/2025 | 1437-0425      | DD       | 05/20/2025         |             | \$ 3,148.54 |         |         |      |  |
| Ref: MONTHLY ISP-HELP DESK                            |            |                |          |                    |             |             |         |         |      |  |
| <b>Totals For Vendor - 2062 - ISPN LLC</b>            |            |                |          |                    | 0.00        | 3,148.54    | 0.00    | 0.00    | 0.00 |  |
| <b>Vendor - 1234 ITCI</b>                             |            |                |          |                    |             |             |         |         |      |  |
| 1234 ITCI   | 05/20/2025 | 48528          | CHK      | 05/20/2025         |             | \$ 481.25   |         |         |      |  |
| Ref: FCC-FORM 499-TELECOMM REPORTING                  |            |                |          |                    |             |             |         |         |      |  |
| 1234 ITCI   | 05/20/2025 | 48649          | CHK      | 05/20/2025         |             | \$ 655.00   |         |         |      |  |
| Ref: BDC FILING/FCC FORM 499/CPNI REG/USAC            |            |                |          |                    |             |             |         |         |      |  |
| <b>Totals For Vendor - 1234 - ITCI</b>                |            |                |          |                    | 0.00        | 1,136.25    | 0.00    | 0.00    | 0.00 |  |
| <b>Vendor - 1241 JCOMP Technologies</b>               |            |                |          |                    |             |             |         |         |      |  |
| 1241 JCOMP Technologies                               | 05/20/2025 | 73876          | CHK      | 05/20/2025         |             | \$ 899.00   |         |         |      |  |
| Ref: RED HAT ENTERPRISE LINUX ES STD 1YR              |            |                |          |                    |             |             |         |         |      |  |
| <b>Totals For Vendor - 1241 - JCOMP Technologies</b>  |            |                |          |                    | 0.00        | 899.00      | 0.00    | 0.00    | 0.00 |  |
| <b>Vendor - 2217 Julidar Corporation</b>              |            |                |          |                    |             |             |         |         |      |  |
| 2217 Julidar Corporation                              | 05/20/2025 | 20250508142128 | DD       | 05/20/2025         |             | \$ 6,301.33 |         |         |      |  |
| Ref: FIBER CONNECTION FEES 04/2025                    |            |                |          |                    |             |             |         |         |      |  |
| <b>Totals For Vendor - 2217 - Julidar Corporation</b> |            |                |          |                    | 0.00        | 6,301.33    | 0.00    | 0.00    | 0.00 |  |
| <b>Vendor - 2121 Kayser Chrysler Center Inc</b>       |            |                |          |                    |             |             |         |         |      |  |
| 2121 Kayser Chrysler Center Inc                       | 05/20/2025 | 285123         | CHK      | 05/20/2025         |             | \$ 1,179.95 |         |         |      |  |
| Ref: TRK #706-REPLACE CLUTCH FAN                      |            |                |          |                    |             |             |         |         |      |  |

05/16/2025 12:06:24 pm

**ACCOUNTS PAYABLE  
CASH COMMITMENT**

Page: 11

**Beginning Date: 04/23/2025**

| Vendor Name  | Due Date   | Invoice         | Pmt Type | Scheduled Pmt Date | Misc Credit | Due In Days  |         |         |      |
|--|------------|-----------------|----------|--------------------|-------------|--------------|---------|---------|------|
|  |            |                 |          |                    |             | 30 Or Less   | 31 - 60 | 61 - 90 | 91+  |
| <b>Totals For Vendor - 2121 - KAYSER CHRYSLER CENTER INC</b> |            |                 |          |                    | 0.00        | 1,179.95     | 0.00    | 0.00    | 0.00 |
| <b>Vendor - 2337 KRUEGER PRINTING INC</b>                    |            |                 |          |                    |             |              |         |         |      |
| 2337 KRUEGER PRINTING INC                                    | 05/20/2025 | 29917           | CHK      | 05/20/2025         |             | \$ 514.25    |         |         |      |
| Ref: ENVELOPES #9-LIGHTSPEED LIME GREEN                      |            |                 |          |                    |             |              |         |         |      |
| <b>Totals For Vendor - 2337 - KRUEGER PRINTING INC</b>       |            |                 |          |                    | 0.00        | 514.25       | 0.00    | 0.00    | 0.00 |
| <b>Vendor - 9999 KWIK TRIP #838</b>                          |            |                 |          |                    |             |              |         |         |      |
| 9999 KWIK TRIP #838  | 05/20/2025 | ECC 24-3-050-1  | CHK      | 05/20/2025         |             | \$ 7,972.21  |         |         |      |
| Ref: REFUND EMBEDDED COST CREDITS 24-3-050-1                 |            |                 |          |                    |             |              |         |         |      |
| <b>Totals For Vendor - 9999 - KWIK TRIP #838</b>             |            |                 |          |                    | 0.00        | 7,972.21     | 0.00    | 0.00    | 0.00 |
| <b>Vendor - 1265 KYLE ENTERPRISES LLC</b>                    |            |                 |          |                    |             |              |         |         |      |
| 1265 KYLE ENTERPRISES LLC                                    | 05/20/2025 | 25-130872A-WI-1 | CHK      | 05/20/2025         |             | \$ 11,500.00 |         |         |      |
| Ref: LOCATE TEST STATIONS W/GROUNDING PLATE                  |            |                 |          |                    |             |              |         |         |      |
| 1265 KYLE ENTERPRISES LLC                                    | 05/20/2025 | 25-130872A-WI-2 | CHK      | 05/20/2025         |             | \$ 9,700.00  |         |         |      |
| Ref: PROMARK WARNING MARKER POST-ORANGE                      |            |                 |          |                    |             |              |         |         |      |
| 1265 KYLE ENTERPRISES LLC                                    | 05/20/2025 | 25-131485-1,2   | CHK      | 05/20/2025         |             | \$ 7,270.30  |         |         |      |
| Ref: GROUND ROD CLAMP (ACORN)/GROUND WIRE #6                 |            |                 |          |                    |             |              |         |         |      |
| 1265 KYLE ENTERPRISES LLC                                    | 05/20/2025 | 25-131485A-WI-1 | CHK      | 05/20/2025         |             | \$ 8,375.00  |         |         |      |
| Ref: GROUND RODS   |            |                 |          |                    |             |              |         |         |      |
| 1265 KYLE ENTERPRISES LLC                                    | 05/20/2025 | 25-131485B-WI-1 | CHK      | 05/20/2025         |             | \$ 1,011.78  |         |         |      |
| Ref: WARNING TAPE 3X1000'                                    |            |                 |          |                    |             |              |         |         |      |
| 1265 KYLE ENTERPRISES LLC                                    | 05/20/2025 | 25-131485D-WI-1 | CHK      | 05/20/2025         |             | \$ 2,640.00  |         |         |      |
| Ref: HOUSE RISER   |            |                 |          |                    |             |              |         |         |      |
| <b>Totals For Vendor - 1265 - KYLE ENTERPRISES LLC</b>       |            |                 |          |                    | 0.00        | 40,497.08    | 0.00    | 0.00    | 0.00 |
| <b>Vendor - 1303 MEYER OIL &amp; LP</b>                      |            |                 |          |                    |             |              |         |         |      |
| 1303 MEYER OIL & LP  | 05/20/2025 | 708700          | CHK      | 05/20/2025         |             | \$ 179.58    |         |         |      |
| Ref: GAS W/ETHANOL   |            |                 |          |                    |             |              |         |         |      |
| <b>Totals For Vendor - 1303 - MEYER OIL &amp; LP</b>         |            |                 |          |                    | 0.00        | 179.58       | 0.00    | 0.00    | 0.00 |

05/16/2025 12:06:24 pm

**ACCOUNTS PAYABLE  
CASH COMMITMENT**

Page: 12

**Beginning Date: 04/23/2025**

| Vendor Name   | Due Date   | Invoice          | Pmt Type | Scheduled Pmt Date | Misc Credit | Due In Days |         |         |      |      |
|---|------------|------------------|----------|--------------------|-------------|-------------|---------|---------|------|------|
|   |            |                  |          |                    |             | 30 Or Less  | 31 - 60 | 61 - 90 | 91+  |      |
| <b>Vendor - 1316 MLB NETWORK LLC AFFILIATE SALES</b>                  |            |                  |          |                    |             |             |         |         |      |      |
| 1316 MLB NETWORK LLC AFFILIATE S                                      | 05/20/2025 | 610233           | CHK      | 05/20/2025         |             | \$ 824.76   |         |         |      |      |
| Ref: MONTHLY EXP BASIC SUBSCRIBERS 04/2025                            |            |                  |          |                    |             |             |         |         |      |      |
| <b>Totals For Vendor - 1316 - MLB NETWORK LLC AFFILIATE SALE</b>      |            |                  |          |                    |             | 0.00        | 824.76  | 0.00    | 0.00 | 0.00 |
| <b>Vendor - 1055 MUCHOW &amp; SOUTH CENTRAL HEATING &amp; COOLING</b> |            |                  |          |                    |             |             |         |         |      |      |
| 1055 MUCHOW & SOUTH CENTRAL HE  | 05/20/2025 | 117132           | CHK      | 05/20/2025         |             | \$ 196.00   |         |         |      |      |
| Ref: REPLACE THERMOSTAT   |            |                  |          |                    |             |             |         |         |      |      |
| <b>Totals For Vendor - 1055 - MUCHOW &amp; SOUTH CENTRAL HEATI</b>    |            |                  |          |                    |             | 0.00        | 196.00  | 0.00    | 0.00 | 0.00 |
| <b>Vendor - 9999 MUELLER, BERNICE</b>                                 |            |                  |          |                    |             |             |         |         |      |      |
| 9999 MUELLER, BERNICE   | 05/20/2025 | 000124251/018914 | CHK      | 05/20/2025         |             | \$ 20.33    |         |         |      |      |
| Ref: ACCT #124251 ELEC/WATER REFUND                                   |            |                  |          |                    |             |             |         |         |      |      |
| <b>Totals For Vendor - 9999 - MUELLER, BERNICE</b>                    |            |                  |          |                    |             | 0.00        | 20.33   | 0.00    | 0.00 | 0.00 |
| <b>Vendor - 2223 NATURE'S WAY PORTABLE UNITS</b>                      |            |                  |          |                    |             |             |         |         |      |      |
| 2223 NATURE'S WAY PORTABLE UNIT                                       | 05/20/2025 | 58730            | CHK      | 05/20/2025         |             | \$ 200.00   |         |         |      |      |
| Ref: 5 WEEK RENTAL-SPRING GREEN                                       |            |                  |          |                    |             |             |         |         |      |      |
| <b>Totals For Vendor - 2223 - NATURE'S WAY PORTABLE UNITS</b>         |            |                  |          |                    |             | 0.00        | 200.00  | 0.00    | 0.00 | 0.00 |
| <b>Vendor - 1338 NENA</b>   |            |                  |          |                    |             |             |         |         |      |      |
| 1338 NENA   | 05/20/2025 | 300024085        | CHK      | 05/20/2025         |             | \$ 255.00   |         |         |      |      |
| Ref: COMPANY IDENTIFIER SUBSCRIPTION(911 ID)                          |            |                  |          |                    |             |             |         |         |      |      |
| <b>Totals For Vendor - 1338 - NENA</b>                                |            |                  |          |                    |             | 0.00        | 255.00  | 0.00    | 0.00 | 0.00 |
| <b>Vendor - 2290 NEONOVA NETWORK SERVICES LLC</b>                     |            |                  |          |                    |             |             |         |         |      |      |
| 2290 NEONOVA NETWORK SERVICES   | 05/20/2025 | NNS80282         | CHK      | 05/20/2025         |             | \$ 242.63   |         |         |      |      |
| Ref: MONTHLY SECUREIT PLUS SERVICES 04/2025                           |            |                  |          |                    |             |             |         |         |      |      |
| <b>Totals For Vendor - 2290 - NEONOVA NETWORK SERVICES LLC</b>        |            |                  |          |                    |             | 0.00        | 242.63  | 0.00    | 0.00 | 0.00 |
| <b>Vendor - 2211 NEXSTAR BROADCASTING INC</b>                         |            |                  |          |                    |             |             |         |         |      |      |

05/16/2025 12:06:24 pm

**ACCOUNTS PAYABLE  
CASH COMMITMENT**

Page: 13

**Beginning Date: 04/23/2025**

| Vendor Name  | Due Date   | Invoice          | Pmt Type | Scheduled Pmt Date | Misc Credit | Due In Days  |           |         |      |      |
|--|------------|------------------|----------|--------------------|-------------|--------------|-----------|---------|------|------|
|  |            |                  |          |                    |             | 30 Or Less   | 31 - 60   | 61 - 90 | 91+  |      |
| 2211 NEXSTAR BROADCASTING INC                              | 05/20/2025 | 609503           | CHK      | 05/20/2025         |             | \$ 551.85    |           |         |      |      |
| Ref: MONTHLY CN-BASIC SUBSCRIBERS-NEWSNATION               |            |                  |          |                    |             |              |           |         |      |      |
| <b>Totals For Vendor - 2211 - NEXSTAR BROADCASTING INC</b> |            |                  |          |                    |             | 0.00         | 551.85    | 0.00    | 0.00 | 0.00 |
| <b>Vendor - 1343 NISC</b>                                  |            |                  |          |                    |             |              |           |         |      |      |
| 1343 NISC  | 05/20/2025 | 626103           | CHK      | 05/20/2025         |             | \$ 2,052.49  |           |         |      |      |
| Ref: AMS INVOICE PRINTING/MAILING/POSTAGE                  |            |                  |          |                    |             |              |           |         |      |      |
| 1343 NISC  | 05/20/2025 | 627746           | CHK      | 05/20/2025         |             | \$ 39.59     |           |         |      |      |
| Ref: POSTAGE & EQUIFAX 04/2025                             |            |                  |          |                    |             |              |           |         |      |      |
| 1343 NISC  | 05/20/2025 | 628012           | CHK      | 05/20/2025         |             | \$ 13,368.69 |           |         |      |      |
| Ref: SOFTW LIC/HOSTED SERVICES 04/2025                     |            |                  |          |                    |             |              |           |         |      |      |
| <b>Totals For Vendor - 1343 - NISC</b>                     |            |                  |          |                    |             | 0.00         | 15,460.77 | 0.00    | 0.00 | 0.00 |
| <b>Vendor - 2377 NTT AMERICA</b>                           |            |                  |          |                    |             |              |           |         |      |      |
| 2377 NTT AMERICA   | 05/20/2025 | 68628957         | CHK      | 05/20/2025         |             | \$ 3,780.00  |           |         |      |      |
| Ref: MONTHLY INTERNET SERVICE 05/2025                      |            |                  |          |                    |             |              |           |         |      |      |
| <b>Totals For Vendor - 2377 - NTT AMERICA</b>              |            |                  |          |                    |             | 0.00         | 3,780.00  | 0.00    | 0.00 | 0.00 |
| <b>Vendor - 9999 ORTIZ-CARMONA, JAMIE</b>                  |            |                  |          |                    |             |              |           |         |      |      |
| 9999 ORTIZ-CARMONA, JAMIE                                  | 05/20/2025 | 000494773/022408 | CHK      | 05/20/2025         |             | \$ 16.14     |           |         |      |      |
| Ref: ACCT #494773 ELEC/WATER REFUND                        |            |                  |          |                    |             |              |           |         |      |      |
| <b>Totals For Vendor - 9999 - ORTIZ-CARMONA, JAMIE</b>     |            |                  |          |                    |             | 0.00         | 16.14     | 0.00    | 0.00 | 0.00 |
| <b>Vendor - 1368 POLLARD WATER</b>                         |            |                  |          |                    |             |              |           |         |      |      |
| 1368 POLLARD WATER   | 05/20/2025 | 0287128          | CHK      | 05/20/2025         |             | \$ 170.46    |           |         |      |      |
| Ref: B-101 RING/B-101 WIPER RING                           |            |                  |          |                    |             |              |           |         |      |      |
| <b>Totals For Vendor - 1368 - POLLARD WATER</b>            |            |                  |          |                    |             | 0.00         | 170.46    | 0.00    | 0.00 | 0.00 |
| <b>Vendor - 1407 REEDSBURG TRUE VALUE SUPERSTOR</b>        |            |                  |          |                    |             |              |           |         |      |      |
| 1407 REEDSBURG TRUE VALUE SUPER                            | 05/20/2025 | 23498            | CHK      | 05/20/2025         |             | \$ 18.36     |           |         |      |      |
| Ref: CABLE TIES/BLK 8" 50# SCREWS                          |            |                  |          |                    |             |              |           |         |      |      |

05/16/2025 12:06:24 pm

**ACCOUNTS PAYABLE  
CASH COMMITMENT**

Page: 14

**Beginning Date: 04/23/2025**

| Vendor Name  | Due Date   | Invoice | Pmt Type | Scheduled Pmt Date | Misc Credit | Due In Days |         |         |     |
|--|------------|---------|----------|--------------------|-------------|-------------|---------|---------|-----|
|  |            |         |          |                    |             | 30 Or Less  | 31 - 60 | 61 - 90 | 91+ |
| 1407 REEDSBURG TRUE VALUE SUPER<br><b>Ref: 2X5 GALV NIPPLE</b>                       | 05/20/2025 | 23516   | CHK      | 05/20/2025         |             | \$ 9.79     |         |         |     |
| 1407 REEDSBURG TRUE VALUE SUPER<br><b>Ref: NUTS,BOLTS,SCREWS</b>                     | 05/20/2025 | 23557   | CHK      | 05/20/2025         |             | \$ 15.25    |         |         |     |
| 1407 REEDSBURG TRUE VALUE SUPER<br><b>Ref: SCRUB SPONGE/EZ GRIP CUP</b>              | 05/20/2025 | 23561   | CHK      | 05/20/2025         |             | \$ 10.48    |         |         |     |
| 1407 REEDSBURG TRUE VALUE SUPER<br><b>Ref: AIR FRESHENER/LYNCH PIN</b>               | 05/20/2025 | 23603   | CHK      | 05/20/2025         |             | \$ 8.27     |         |         |     |
| 1407 REEDSBURG TRUE VALUE SUPER<br><b>Ref: LYNCH PIN/C ALK BATTERY/FARM CLEVIS</b>   | 05/20/2025 | 23604   | CHK      | 05/20/2025         |             | \$ 45.34    |         |         |     |
| 1407 REEDSBURG TRUE VALUE SUPER<br><b>Ref: 9" LINEMAN PLIERS</b>                     | 05/20/2025 | 23654   | CHK      | 05/20/2025         |             | \$ 19.99    |         |         |     |
| 1407 REEDSBURG TRUE VALUE SUPER<br><b>Ref: 1-5/8" JUMBO WRENCH</b>                   | 05/20/2025 | 23673   | CHK      | 05/20/2025         |             | \$ 37.99    |         |         |     |
| 1407 REEDSBURG TRUE VALUE SUPER<br><b>Ref: BIT HMR DRILL 2CT</b>                     | 05/20/2025 | 23677   | CHK      | 05/20/2025         |             | \$ 31.99    |         |         |     |
| 1407 REEDSBURG TRUE VALUE SUPER<br><b>Ref: 60G FLAP DISC/PAINT ROLLER/CHIP BRUSH</b> | 05/20/2025 | 23681   | CHK      | 05/20/2025         |             | \$ 57.05    |         |         |     |
| 1407 REEDSBURG TRUE VALUE SUPER<br><b>Ref: MAGNETIC TAPE/CLEVIS SLIP HOOK</b>        | 05/20/2025 | 23688   | CHK      | 05/20/2025         |             | \$ 65.15    |         |         |     |
| 1407 REEDSBURG TRUE VALUE SUPER<br><b>Ref: 8AH SLA BATTERY</b>                       | 05/20/2025 | 23702   | CHK      | 05/20/2025         |             | \$ 24.99    |         |         |     |
| 1407 REEDSBURG TRUE VALUE SUPER<br><b>Ref: SEALANT SILICONE CLEAR</b>                | 05/20/2025 | 23706   | CHK      | 05/20/2025         |             | \$ 31.96    |         |         |     |
| 1407 REEDSBURG TRUE VALUE SUPER<br><b>Ref: MTL CUT DISC</b>                          | 05/20/2025 | 23730   | CHK      | 05/20/2025         |             | \$ 24.95    |         |         |     |
| 1407 REEDSBURG TRUE VALUE SUPER<br><b>Ref: BLACK SEALANT</b>                         | 05/20/2025 | 23732   | CHK      | 05/20/2025         |             | \$ 14.99    |         |         |     |
| 1407 REEDSBURG TRUE VALUE SUPER<br><b>Ref: 1G OUTLET BOX</b>                         | 05/20/2025 | 23808   | CHK      | 05/20/2025         |             | \$ 1.74     |         |         |     |

05/16/2025 12:06:24 pm

**ACCOUNTS PAYABLE  
CASH COMMITMENT**

Page: 15

**Beginning Date: 04/23/2025**

| Vendor Name   | Due Date   | Invoice | Pmt Type | Scheduled Pmt Date | Misc Credit | Due In Days |         |         |     |
|---|------------|---------|----------|--------------------|-------------|-------------|---------|---------|-----|
|   |            |         |          |                    |             | 30 Or Less  | 31 - 60 | 61 - 90 | 91+ |
| 1407 REEDSBURG TRUE VALUE SUPER<br><b>Ref: LEXEL CAULK</b>                              | 05/20/2025 | 23822   | CHK      | 05/20/2025         |             | \$ 17.58    |         |         |     |
| 1407 REEDSBURG TRUE VALUE SUPER<br><b>Ref: BYPASS LOPPER/QCK COUPLER SOCKET/BUSHING</b> | 05/20/2025 | 23825   | CHK      | 05/20/2025         |             | \$ 45.36    |         |         |     |
| 1407 REEDSBURG TRUE VALUE SUPER<br><b>Ref: LOCK WASHERS/SS FLT WASHERS</b>              | 05/20/2025 | 23864   | CHK      | 05/20/2025         |             | \$ 74.96    |         |         |     |
| 1407 REEDSBURG TRUE VALUE SUPER<br><b>Ref: BLUE MARKING SPRAY</b>                       | 05/20/2025 | 23866   | CHK      | 05/20/2025         |             | \$ 95.88    |         |         |     |
| 1407 REEDSBURG TRUE VALUE SUPER<br><b>Ref: RED PAING/PTFE LUBRICANT</b>                 | 05/20/2025 | 23919   | CHK      | 05/20/2025         |             | \$ 20.28    |         |         |     |
| 1407 REEDSBURG TRUE VALUE SUPER<br><b>Ref: 5PK 6" 14T RECIPRO BLADES</b>                | 05/20/2025 | 23945   | CHK      | 05/20/2025         |             | \$ 15.49    |         |         |     |
| 1407 REEDSBURG TRUE VALUE SUPER<br><b>Ref: PWER REPL CORD/DPLX HANDY BX COVER</b>       | 05/20/2025 | 23966   | CHK      | 05/20/2025         |             | \$ 25.43    |         |         |     |
| 1407 REEDSBURG TRUE VALUE SUPER<br><b>Ref: GREASE RD LITHM</b>                          | 05/20/2025 | 24015   | CHK      | 05/20/2025         |             | \$ 35.96    |         |         |     |
| 1407 REEDSBURG TRUE VALUE SUPER<br><b>Ref: 40" TOW BEHIND DETHATCHER</b>                | 05/20/2025 | 24033   | CHK      | 05/20/2025         |             | \$ 99.99    |         |         |     |
| 1407 REEDSBURG TRUE VALUE SUPER<br><b>Ref: RED MARKING PAINT/NUTS,BOLTS,SCREWS</b>      | 05/20/2025 | 24063   | CHK      | 05/20/2025         |             | \$ 17.36    |         |         |     |
| 1407 REEDSBURG TRUE VALUE SUPER<br><b>Ref: BLK FINE PT MARKER/4" CABLE TIES</b>         | 05/20/2025 | 24064   | CHK      | 05/20/2025         |             | \$ 12.57    |         |         |     |
| 1407 REEDSBURG TRUE VALUE SUPER<br><b>Ref: RETURN PWR REPL CORD/EXT CORD 3-TAP</b>      | 05/20/2025 | 24082   | CHK      | 05/20/2025         |             | \$ 4.00     |         |         |     |
| 1407 REEDSBURG TRUE VALUE SUPER<br><b>Ref: 90DEG ELBOW/COUPLING</b>                     | 05/20/2025 | 24084   | CHK      | 05/20/2025         |             | \$ 43.68    |         |         |     |
| 1407 REEDSBURG TRUE VALUE SUPER<br><b>Ref: 2 CYCLE OIL 6/PK</b>                         | 05/20/2025 | 24099   | CHK      | 05/20/2025         |             | \$ 13.99    |         |         |     |
| 1407 REEDSBURG TRUE VALUE SUPER<br><b>Ref: PHOTOCEL,OTDR,IG OUTLET BOX/BLNK COVER</b>   | 05/20/2025 | 24115   | CHK      | 05/20/2025         |             | \$ 32.75    |         |         |     |

05/16/2025 12:06:24 pm

**ACCOUNTS PAYABLE  
CASH COMMITMENT**

Page: 16

**Beginning Date: 04/23/2025**

| Vendor Name   | Due Date   | Invoice | Pmt Type | Scheduled Pmt Date | Misc Credit | Due In Days |         |         |     |
|---|------------|---------|----------|--------------------|-------------|-------------|---------|---------|-----|
|   |            |         |          |                    |             | 30 Or Less  | 31 - 60 | 61 - 90 | 91+ |
| 1407 REEDSBURG TRUE VALUE SUPER<br><b>Ref:</b> NITRILE GLOVES/LEXEL CAULK/LYNCH PIN     | 05/20/2025 | 24125   | CHK      | 05/20/2025         |             | \$ 42.95    |         |         |     |
| 1407 REEDSBURG TRUE VALUE SUPER<br><b>Ref:</b> C BATTERIES                              | 05/20/2025 | 24168   | CHK      | 05/20/2025         |             | \$ 21.99    |         |         |     |
| 1407 REEDSBURG TRUE VALUE SUPER<br><b>Ref:</b> 20A SP CIRCUIT BREAKER                   | 05/20/2025 | 24186   | CHK      | 05/20/2025         |             | \$ 15.99    |         |         |     |
| 1407 REEDSBURG TRUE VALUE SUPER<br><b>Ref:</b> 5PK 10TPI 9L TORC BLADE                  | 05/20/2025 | 24187   | CHK      | 05/20/2025         |             | \$ 23.99    |         |         |     |
| 1407 REEDSBURG TRUE VALUE SUPER<br><b>Ref:</b> NUTS,BOLTS,SCREWS                        | 05/20/2025 | 24188   | CHK      | 05/20/2025         |             | \$ 5.16     |         |         |     |
| 1407 REEDSBURG TRUE VALUE SUPER<br><b>Ref:</b> XL BLK OX BIT/MSNRY DRILL BIT            | 05/20/2025 | 24193   | CHK      | 05/20/2025         |             | \$ 19.98    |         |         |     |
| 1407 REEDSBURG TRUE VALUE SUPER<br><b>Ref:</b> SM WIRE HOOKS/VELCRO TAPE                | 05/20/2025 | 24207   | CHK      | 05/20/2025         |             | \$ 51.48    |         |         |     |
| 1407 REEDSBURG TRUE VALUE SUPER<br><b>Ref:</b> BOTTLE SPRAYER                           | 05/20/2025 | 24279   | CHK      | 05/20/2025         |             | \$ 2.59     |         |         |     |
| 1407 REEDSBURG TRUE VALUE SUPER<br><b>Ref:</b> NUTS,BOLTS,SCREWS                        | 05/20/2025 | 24308   | CHK      | 05/20/2025         |             | \$ 16.76    |         |         |     |
| 1407 REEDSBURG TRUE VALUE SUPER   | 05/20/2025 | 24324   | CHK      | 05/20/2025         |             | \$ 13.40    |         |         |     |
| 1407 REEDSBURG TRUE VALUE SUPER<br><b>Ref:</b> DRAIN HOSE/GALV INSERT COUPLING/DRILL BT | 05/20/2025 | 24326   | CHK      | 05/20/2025         |             | \$ 77.69    |         |         |     |
| 1407 REEDSBURG TRUE VALUE SUPER<br><b>Ref:</b> NUTS,BOLTS,SCREWS                        | 05/20/2025 | 24392   | CHK      | 05/20/2025         |             | \$ 8.16     |         |         |     |
| 1407 REEDSBURG TRUE VALUE SUPER<br><b>Ref:</b> BLK VELCRO STRAP/WHT STICK BACK TAPE     | 05/20/2025 | 24406   | CHK      | 05/20/2025         |             | \$ 19.44    |         |         |     |
| 1407 REEDSBURG TRUE VALUE SUPER<br><b>Ref:</b> ROOF NAILS                               | 05/20/2025 | 24431   | CHK      | 05/20/2025         |             | \$ 5.99     |         |         |     |
| 1407 REEDSBURG TRUE VALUE SUPER<br><b>Ref:</b> NUTSETTERS                               | 05/20/2025 | 24446   | CHK      | 05/20/2025         |             | \$ 12.48    |         |         |     |

**ACCOUNTS PAYABLE  
CASH COMMITMENT**

**Beginning Date: 04/23/2025**

| Vendor Name   | Due Date   | Invoice          | Pmt Type | Scheduled Pmt Date | Misc Credit | Due In Days |         |         |      |
|---|------------|------------------|----------|--------------------|-------------|-------------|---------|---------|------|
|   |            |                  |          |                    |             | 30 Or Less  | 31 - 60 | 61 - 90 | 91+  |
| <b>Totals For Vendor - 1407 - REEDSBURG TRUE VALUE SUPERSTO</b> |            |                  |          |                    | 0.00        | 1,311.62    | 0.00    | 0.00    | 0.00 |
| <b>Vendor - 1412 RESCO</b>                                      |            |                  |          |                    |             |             |         |         |      |
| 1412 RESCO  | 05/20/2025 | 3070386          | CHK      | 05/20/2025         |             | \$ 185.50   |         |         |      |
| Ref: CABLE ADAPTER 500STR 15KV 600A #655CA-L                    |            |                  |          |                    |             |             |         |         |      |
| 1412 RESCO  | 05/20/2025 | 3071607          | CHK      | 05/20/2025         |             | \$ 296.80   |         |         |      |
| Ref: CONTACT LUB ELBOW 500STR 600A #03700330                    |            |                  |          |                    |             |             |         |         |      |
| <b>Totals For Vendor - 1412 - RESCO</b>                         |            |                  |          |                    | 0.00        | 482.30      | 0.00    | 0.00    | 0.00 |
| <b>Vendor - 1428 SAUK COUNTY REGISTER OF DEEDS</b>              |            |                  |          |                    |             |             |         |         |      |
| 1428 SAUK COUNTY REGISTER OF DEE                                | 05/20/2025 | 202500001431     | CHK      | 05/20/2025         |             | \$ 9.00     |         |         |      |
| Ref: LANDSHARK ESCROW ACCT #743                                 |            |                  |          |                    |             |             |         |         |      |
| <b>Totals For Vendor - 1428 - SAUK COUNTY REGISTER OF DEEDS</b> |            |                  |          |                    | 0.00        | 9.00        | 0.00    | 0.00    | 0.00 |
| <b>Vendor - 1435 SCHNEIDER ELECTRIC USA INC</b>                 |            |                  |          |                    |             |             |         |         |      |
| 1435 SCHNEIDER ELECTRIC USA INC                                 | 05/20/2025 | 7005115932       | CHK      | 05/20/2025         |             | \$ 9,578.03 |         |         |      |
| Ref: PME ACCESS CLIENT-ADDL USER LICENSE (7)                    |            |                  |          |                    |             |             |         |         |      |
| <b>Totals For Vendor - 1435 - SCHNEIDER ELECTRIC USA INC</b>    |            |                  |          |                    | 0.00        | 9,578.03    | 0.00    | 0.00    | 0.00 |
| <b>Vendor - 1442 SEERA FOCUS ON ENERGY</b>                      |            |                  |          |                    |             |             |         |         |      |
| 1442 SEERA FOCUS ON ENERGY                                      | 05/20/2025 | APRIL 2025       | CHK      | 05/20/2025         |             | \$ 3,020.70 |         |         |      |
| Ref: FOCUS ON ENERGY FEE-04/2025                                |            |                  |          |                    |             |             |         |         |      |
| <b>Totals For Vendor - 1442 - SEERA FOCUS ON ENERGY</b>         |            |                  |          |                    | 0.00        | 3,020.70    | 0.00    | 0.00    | 0.00 |
| <b>Vendor - 9999 STREET, SANDRA</b>                             |            |                  |          |                    |             |             |         |         |      |
| 9999 STREET, SANDRA   | 05/20/2025 | 000643510/011756 | CHK      | 05/20/2025         |             | \$ 269.04   |         |         |      |
| Ref: ACCT #643510 ELEC/WATER REFUND                             |            |                  |          |                    |             |             |         |         |      |
| <b>Totals For Vendor - 9999 - STREET, SANDRA</b>                |            |                  |          |                    | 0.00        | 269.04      | 0.00    | 0.00    | 0.00 |
| <b>Vendor - 1469 SUPERIOR CHEMICAL CORP</b>                     |            |                  |          |                    |             |             |         |         |      |
| 1469 SUPERIOR CHEMICAL CORP                                     | 05/20/2025 | 414937           | CHK      | 05/20/2025         |             | \$ 116.29   |         |         |      |
| Ref: DERMA FOAM ANTIBACTERIAL SOAP                              |            |                  |          |                    |             |             |         |         |      |

05/16/2025 12:06:24 pm

**ACCOUNTS PAYABLE  
CASH COMMITMENT**

Page: 18

**Beginning Date: 04/23/2025**

| Vendor Name   | Due Date   | Invoice       | Pmt Type | Scheduled<br>Pmt Date | Misc Credit | Due In Days  |         |         |      |
|---|------------|---------------|----------|-----------------------|-------------|--------------|---------|---------|------|
|   |            |               |          |                       |             | 30 Or Less   | 31 - 60 | 61 - 90 | 91+  |
| <b>Totals For Vendor - 1469 - SUPERIOR CHEMICAL CORP</b>        |            |               |          |                       | 0.00        | 116.29       | 0.00    | 0.00    | 0.00 |
| <b>Vendor - 1479 TELEVISION WISCONSIN INC</b>                   |            |               |          |                       |             |              |         |         |      |
| 1479 TELEVISION WISCONSIN INC                                   | 05/20/2025 | APR-25        | CHK      | 05/20/2025            |             | \$ 8,736.00  |         |         |      |
| Ref: RETRANSMISSION OF WISC-TV 04/2025                          |            |               |          |                       |             |              |         |         |      |
| <b>Totals For Vendor - 1479 - TELEVISION WISCONSIN INC</b>      |            |               |          |                       | 0.00        | 8,736.00     | 0.00    | 0.00    | 0.00 |
| <b>Vendor - 1480 TERRY-DURIN CO</b>                             |            |               |          |                       |             |              |         |         |      |
| 1480 TERRY-DURIN CO   |            | 186876-00     |          |                       | -479.98     |              |         |         |      |
| Ref: RETURN VENTURI PO 6317                                     |            |               |          |                       |             |              |         |         |      |
| <b>Totals For Vendor - 1480 - TERRY-DURIN CO</b>                |            |               |          |                       | -479.98     | 0.00         | 0.00    | 0.00    | 0.00 |
| <b>Vendor - 1496 TRANSACTION NETWORK SERV. INC</b>              |            |               |          |                       |             |              |         |         |      |
| 1496 TRANSACTION NETWORK SERV. I                                | 05/20/2025 | C01_202508180 | CHK      | 05/20/2025            |             | \$ 100.00    |         |         |      |
| Ref: 800 DATABASE SERVICES                                      |            |               |          |                       |             |              |         |         |      |
| <b>Totals For Vendor - 1496 - TRANSACTION NETWORK SERV. INC</b> |            |               |          |                       | 0.00        | 100.00       | 0.00    | 0.00    | 0.00 |
| <b>Vendor - 2335 UNITED TEL SUPPLY</b>                          |            |               |          |                       |             |              |         |         |      |
| 2335 UNITED TEL SUPPLY  | 05/20/2025 | 37091         | CHK      | 05/20/2025            |             | \$ 7,882.00  |         |         |      |
| Ref: HH 30WX60LX36D CONCRETE APC306036T22                       |            |               |          |                       |             |              |         |         |      |
| <b>Totals For Vendor - 2335 - UNITED TEL SUPPLY</b>             |            |               |          |                       | 0.00        | 7,882.00     | 0.00    | 0.00    | 0.00 |
| <b>Vendor - 1510 UPS SUPPLY CHAIN SOLUTIONS</b>                 |            |               |          |                       |             |              |         |         |      |
| 1510 UPS SUPPLY CHAIN SOLUTIONS                                 | 05/20/2025 | 0000E8W391195 | DD       | 05/20/2025            |             | \$ 12.53     |         |         |      |
| Ref: UPS GROUND   |            |               |          |                       |             |              |         |         |      |
| <b>Totals For Vendor - 1510 - UPS SUPPLY CHAIN SOLUTIONS</b>    |            |               |          |                       | 0.00        | 12.53        | 0.00    | 0.00    | 0.00 |
| <b>Vendor - 1519 VANNGUARD UTILITY PARTNERS</b>                 |            |               |          |                       |             |              |         |         |      |
| 1519 VANNGUARD UTILITY PARTNERS                                 | 05/20/2025 | 10702         | CHK      | 05/20/2025            |             | \$ 10,960.52 |         |         |      |
| Ref: RURAL LOCATES FOR COMMUNICATION SERVICES                   |            |               |          |                       |             |              |         |         |      |

**ACCOUNTS PAYABLE  
CASH COMMITMENT**

**Beginning Date: 04/23/2025**

| Vendor Name  | Due Date   | Invoice       | Pmt Type | Scheduled Pmt Date | Misc Credit | Due In Days  |            |         |      |      |
|--|------------|---------------|----------|--------------------|-------------|--------------|------------|---------|------|------|
|  |            |               |          |                    |             | 30 Or Less   | 31 - 60    | 61 - 90 | 91+  |      |
| <b>Totals For Vendor - 1519 - VANNGUARD UTILITY PARTNERS</b> |            |               |          |                    |             | 0.00         | 10,960.52  | 0.00    | 0.00 | 0.00 |
| <b>Vendor - 2011 VERMEER WISCONSIN INC</b>                   |            |               |          |                    |             |              |            |         |      |      |
| 2011 VERMEER WISCONSIN INC                                   | 05/20/2025 | 40054474      | CHK      | 05/20/2025         |             | \$ 39.21     |            |         |      |      |
| <b>Ref: BOWL-5"</b>  |            |               |          |                    |             |              |            |         |      |      |
| 2011 VERMEER WISCONSIN INC                                   | 05/20/2025 | 40054495      | CHK      | 05/20/2025         |             | \$ 345.37    |            |         |      |      |
| <b>Ref: SUB SAVER/QUICKLOCK/SODA ASH</b>                     |            |               |          |                    |             |              |            |         |      |      |
| 2011 VERMEER WISCONSIN INC                                   | 05/20/2025 | 40054589      | CHK      | 05/20/2025         |             | \$ 114.62    |            |         |      |      |
| <b>Ref: GREASE</b>   |            |               |          |                    |             |              |            |         |      |      |
| <b>Totals For Vendor - 2011 - VERMEER WISCONSIN INC</b>      |            |               |          |                    |             | 0.00         | 499.20     | 0.00    | 0.00 | 0.00 |
| <b>Vendor - 1524 VIERBICHER ASSOCIATES INC</b>               |            |               |          |                    |             |              |            |         |      |      |
| 1524 VIERBICHER ASSOCIATES INC                               | 05/20/2025 | 230359-00028  | CHK      | 05/20/2025         |             | \$ 175.00    |            |         |      |      |
| <b>Ref: PERMIT,RECORDING OR REVIEW FEES</b>                  |            |               |          |                    |             |              |            |         |      |      |
| 1524 VIERBICHER ASSOCIATES INC                               | 05/20/2025 | 230359-00029  | CHK      | 05/20/2025         |             | \$ 8,231.20  |            |         |      |      |
| <b>Ref: PROF FEES-STAKING-IOWA</b>                           |            |               |          |                    |             |              |            |         |      |      |
| 1524 VIERBICHER ASSOCIATES INC                               | 05/20/2025 | 230359-00030  | CHK      | 05/20/2025         |             | \$ 33,791.80 |            |         |      |      |
| <b>Ref: PROF SERV-SECTION 2-D STAKING</b>                    |            |               |          |                    |             |              |            |         |      |      |
| 1524 VIERBICHER ASSOCIATES INC                               | 05/20/2025 | 230359-00031  | CHK      | 05/20/2025         |             | \$ 5,068.90  |            |         |      |      |
| <b>Ref: PROF SERV-SECTION 4-A, PLANS &amp; SPECS</b>         |            |               |          |                    |             |              |            |         |      |      |
| 1524 VIERBICHER ASSOCIATES INC                               | 05/20/2025 | 230359-00032  | CHK      | 05/20/2025         |             | \$ 4,757.80  |            |         |      |      |
| <b>Ref: IOWA-SECT 2-C-PERMITS/2-D ROW/RUS FORMS</b>          |            |               |          |                    |             |              |            |         |      |      |
| 1524 VIERBICHER ASSOCIATES INC                               | 05/20/2025 | 230359-00033  | CHK      | 05/20/2025         |             | \$ 57,877.10 |            |         |      |      |
| <b>Ref: WITWEN-SECT 2-D ROW/RUS FORMS</b>                    |            |               |          |                    |             |              |            |         |      |      |
| 1524 VIERBICHER ASSOCIATES INC                               | 05/20/2025 | 230359-00034  | CHK      | 05/20/2025         |             | \$ 10,890.00 |            |         |      |      |
| <b>Ref: HAPPY HILL-SECT 2-3 ROW/RUS FORMS</b>                |            |               |          |                    |             |              |            |         |      |      |
| 1524 VIERBICHER ASSOCIATES INC                               | 05/20/2025 | 250062-00006  | CHK      | 05/20/2025         |             | \$ 612.00    |            |         |      |      |
| <b>Ref: PROF SERV-2ND ST REDEVELOPMENT</b>                   |            |               |          |                    |             |              |            |         |      |      |
| <b>Totals For Vendor - 1524 - VIERBICHER ASSOCIATES INC</b>  |            |               |          |                    |             | 0.00         | 121,403.80 | 0.00    | 0.00 | 0.00 |
| <b>Vendor - 1525 VIKING EXPRESS MART</b>                     |            |               |          |                    |             |              |            |         |      |      |
| 1525 VIKING EXPRESS MART                                     | 05/20/2025 | 64675 04/2025 | CHK      | 05/20/2025         |             | \$ 633.86    |            |         |      |      |

05/16/2025 12:06:24 pm

**ACCOUNTS PAYABLE  
CASH COMMITMENT**

Page: 20

**Beginning Date: 04/23/2025**

| Vendor Name  | Due Date   | Invoice       | Pmt Type | Scheduled Pmt Date | Misc Credit | Due In Days |         |         |      |  |
|--|------------|---------------|----------|--------------------|-------------|-------------|---------|---------|------|--|
|  |            |               |          |                    |             | 30 Or Less  | 31 - 60 | 61 - 90 | 91+  |  |
| <b>Ref: FUEL</b>   |            |               |          |                    |             |             |         |         |      |  |
| 1525 VIKING EXPRESS MART                                     | 05/20/2025 | 64676 04/2025 | CHK      | 05/20/2025         |             | \$ 1,117.91 |         |         |      |  |
| 1525 VIKING EXPRESS MART                                     | 05/20/2025 | 64677 04/2025 | CHK      | 05/20/2025         |             | \$ 5,234.21 |         |         |      |  |
| <b>Totals For Vendor - 1525 - VIKING EXPRESS MART</b>        |            |               |          |                    | 0.00        | 6,985.98    | 0.00    | 0.00    | 0.00 |  |
| <b>Vendor - 1526 VIKING VILLAGE FOODS</b>                    |            |               |          |                    |             |             |         |         |      |  |
| 1526 VIKING VILLAGE FOODS                                    | 05/20/2025 | 00032785      | CHK      | 05/20/2025         |             | \$ 50.05    |         |         |      |  |
| <b>Ref: BREAK ROOM SUPPLIES</b>                              |            |               |          |                    |             |             |         |         |      |  |
| 1526 VIKING VILLAGE FOODS                                    | 05/20/2025 | 00046940      | CHK      | 05/20/2025         |             | \$ 88.46    |         |         |      |  |
| <b>Ref: DRINKS FOR EMPL APPR/BABY GIFT CARD</b>              |            |               |          |                    |             |             |         |         |      |  |
| 1526 VIKING VILLAGE FOODS                                    | 05/20/2025 | 00048919      | CHK      | 05/20/2025         |             | \$ 36.00    |         |         |      |  |
| <b>Ref: CUPCAKES FOR COMMISSION MEETING</b>                  |            |               |          |                    |             |             |         |         |      |  |
| 1526 VIKING VILLAGE FOODS                                    | 05/20/2025 | 00049482      | CHK      | 05/20/2025         |             | \$ 21.29    |         |         |      |  |
| <b>Ref: COOKIES FOR EMPLOYEE APPRECIATION LUNCH</b>          |            |               |          |                    |             |             |         |         |      |  |
| 1526 VIKING VILLAGE FOODS                                    | 05/20/2025 | 00063199      | CHK      | 05/20/2025         |             | \$ 24.00    |         |         |      |  |
| <b>Ref: DONUTS-LINEMAN APPRECIATION</b>                      |            |               |          |                    |             |             |         |         |      |  |
| <b>Totals For Vendor - 1526 - VIKING VILLAGE FOODS</b>       |            |               |          |                    | 0.00        | 219.80      | 0.00    | 0.00    | 0.00 |  |
| <b>Vendor - 2092 WI DNR</b>                                  |            |               |          |                    |             |             |         |         |      |  |
| 2092 WI DNR  | 05/20/2025 | WU114404      | CHK      | 05/20/2025         |             | \$ 125.00   |         |         |      |  |
| <b>Ref: 2025 WATER USE FEES PROPERTY #11181</b>              |            |               |          |                    |             |             |         |         |      |  |
| <b>Totals For Vendor - 2092 - WI DNR</b>                     |            |               |          |                    | 0.00        | 125.00      | 0.00    | 0.00    | 0.00 |  |
| <b>Vendor - 1554 WI INDEPENDENT NETWORK LLC</b>              |            |               |          |                    |             |             |         |         |      |  |
| 1554 WI INDEPENDENT NETWORK LLC                              | 05/20/2025 | WIN031249     | CHK      | 05/20/2025         |             | \$ 9,152.85 |         |         |      |  |
| <b>Ref: LEASE-ETHERNET CIRCUITS 06/2025</b>                  |            |               |          |                    |             |             |         |         |      |  |
| <b>Totals For Vendor - 1554 - WI INDEPENDENT NETWORK LLC</b> |            |               |          |                    | 0.00        | 9,152.85    | 0.00    | 0.00    | 0.00 |  |
| <b>Vendor - 1557 WI MAT COMPANY</b>                          |            |               |          |                    |             |             |         |         |      |  |

05/16/2025 12:06:24 pm

# ACCOUNTS PAYABLE CASH COMMITMENT

Page: 21

**Beginning Date: 04/23/2025**

| Vendor Name  | Due Date   | Invoice          | Pmt Type | Scheduled Pmt Date | Misc Credit  | Due In Days     |         |         |         |
|--|------------|------------------|----------|--------------------|--------------|-----------------|---------|---------|---------|
|  |            |                  |          |                    |              | 30 Or Less      | 31 - 60 | 61 - 90 | 91+     |
| 1557 WI MAT COMPANY<br>Ref: MAT RENTAL                                   | 05/20/2025 | 15277            | CHK      | 05/20/2025         |              | \$ 183.60       |         |         |         |
| <b>Totals For Vendor - 1557 - WI MAT COMPANY</b>                         |            |                  |          |                    | 0.00         | 183.60          | 0.00    | 0.00    | 0.00    |
| <b>Vendor - 1565 WI STATE LABORATORY OF HYGIENE</b>                      |            |                  |          |                    |              |                 |         |         |         |
| 1565 WI STATE LABORATORY OF HYGI<br>Ref: FLUORIDE TESTING                | 05/20/2025 | 807690-1         | CHK      | 05/20/2025         |              | \$ 31.00        |         |         |         |
| <b>Totals For Vendor - 1565 - WI STATE LABORATORY OF HYGIENE</b>         |            |                  |          |                    | 0.00         | 31.00           | 0.00    | 0.00    | 0.00    |
| <b>Vendor - 2279 WOLTER POWER SYSTEMS</b>                                |            |                  |          |                    |              |                 |         |         |         |
| 2279 WOLTER POWER SYSTEMS<br>Ref: ALTERNATOR                             | 05/20/2025 | 532528852        | CHK      | 05/20/2025         |              | \$ 617.28       |         |         |         |
| 2279 WOLTER POWER SYSTEMS<br>Ref: RETURN ALTERNATOR                      |            | C32553124        |          |                    | -581.16      |                 |         |         |         |
| <b>Totals For Vendor - 2279 - WOLTER POWER SYSTEMS</b>                   |            |                  |          |                    | -581.16      | 617.28          | 0.00    | 0.00    | 0.00    |
| <b>Vendor - 1577 ZOBEL &amp; SONS, INC.</b>                              |            |                  |          |                    |              |                 |         |         |         |
| 1577 ZOBEL & SONS, INC.<br>Ref: EXCAVATOR/DUMP TRK/DEBRIS DUMPED-COMMERC | 05/20/2025 | 58996            | CHK      | 05/20/2025         |              | \$ 1,593.36     |         |         |         |
| 1577 ZOBEL & SONS, INC.<br>Ref: EXCAVATOR/SKIDSTEER/DUMP TRK-UNITED COOP | 05/20/2025 | 58997            | CHK      | 05/20/2025         |              | \$ 4,186.75     |         |         |         |
| 1577 ZOBEL & SONS, INC.<br>Ref: ROAD GRAVEL/TOPSOIL                      | 05/20/2025 | 58998            | CHK      | 05/20/2025         |              | \$ 480.05       |         |         |         |
| <b>Totals For Vendor - 1577 - ZOBEL &amp; SONS, INC.</b>                 |            |                  |          |                    | 0.00         | 6,260.16        | 0.00    | 0.00    | 0.00    |
| <b>Vendor - 9999 ZUNKER, CHRISTOPHER</b>                                 |            |                  |          |                    |              |                 |         |         |         |
| 9999 ZUNKER, CHRISTOPHER<br>Ref: ACCT #4500001 ELEC/WATER REFUND         | 05/20/2025 | 004500001/005459 | CHK      | 05/20/2025         |              | \$ 56.38        |         |         |         |
| <b>Totals For Vendor - 9999 - ZUNKER, CHRISTOPHER</b>                    |            |                  |          |                    | 0.00         | 56.38           | 0.00    | 0.00    | 0.00    |
| <b>Grand Total: (205)</b>  |            |                  |          |                    | \$ -1,213.51 | \$ 1,068,821.05 | \$ 0.00 | \$ 0.00 | \$ 0.00 |

05/16/2025 12:06:24 pm

# ACCOUNTS PAYABLE CASH COMMITMENT

Page: 22

|                             |                  |                     |             |             |             |
|-----------------------------|------------------|---------------------|-------------|-------------|-------------|
| <b>Check: (202)</b>         | -1,213.51        | 1,059,358.65        | 0.00        | 0.00        | 0.00        |
| <b>Direct Deposit: (3)</b>  | 0.00             | 9,462.40            | 0.00        | 0.00        | 0.00        |
| <b>Payment Type Totals:</b> | <u>-1,213.51</u> | <u>1,068,821.05</u> | <u>0.00</u> | <u>0.00</u> | <u>0.00</u> |

**Check Register & Cash Commitment Summary  
May 2025**

|           |                     |  |
|-----------|---------------------|--|
| \$        | 2,011,406.75        | Total Paid From Check Register Report                                  |
| \$        | (1,492,246.83)      | Less Already Approved WPPI Power Bill Pymt From Prior Meeting          |
| \$        | (76,937.50)         | Less Already Approved Assoc. Trust Water Bond Pymt From Prior Meeting  |
| \$        | (108,942.00)        | Less Already Approved ATC Pymt for Vol Addl Capital From Prior Meeting |
| \$        | 185,313.22          | Net Payroll/Labor Totals   |
| <b>\$</b> | <b>518,593.64</b>   | <b>TOTAL PAID BEFORE MEETING</b>                                       |
|           |                     |  |
| \$        | 1,068,821.05        | Total Unpaid from Cash Commitment Report                               |
| \$        | (1,213.51)          | Misc Vendor Credits  |
| \$        | 1,421,417.71        | Wire to WPPI-Power bill payment due on 5-28                            |
| <b>\$</b> | <b>2,489,025.25</b> | <b>TOTAL UNPAID BEFORE MEETING</b>                                     |
|           |                     |  |
| <b>\$</b> | <b>3,007,618.89</b> | <b>GRAND TOTAL</b>   |

STAFF REPORT

AGENDA ITEM: 8a

---

**To:** Utility Commission  
**Prepared By:** Brett Schuppner  
**Date of Meeting:** May 19, 2025  
**Subject:** Commercial Driver's License Policy revisions

---

**Background:**

RUC's current Commercial Driver's License (CDL) Policy was approved in July of 2018. A copy of this policy is attached for your reference.

New regulations have been implemented requiring additional training to obtain CDL. These training requirements have increased the cost to obtain a CDL. If RUC requires an employee to obtain a CDL as part of their job duties, RUC will pay for this training. The proposed revisions address the costs of the training, and also require the employee to reimburse RUC for these costs if they do not maintain their CDL or termination of their employment within three years of obtaining their CDL.

Also attached is an agreement the employee would sign acknowledging the repayment requirements.

**Recommendation:**

Review and approve the revised CDL policy.

**REEDSBURG UTILITY COMMISSION  
COMMERCIAL DRIVER'S LICENSE POLICY**

**PURPOSE**

This policy outlines the responsibilities of employees who are required by their employment to carry a Commercial Driver's License (CDL).

Employees whose positions require them to possess a valid CDL must do so during the entire time they are employed in such position. Employees are responsible for maintaining a valid CDL. Employees may be subject to disciplinary action based on the conduct that led to the failure to maintain a valid CDL. Failure to maintain a valid CDL may constitute grounds for termination of employment.

**REQUIREMENTS**

Pursuant to 49 C.F.R. § 383.37, Reedsburg Utility Commission ("Utility") may not knowingly allow, require, permit or authorize a driver to operate a commercial motor vehicle (CMV):

- a. During any period for which the driver has a CDL suspended, revoked or cancelled, has lost the right to operate a CMV, or has been disqualified from operating a CMV;
- b. During any period in which the driver has more than one CDL;
- c. During any period in which the driver or the vehicle he or she is driving, is subject to an out-of-service order; or

- d. In violation of federal, state or local law or regulation pertaining to railroad-highway grade crossings.

Additionally, pursuant to Wis. Stat. § 343.315(1m), the Utility may not allow, permit or authorize a driver who is disqualified to operate a CMV.

Under 49 C.F.R. § 383.31, all CDL holders have an affirmative obligation to notify their employer, within 30 days of conviction, of the violation of any state or local law relating to motor vehicle traffic control, except parking violations. Such notification is required to contain the following:

- i. Driver's full name;
- ii. Driver's license number;
- iii. Date of conviction;
- iv. The specific traffic violation or other violation of state or local law for which the person was convicted and any suspension, revocation or cancellation of certain driving privileges which resulted from such conviction;
- v. An indication whether the violation occurred in a CMV;
- vi. Location of offense; and
- vii. Driver's signature.

Pursuant to 49 C.F.R. § 383.33, any employee who has a driver's license suspended, revoked, or cancelled by any state or other jurisdiction, or who is disqualified from operating a CMV, must notify his or her current employer of such suspension, revocation, cancellation, loss of privilege, or disqualification. Said notification must be made before the end of the business

day following the day the employee received the suspension, revocation, cancellation, lost privilege, or disqualification.

Employees are required as a condition of employment to comply with these provisions. If an employee makes a report to the Utility as required by law, the Utility and the employee will meet and review the circumstances of the situation.

The Utility shall, at least on a yearly basis, check with the Wisconsin Department of Transportation on the driver's license status for all employees who are required to hold CDLs for purposes of their Utility employment.

### **Consequences of Suspension, Revocation, Cancellation of a CDL License**

For those job classifications for which a CDL is required, lawful suspension, revocation, or cancellation of such license may render an employee unqualified for the position and unable to perform the essential functions of that position. Such employee may be terminated from Utility employment.


The Utility may, on a case-by-case basis, place the employee in a vacant position within the Utility, put the employee on a paid or unpaid leave of absence, or re-structure the employee's job duties during the period during which an employee's CDL license is suspended, revoked or cancelled. The Utility is not obligated to do so, however. If the employee's job duties are re-structured, the Utility may reduce the employee's compensation to reflect the loss of job responsibilities.

If the Utility reviews alternatives other than termination for an employee whose CDL has been suspended, revoked or cancelled, the Utility may consider, among other things, the following factors:

- i. The position held by the employee;
- ii. Available Utility vacancies and the employee's qualifications for those positions;
- iii. The Utilities' operational needs;
- iv. Staffing issues;
- v. The anticipated length of time of the CDL's suspension, revocation or cancellation;
- vi. The employee's length of service in Utility employment;
- vii. The employee's work record;
- viii. Whether the employee's conduct which resulted in the suspension, revocation or cancellation of the CDL was caused by a disability and the availability of reasonable accommodations for such disability;
- ix. The employee's paid leave status; and
- x. The nature of the offense giving rise to the suspension, revocation or cancellation.

The Utility may condition continued employment, including reassignment, leave, or job restructuring, on future compliance with all terms and conditions of Utility employment and upon restoration of CDL licensure within a particular period of time. An employee may not be returned to the employee's previous position until such time as the employee's CDL license has been restored and the employee has been determined to be insurable by the Utility's automobile liability insurer.

Commission Approval Date: 7/16/18

  
Commission President

  
Commission Secretary

## COMMERCIAL DRIVER'S LICENSE POLICY

### Purpose

This policy outlines the responsibilities of employees of Reedsburg Utility Commission ("RUC") who are required by their employment to carry a Commercial Driver's License (CDL).

Employees whose positions require them to possess a valid CDL must do so during the entire time they are employed in such position. Employees are responsible for maintaining a valid CDL. Employees may be subject to disciplinary action based on the conduct that led to the failure to maintain a valid CDL. Failure to maintain a valid CDL may constitute grounds for termination of employment.

### Requirement

Pursuant to 49 C.F.R. § 383.37, RUC may not knowingly allow, require, permit or authorize a driver to operate a commercial motor vehicle (CMV):

- i. During any period for which the driver has a CDL suspended, revoked or cancelled, has lost the right to operate a CMV, or has been disqualified from operating a CMV;
- ii. During any period in which the driver has more than one CDL;
- iii. During any period in which the driver or the vehicle he or she is driving, is subject to an out-of-service order; or
- iv. In violation of federal, state or local law or regulation pertaining to railroad-highway grade crossings.

Additionally, pursuant to Wis. Stat. § 343.315(1m), RUC may not allow, permit or authorize a driver who is disqualified to operate a CMV.

Under 49 C.F.R. § 383.31, all CDL holders have an affirmative obligation to notify employer, within 30 days of conviction, of the violation of any state or local law relating to motor vehicle traffic control, except parking violations. Such notification is required to contain the following:

- i. Driver's full name;
- ii. Driver's license number;
- iii. Date of conviction;

- iv. The specific traffic violation or other violation of state or local law for which the person was convicted and any suspension, revocation or cancellation of certain driving privileges which resulted from such conviction;
- v. An indication whether the violation occurred in a CMV;
- vi. Location of offense; and
- vii. Driver's signature.

Pursuant to 49 C.F.R. § 383.33, any employee who has a driver's license suspended, revoked, or cancelled by any state or other jurisdiction, or who is disqualified from operating a CMV, must notify his or her current employer of such suspension, revocation, cancellation, loss of privilege, or disqualification. Said notification must be made before the end of the business day following the day the employee received the suspension, revocation, cancellation, lost privilege, or disqualification.

Employees are required as a condition of employment to comply with these provisions. If an employee makes a report to RUC as required by law, RUC and the employee will meet and review the circumstances of the situation.

RUC shall, at least on a yearly basis, check with the Wisconsin Department of Transportation on the driver's license status for all employees who are required to hold CDLs for purposes of their employment.

### **Consequences of Suspension, Revocation, Cancellation of a CDL License**

For those job classifications for which a CDL is required, lawful suspension, revocation, or cancellation of such license may render an employee unqualified for the position and unable to perform the essential functions of that position. Such employee may be terminated from RUC employment.

RUC may, on a case-by-case basis, place the employee in a vacant position within the utility, put the employee on a paid or unpaid leave of absence, or re-structure the employee's job duties during the period during which an employee's CDL license is suspended, revoked or cancelled. RUC is not obligated to do so, however. If the employee's job duties are re-structured, RUC may reduce the employee's compensation to reflect the loss of job responsibilities.

If RUC reviews alternatives other than termination for an employee whose CDL has been suspended, revoked or cancelled, RUC may consider, among other things, the following factors:

- i. The position held by the employee;
- ii. Available vacancies and the employee's qualifications for those positions;
- iii. Operational needs;
- iv. Staffing issues;
- v. The anticipated length of time of the CDL's suspension, revocation or cancellation;
- vi. The employee's length of service of RUC employment;
- vii. The employee's work record;
- viii. Whether the employee's conduct which resulted in the suspension, revocation or cancellation of the CDL was caused by a disability and the availability of reasonable accommodations for such disability;
- ix. The employee's paid leave status; and
- x. The nature of the offense giving rise to the suspension, revocation, or cancellation.

RUC may condition continued employment, including reassignment, leave, or job restructuring, on future compliance with all terms and conditions of Utility employment and upon restoration of CDL licensure within a particular period. An employee may not be returned to the employee's previous position until such time as the employee's CDL license has been restored and the employee has been determined to be insurable by RUC's automobile liability insurer.

### **Entry Level Training Requirements**

Regulations implemented by the Federal Motor Carrier Safety Administration require entry-level commercial driver's license (CDL) applicants to satisfy new training requirements. RUC will provide all costs associated with the Employee's training and expenses in obtaining the required CDL according to the terms and conditions below.

1. **Tuition Payment:** RUC shall pay the Employee all costs associated with obtaining the Employee's CDL, including tuition, testing, books, and other materials related to such course work. The Employee will also be paid wages at the employee's regular rate of pay for all hours in which the Employee attends courses paid for under this Agreement. As a condition of such payment, the Employee shall sign a CDL Licensure Payment Agreement.

2. **Repayment Obligation:**

- a. Should the Employee not successfully obtain CDL licensure or complete the training course for which the Employee receives reimbursement, the Employee agrees to notify RUC in writing within one week of terminating the course or failing to satisfactorily obtain CDL licensure and will reimburse RUC any amounts contributed by RUC towards non-wage related expenses according to Paragraph 3, below.
- b. The Employee shall not be responsible for repayment of any non-wage related expenses paid by RUC under this Agreement, provided the Employee remains employed by RUC for three (3) years after the date the Employee receives CDL licensure. In the event the Employee remains employed by RUC for less than three years, the Employee shall repay RUC a portion of the non-wage related expenses according to the schedule below:

| <b>Terms of Employment</b>       | <b>Repayment Amount</b> |
|----------------------------------|-------------------------|
| Less than 12 months              | 100% repayment          |
| 12 months to less than 18 months | 80% repayment           |
| 18 months to less than 24 months | 60% repayment           |
| 24 months to less than 30 months | 40% repayment           |
| 30 months to less than 36 months | 20% repayment           |
| After 36 months                  | No repayment            |

- c. In the event the Employee's CDL license is suspended, revoked or cancelled within three (3) years after the date the Employee receives CDL licensure, the Employee shall repay RUC a portion of the non-wage related expenses according to the schedule in Paragraph 2.b above.

3. **Repayment Conditions:** Any repayment of tuition shall be due immediately upon RUC receiving notification of failure to complete the course or obtain a CDL, the suspension, revocation, or cancellation of the Employee's CDL license, or the termination of the Employee's RUC employment within three years of the Employee obtaining a CDL. Repayment of the reimbursement amounts shall be made, at RUC's option, as follows:
- a. By deduction from the Employee's paycheck. By signing below, the Employee agrees that RUC may make such deduction pursuant to §103.455, Wis. Stats.
  - b. In a lump sum payment within thirty days of the employee's receipt of the Commission's written demand for reimbursement under this Agreement; or,
  - c. By means of a written installment agreement between the parties.

Commission Approval Date: \_\_\_\_\_

\_\_\_\_\_  
Katy Prange  
Commission President

\_\_\_\_\_  
Amy Reine  
Commission Secretary

## CDL LICENSURE PAYMENT AGREEMENT

This Agreement is entered into the last day of signature below, by and between the Reedsburg Utility Commission (“RUC”) and the undersigned employee (“the Employee”).

Regulations implemented by the Federal Motor Carrier Safety Administration require entry-level commercial driver’s license (CDL) applicants to satisfy new training requirements. RUC will provide all costs associated with the Employee’s training and expenses in obtaining the required CDL according to the terms and conditions below.

1. **Tuition Payment:** RUC shall pay the Employee all costs associated with obtaining the Employee’s CDL, including tuition, testing, books, and other materials related to such course work. The Employee will also be paid wages at the employee’s regular rate of pay for all hours in which the Employee attends courses paid for under this Agreement.
  
2. **Repayment Obligation:**
  - a. Should the Employee not successfully obtain CDL licensure or complete the training course for which the Employee receives reimbursement, the Employee agrees to notify RUC in writing within one week of terminating the course or failing to satisfactorily obtain CDL licensure and will reimburse RUC any amounts contributed by RUC towards non-wage related expenses according to Paragraph 3, below.
  
  - b. The Employee shall not be responsible for repayment of any non-wage related expenses paid by RUC under this Agreement, provided the Employee remains employed by RUC for three (3) years after the date the Employee receives CDL licensure. In the event the Employee remains employed by RUC for less than three years, the Employee shall repay RUC a portion of the non-wage related expenses according to the schedule below:

| <b>Terms of Employment</b>       | <b>Repayment Amount</b> |
|----------------------------------|-------------------------|
| Less than 12 months              | 100% repayment          |
| 12 months to less than 18 months | 80% repayment           |
| 18 months to less than 24 months | 60% repayment           |
| 24 months to less than 30 months | 40% repayment           |
| 30 months to less than 36 months | 20% repayment           |
| After 36 months                  | No repayment            |

- c. In the event the Employee's CDL license is suspended, revoked or cancelled within three (3) years after the date the Employee receives CDL licensure, the Employee shall repay RUC a portion of the non-wage related expenses according to the schedule in Paragraph 2.b above.
3. **Repayment Conditions:** Any repayment of tuition shall be due immediately upon RUC receiving notification of failure to complete the course or obtain a CDL, the suspension, revocation, or cancellation of the Employee's CDL license, or the termination of the Employee's Commission employment within three years of the Employee obtaining a CDL. Repayment of the reimbursement amounts shall be made, at RUC's option, as follows:
- a. By deduction from the Employee's paycheck. By signing below, the Employee agrees that RUC may make such deduction pursuant to §103.455, Wis. Stats.
  - b. In a lump sum payment within thirty days of the employee's receipt of the Commission's written demand for reimbursement under this Agreement; or,
  - c. By means of a written installment agreement between the parties.
4. **Terms of Agreement:** The terms of this agreement continue for three years after the Employee receives a CDL. The obligation of the Employee under section 2 and 3, above, shall continue until amounts due to have been paid in full or upon satisfaction of the required three years.

**IN WITNESS WHEREOF**, the parties have executed this Agreement effective as of the last date signature below.

REEDSBURG UTILITY COMMISSION

Employee: \_\_\_\_\_

By:

\_\_\_\_\_

\_\_\_\_\_

Dated: \_\_\_\_\_

Dated: \_\_\_\_\_

**ELECTRIC DEPARTMENT REPORT**  
**Dennis Horkan, Electric Supervisor**  
May 19, 2025

**Electric Department Update:**

- We have changed out several poles that were found to be in poor condition.
- Ten new electric meters have been installed since our April meeting.
- The lighting is complete for the new American Legion cannon site at Webb Park.
- We energized three new license plate readers for the Police Department.
- The Industrial Park Substation is back in service.
- We are working on the lighting for the roundabout at Viking and 19<sup>th</sup>.
- Work at the new movie theater will be starting soon.



1425 Corporate Center Drive Sun Prairie, WI 53590-9109 608.834.4500 wppienergy.org

## MEMORANDUM

TO: Brett Schuppner

CC: Sally Turpin

FROM: Adam Dikeman, Mallory Kleven, Phil Paque

DATE: May 5, 2025

SUBJECT: **Typical Bill Comparison Summary**

Attached is a summary of the current typical bill comparison for WPPI Energy members. It compares the utility’s current electric rates to comparable rates of the investor-owned utilities for standard usage of residential, commercial and large power/industrial customers. Actuals for January to March and budgeted 2025 wholesale power cost information was applied in the comparison to estimate the average annual PCAC, if applicable.

### **Wisconsin Members**

This comparison applies the current approved rates for Alliant, MG&E, WE Energies, WPS and XCEL. All associated fuel surcharges or credits (excluding one-time adjustments) are also applied. The table below summarizes the most recent approved rate activity for the IOUs which are reflected in the typical bill comparison.

| Investor-Owned Utility         | Percent Change | Effective Date | Docket Number |
|--------------------------------|----------------|----------------|---------------|
| Alliant Energy                 |                |                |               |
| (2024 base rates)              | 3.76%          | 1/1/24         | 6680-UR-124   |
| (2025 base rates)              | 4.51%          | 1/1/25         | 6680-UR-124   |
| (2025 fuel adjustment)         | 1.30%          | 1/1/25         | 6680-ER-104   |
| Madison Gas & Electric (MG&E)  |                |                |               |
| (2025 base rates)              | 4.23%          | 1/1/25         | 3270-UR-125   |
| (2025 fuel adjustment)         | -1.45%         | 1/1/25         | 3270-FR-2024  |
| WE Energies                    |                |                |               |
| (2025 base rates)              | 4.17%          | 1/1/25         | 5-UR-111      |
| (2026 base rate adjustment)    | 4.52%          | 1/1/26         | 5-UR-111      |
| Wisconsin Public Service (WPS) |                |                |               |
| (2025 base rates)              | 4.48%          | 1/1/25         | 6690-UR-128   |
| (2026 base rate adjustment)    | 2.34%          | 1/1/26         | 6690-UR-128   |
| XCEL Energy                    |                |                |               |
| (2024 base rates)              | 0.13%          | 1/1/24         | 4220-UR-126   |
| (2025 fuel adjustment)         | -2.80%         | 1/1/25         | 4220-ER-103   |

| Pending Rate Proceedings  | Percent Proposed | Filed Date | Docket Number |
|---|------------------|------------|---------------|
| Alliant Energy<br>(2026 base rate adjustment)<br>(2027 base rate adjustment)                | 8.30%<br>5.70%   | 3/31/25    | 6680-UR-125   |
| Madison Gas & Electric (MG&E)<br>(2026 base rate adjustment)<br>(2027 base rate adjustment) | 4.89%<br>4.33%   | 4/1/25     | 3270-UR-126   |
| WE Energies<br>(2026 fuel adjustment)   |                  |            | 6630-ER-107   |
| Wisconsin Public Service (WPS)<br>(2026 fuel adjustment)                                    |                  |            | 6690-ER-107   |
| XCEL Energy<br>(2026 base rate adjustment)<br>(2027 base rate adjustment)                   | 11.78%<br>7.15%  | 4/1/25     | 4220-UR-127   |

\*IOU fuel adjustments which are only applied over a one month period are not reflected in the comparison.

If you have any questions regarding this comparison, please let us know.

Adam Dikeman [adikeman@wppienergy.org](mailto:adikeman@wppienergy.org) 608-834-4589

Mallory Kleven [mkleven@wppienergy.org](mailto:mkleven@wppienergy.org) 608-834-4570

Phil Paque [ppaque@wppienergy.org](mailto:ppaque@wppienergy.org) 608-834-4580

Attachment

**REEDSBURG UTILITY COMMISSION**  
**ELECTRIC RATE COMPARISON - BASED ON 2025 ACTUALS (JAN-MAR) AND BUDGET**  
**MONTHLY BILL CALCULATION**

| RATES                                   | Reedsburg (1)  | WE Energies (2) | Percent Above or Below | Wisconsin Public Service (3) | Percent Above or Below | Alliant Energy (4) | Percent Above or Below | XCEL Energy (5) | Percent Above or Below | Madison Gas & Electric (6) | Percent Above or Below |
|---|----------------|-----------------|------------------------|------------------------------|------------------------|--------------------|------------------------|-----------------|------------------------|----------------------------|------------------------|
| <b>RESIDENTIAL</b>                      |                |                 |                        |                              |                        |                    |                        |                 |                        |                            |                        |
| 100 kWh                                 | \$21.04        | \$33.38         | 58.7%                  | \$32.23                      | 53.2%                  | \$31.43            | 49.4%                  | \$28.72         | 36.5%                  | \$33.16                    | 57.6%                  |
| 500 kWh                                 | \$65.20        | \$106.91        | 64.0%                  | \$89.45                      | 37.2%                  | \$97.14            | 49.0%                  | \$83.60         | 28.2%                  | \$105.81                   | 62.3%                  |
| 750 kWh                                 | \$92.80        | \$152.86        | 64.7%                  | \$125.21                     | 34.9%                  | \$138.20           | 48.9%                  | \$117.91        | 27.1%                  | \$151.21                   | 62.9%                  |
| 1,000 kWh                               | \$120.40       | \$198.81        | 65.1%                  | \$160.97                     | 33.7%                  | \$179.27           | 48.9%                  | \$152.21        | 26.4%                  | \$196.61                   | 63.3%                  |
| 2,000 kWh                               | \$230.80       | \$382.62        | 65.8%                  | \$304.02                     | 31.7%                  | \$343.54           | 48.8%                  | \$289.41        | 25.4%                  | \$378.22                   | 63.9%                  |
| <b>GENERAL SERVICE</b>                  |                |                 |                        |                              |                        |                    |                        |                 |                        |                            |                        |
| 4 kW 500 kWh (1-phase)                  | \$67.85        | \$98.56         | 45.3%                  | \$91.81                      | 35.3%                  | \$87.08            | 28.3%                  | \$83.60         | 23.2%                  | \$98.23                    | 44.8%                  |
| 16 kW 2,000 kWh (1-phase)               | \$241.40       | \$349.22        | 44.7%                  | \$284.33                     | 17.8%                  | \$297.34           | 23.2%                  | \$289.41        | 19.9%                  | \$321.22                   | 33.1%                  |
| 30 kW 6,000 kWh (3-phase)               | \$711.20       | \$1,017.66      | 43.1%                  | \$814.31                     | 14.5%                  | \$966.71           | 35.9%                  | \$860.70        | 21.0%                  | \$1,245.59                 | 75.1%                  |
| 40 kW 10,000 kWh (3-phase)              | \$1,174.00     | \$1,569.89      | 33.7%                  | \$1,327.71                   | 13.1%                  | \$1,479.18         | 26.0%                  | \$1,279.81      | 9.0%                   | \$1,789.74                 | 52.4%                  |
| <b>SMALL POWER SERVICE</b>              |                |                 |                        |                              |                        |                    |                        |                 |                        |                            |                        |
| 150 kW 60,000 kWh (secondary)           | \$6,137.00     | \$7,905.51      | 28.8%                  | \$6,212.31                   | 1.2%                   | \$6,539.84         | 6.6%                   | \$6,406.51      | 4.4%                   | \$8,321.13                 | 35.6%                  |
| <b>LARGE POWER TOD SERVICE (7)</b>      |                |                 |                        |                              |                        |                    |                        |                 |                        |                            |                        |
| 300 kW 120,000 kWh (secondary)          | \$11,994.90    | \$15,750.19     | 31.3%                  | \$12,331.63                  | 2.8%                   | \$13,204.93        | 10.1%                  | \$13,482.84     | 12.4%                  | \$16,972.52                | 41.5%                  |
| 500 kW 200,000 kWh (primary)            | \$19,275.94    | \$25,595.71     | 32.8%                  | \$20,085.32                  | 4.2%                   | \$21,297.79        | 10.5%                  | \$21,178.26     | 9.9%                   | \$27,683.37                | 43.6%                  |
| 1,000 kW 400,000 kWh (primary)          | \$38,216.65    | \$50,590.37     | 32.4%                  | \$38,743.54                  | 1.4%                   | \$42,406.08        | 11.0%                  | \$42,176.53     | 10.4%                  | \$51,929.59                | 35.9%                  |
| <b>INDUSTRIAL POWER TOD SERVICE</b>     |                |                 |                        |                              |                        |                    |                        |                 |                        |                            |                        |
| 4,000 kW 2,000,000 kWh (primary)        | \$172,668.56   | \$230,679.20    | 33.6%                  | \$174,620.47                 | 1.1%                   | \$191,899.17       | 11.1%                  | \$171,755.07    | (0.5%)                 | \$239,367.97               | 38.6%                  |
| 10,000 kW 5,700,000 kWh (transmission)  | \$474,198.90   | 612,546.66      | 29.2%                  | \$449,732.23                 | (5.2%)                 | \$490,354.51       | 3.4%                   | \$462,650.34    | (2.4%)                 | \$657,228.58               | 38.6%                  |
| 20,000 kW 12,000,000 kWh (transmission) | \$984,921.36   | \$1,268,812.07  | 28.8%                  | \$930,240.57                 | (5.6%)                 | \$1,011,317.59     | 2.7%                   | \$958,412.29    | (2.7%)                 | \$1,365,125.31             | 38.6%                  |
| 35,000 kW 21,000,000 kWh (transmission) | \$1,723,424.88 | \$2,219,970.35  | 28.8%                  | \$1,626,591.24               | (5.6%)                 | \$1,769,007.35     | 2.6%                   | \$1,677,086.50  | (2.7%)                 | \$2,388,284.91             | 38.6%                  |
| 50,000 kW 30,000,000 kWh (transmission) | \$2,461,928.40 | \$3,171,128.62  | 28.8%                  | \$2,322,941.92               | (5.6%)                 | \$2,526,697.10     | 2.6%                   | \$2,395,760.72  | (2.7%)                 | \$3,411,444.52             | 38.6%                  |

- (1) REEDSBURG UTILITY COMMISSION bills estimated using rates effective 4/27/15 and a projected 2025 PCAC of \$ (0.0006) per kWh
- (2) WE Energies based on their approved 2025 rates and includes a fuel adjustment of \$0.00 (1/1/24) and Env Control Charge (12/1/24) that varies by rate class for a total adj of: \$ 0.00056 per kWh
- (3) WPSC based on their approved 2025 rates and includes a fuel adjustment of \$0.00 (eff 1/1/23) for a total of: \$ - per kWh
- (4) Alliant Energy based on their approved 2025 rates and includes a fuel adjustment of \$0.004667 (1/1/24-12/31/25) plus \$0.001602 (1/1/25-12/31/25) for a total of: \$ 0.00627 per kWh
- (5) XCEL Energy based on their approved 2024 rates and includes a fuel adjustment credit of \$0.00346 (1/1/25-12/31/25) for a total of: \$ (0.00346) per kWh
- (6) MG&E based on their approved 2025 rates and a fuel adjustment credit of \$0.00247 (1/1/25) for a total of: \$ (0.00247) per kWh
- (7) For TOU rates, on- and off-peak energy splits are adjusted to match the billing periods of each utility.

# Water Department Report

*May 19, 2025*

## Department Tasks:

- Spring hydrant flushing has been completed
- Hydrant maintenance
- Seasonal meter installs have been completed
- Service maintenance
- Value maintenance and inspections
- Project management

## Leaks:

There are no leaks to report this month.

## Simplified Rate Case:

Reedsburg has met the qualifying criteria by the PSC for a 3% water rate increase.

## Water Vending Unit:

The Water Vending Unit is online. Once an account has been established, consumers have 24/7 access.

## Well 6:

Upgrade discussion.

## Projects Updates:

## Simplified Rate Case Application - Water Class C

4970 - Reedsburg Utility Commission

**Note:** this application is not officially submitted until it is uploaded to the Commission's Electronic Records Filing System.  
 Public Service Commission of Wisconsin (filing this form out is in accordance with Wis.Stat196.193)  
 PO Box 7854 3011(1/1/2020)  
 Madison WI 53707-7854

Preparer Name: **Jon Craker**  
 Preparer Phone Number: **(608)524-4381**  
 Preparer Email Address: **jcraker@rucls.net**  
 Date Application will be filed with the PSC: **05/22/2025**  
**Notice** Date to be Mailed/Published: **05/22/2025**  
 Newspaper Name: **Reedsburg Independent**  
 Rate Effective Date: **07/25/2025**

|    | Annual Report Information   | Page |             |
|----|---|------|-------------|
| 1  | Total Sales of Water  | W-1  | \$1,667,352 |
| 2  | Rate Increase Factor  |      | 3.0%        |
| 3  | Line 1 * Line 2   |      | \$50,021    |
| 4  | Net Operating Income (Operating Revenues - Operating Expenses)          | W-1  | \$304,333   |
| 5  | Adjusted Total Operating Income (Line 3 + Line 4)                       |      | \$354,354   |
| 6  | Average Net Rate Base - Water Utility                                   | F-23 | \$8,247,259 |
| 7  | Line 5 / Line 6   |      | 4.3%        |
| 8  | <b>Test 1 - Financial Eligibility Qualifies *</b>                       |      | <b>Yes</b>  |
| 9  | Adjusted Operating Income (Line 5)                                      |      |             |
| 10 | Total Operation & Maintenance (O&M) expense (600 and 900 accounts only) |      |             |
| 11 | Line 9 / Line 10  |      |             |
| 12 | <b>Test 2 - Financial Eligibility Qualifies **</b>                      |      |             |

\* Eligible if line 7 <= 6.20%

\*\* Eligible if line 11 <= 6.0%

### History Check

Effective Date of the Last Full Rate Case: **01/27/2015**

Rates from last full rate case have been in effect for at least one full calendar year and the current annual report has been filed. **Yes**

If Class AB, it has been 5 years or less since the last full rate case. **NA**

Effective Date of the Last SRC: **07/24/2024**

Rates from the last SRC have been in effect for one year (12 months). **Yes**

#### Water Meter Rates

5/8" meter rate at the last full rate case: **4.00**

Current 5/8" meter rate: **4.41**

If Class C or D, current rate is less than 40% higher than the last full rate case. **Yes**

5/8" meter rate percent increase since last full rate case: **10.25%**

## Notice of Rate Increase Water Customers of the Reedsburg Utility Commission

This is to give you notice that the Reedsburg Utility Commission will file an application on May 22, 2025, with the Public Service Commission of Wisconsin (PSC), for authority to increase water rates. Rates for general service will increase 3.0 percent. The increase is necessary to reduce the existing deficiency in present rates. The request is being made under Wis. Stat. 196.193. Rate increases granted under this statute do not require a public hearing. The effect of the increase for some selected customers is shown below. Public Fire Protection and Wholesale rates (if applicable) will also increase 3.0 percent.

| <b>Customer Classification</b> | <b>Meter Size</b> | <b>Cubic Feet</b> | <b>Existing Monthly Rate</b> | <b>Revised Monthly Rate</b> |
|--------------------------------|-------------------|-------------------|------------------------------|-----------------------------|
| Average Residential            | 3/4               | 500               | \$14.46                      | \$14.89                     |
| Large Residential              | 3/4               | 800               | \$20.49                      | \$21.10                     |
| Multifamily                    | 2                 | 4,100             | \$96.63                      | \$99.49                     |
| Commercial                     | 1                 | 2,600             | \$56.06                      | \$57.73                     |
| Industrial                     | 4                 | 38,300            | \$602.75                     | \$620.31                    |

Reedsburg Utility Commission anticipates that this rate increase will go into effect on July 25, 2025. If you have any questions about the rate increase request, call the Reedsburg Utility Commission at (608) 524-4381.

**QualityControl**  
& INTEGRATION

(952) 758-9445



1500ct

READY



START



STOP



**H2O Client - Bulk Water Operating Instructions**

1. Enter your 3-digit account number, followed by the # key on the keypad (use the \* key to clear an invalid entry).
2. Log-in to your account by entering your 4-digit PIN number, followed by the # key on the keypad.  
\* Information regarding your account will be displayed and is visible through the viewing window.
3. Green light will illuminate, indicating a 'READY' status.
4. Dispense water by momentarily pressing the 'START' pushbutton.  
\* Green light will flash while water is being dispensed.
5. Stop the flow of water by momentarily pressing the 'STOP' pushbutton.
6. When finished, Log-out of your account by simultaneously pressing the \* and # keys on the keypad.



ABUS PATENTED EIGHTYTHREE  
Quality Control & Integration, Inc.

## Chapter 55

### ETHICS CODE AND BOARD

#### § 55-1. Statement of purpose.

- A. The proper operation of democratic government requires that public officials and employees be impartial and responsible to the people; that government decisions and policy be made in proper channels of the governmental structure; that public office not be used for personal gain; and that the public have confidence in the integrity of its government. In recognition of these goals, there is hereby established a Code of Ethics for all City of Reedsburg officials and employees, whether elected or appointed, paid or unpaid, including members of boards, committees and commissions of the City, as well as any individuals who are candidates for elective office as soon as such individuals file nomination papers with the City.
- B. The purpose of this Ethics Code is to establish guidelines for ethical standards of conduct for all such officials and employees by setting forth those acts or actions that are incompatible with the best interests of the City of Reedsburg and by directing disclosure by such officials and employees of private financial or other interests in matters affecting the City. The Common Council believes that a Code of Ethics for the guidance of elected and appointed officials and employees will help them avoid conflicts between their personal interests and their public responsibilities, will improve standards of public service and will promote and strengthen the faith and confidence of the citizens of this City in their elected and appointed officials and employees. The Common Council hereby reaffirms that each elected and appointed City official and employee holds his or her position as a public trust, and any intentional effort to realize substantial personal gain through official conduct is a violation of that trust. The provisions and purpose of this Ethics Code and such rules and regulations as may be established are hereby declared to be in the best interests of the City of Reedsburg.

#### § 55-2. Definitions.

As used in this chapter, the following terms shall have the meanings indicated:

**ANYTHING OF VALUE** — Any money or property, favor, service, payment, advance, forbearance, loan, or promise of future employment, but does not include compensation and expenses paid by the state, fees and expenses which are permitted and reported under § 19.56, Wis. Stats., political contributions which are reported under Ch. 11, Wis. Stats., or hospitality extended for a purpose unrelated to state business by a person other than an organization. **[Amended at time of adoption of Code (see Ch. 1, General Provisions, Art. II)]**

**BUSINESS** — Any corporation, partnership, proprietorship, firm, enterprise, franchise, association, organization, self-employed individual or any other legal entity which engages in profit-making activities.

**FINANCIAL INTEREST** — Any interest which shall yield, directly or indirectly, a monetary or other material benefit to the officer or employee or to any person employing or retaining the services of the officer or employee.

**PERSONAL INTEREST** — The following specific blood or marriage relationships:

- A. A person's spouse, mother, father, child, brother or sister; or
- B. A person's relative by blood or marriage who receives, directly or indirectly, more than 1/2 of his or her support from such person or from whom such person receives, directly or indirectly, more than 1/2 of his or her support.

**PUBLIC EMPLOYEE** — Any person excluded from the definition of a public official who is employed by the City.

**PUBLIC OFFICIAL** — Those persons serving in elected or appointed offices and all members appointed to boards, committees and commissions established or appointed by the Mayor and/or Common Council, whether paid or unpaid.

**SIGNIFICANT INTEREST** — Owning or controlling, directly or indirectly, at least 10% or \$5,000 of the outstanding stock of any business.

### **§ 55-3. Statutory standards of conduct.**

There are certain provisions of the Wisconsin Statutes which should, while not set forth herein, be considered an integral part of any code of ethics. Accordingly, the provisions of the following sections of the Wisconsin Statutes, as from time to time amended, are made a part of this chapter of Ethics and shall apply to public officials and employees whenever applicable, to wit:

- A. Section 946.10, Bribery of Public Officers and Employees.
- B. Section 946.11, Special Privileges from Public Utilities.
- C. Section 946.12, Misconduct in Public Office.
- D. Section 946.13, Private Interest in Public Contract Prohibited.
- E. Section 19.41 et seq., Code of Ethics for Public Officials and Employees.

### **§ 55-4. Responsibility of public office.**

Public officials and employees are agents of public purpose and hold office for the benefit of the public. They are bound to uphold the Constitution of the United States and the Constitution of this state and carry out impartially the laws of the nation, state and municipality, to observe in their official acts the highest standards and to discharge faithfully the duties of their office

regardless of personal consideration, recognizing that the public interest must be their prime concern.

**§ 55-5. Dedicated service.**

Officials and employees shall adhere to the rules of work and performance established as the standard for their positions by the appropriate authority. Officials and employees shall not exceed their authority or breach the law or ask others to do so, and they shall work in full cooperation with other public officials and employees unless prohibited from so doing by law or by officially recognized confidentiality of their work. Members of the City staff are expected to follow their appropriate professional code of ethics.

**§ 55-6. Fair and equal treatment.**

- A. Use of public property. No official or employee shall use or permit the unauthorized use of City-owned vehicles, equipment, materials or property for personal convenience or profit, except when such services are available to the public generally or are provided as City policy for the use of such official or employee in the conduct of official business, as authorized by the Common Council or authorized board, commission or committee.
- B. Obligations to citizens. No official or employee shall grant any special consideration, treatment or advantage to any citizen beyond that which is available to every other citizen. No official or employee shall use or attempt to use his or her position with the City to secure any advantage, preference or gain, over and above his or her rightful remuneration and benefits, for himself or herself or for a member of his or her immediate family.
- C. Political contributions. No official shall personally solicit from any City employee, other than an elected official, a contribution to a political campaign committee for which the person subject to this chapter is a candidate or treasurer.

**§ 55-7. Conflict of interest.**

- A. Financial and personal interest prohibited.
  - (1) No official or employee of the City, whether paid or unpaid, shall engage in any business or transaction or shall act in regard to financial or other personal interest, direct or indirect, which is incompatible with the proper discharge of official duties in the public interest contrary to the provisions of this chapter or which would tend to impair independence of judgment or action in the performance of official duties.
  - (2) Any member of the Common Council who has a financial interest or personal interest in any proposed legislation before the Common Council shall disclose on the records of the Common Council the

nature and extent of such interest; such official shall not participate in debate or vote for adoption or defeat of such legislation. If the matter before the Council involves a member's personal interest with persons involved, the member may participate in debate or discussion and vote on the matter following disclosure unless an ordinance or contract is involved; if an ordinance or contract is involved, such official shall not participate in debate or discussion and vote on the matter.

- (3) Any nonelected official, other than a City employee, who has a financial interest or personal interest in any proposed legislative action of the Common Council or any board, commission or committee upon which the official has any influence or input or of which the official is a member that is to make a recommendation or decision upon any item which is the subject of the proposed legislative action shall disclose on the records of the Common Council or the appropriate board, commission or committee the nature and extent of such interest. Such official shall not participate in debate or discussion or vote for adoption or defeat of such legislation.
  - (4) Any City employee who has a financial interest or personal interest in any proposed legislative action of the Common Council or any board, commission or committee upon which the employee has any influence or input, or of which the employee is a member, that is to make a recommendation or decision upon any item which is the subject of the proposed legislative action shall disclose on the records of the Common Council or the appropriate board, commission or committee the nature and extent of such interest.
- B. Disclosure of confidential information. No official or employee shall, without proper legal authorization, disclose confidential information concerning the property, government or affairs of the City, nor shall such information be used to advance the financial or other private interests of the official or employee or others.
- C. Gifts and favors.
- (1) No official or employee, personally or through a member of his or her immediate family, may solicit or accept, either directly or indirectly, from any person or organization money or anything of value if it could be expected to influence the employee's official actions or judgments or be considered a reward for any action or inaction on the part of the official or employee.
  - (2) No official or employee, personally or through a member of his or her immediate family, shall accept any gift, whether in the form of money, service, loan, thing or promise, from any person which may tend to impair his or her independence of judgment or action in the performance of his or her duties or grant in the discharge of his or her duties any improper favor, service or thing of value. However, it

is not a conflict of interest for any public official or employee to receive a gift or gratuity that is an unsolicited item of nominal intrinsic value such as a meal, and that is not intended to influence the official. Any official or employee who receives, directly or indirectly, any gift or gifts from any person who is known by said official or employee to be interested, directly or indirectly, in any manner whatsoever in business dealings with the City upon which the official or employee has any influence or input or over which the official or employee has any jurisdiction, discretion or control shall disclose the nature and value of such gifts to the Common Council by January 15 next following the year in which the gift or gifts are received.

- (3) An official or employee is not to accept hospitality if, after consideration of the surrounding circumstances, it could reasonably be concluded that such hospitality would not be extended were it not for the fact that the guest, or a member of the guest's immediate family, was a City official or employee. Participation in celebrations, grand openings, open houses, informational meetings and similar events are excluded from this prohibition. This subsection further shall not be construed to prevent candidates for elective office from accepting hospitality from citizens for the purpose of supporting the candidate's campaign.
- (4) Gifts received by an official or employee or his or her immediate family under unusual circumstances shall be referred to the Common Council within 10 days of receipt for recommended disposition. Any person subject to this chapter who becomes aware that he is or has been offered any gift, the acceptance of which would constitute a violation of this subsection, shall within 10 days disclose the details surrounding said offer to the Common Council. Failure to comply with this reporting requirement shall constitute an offense under this chapter.

D. Representing private interests before City agencies or courts.

- (1) Nonelected City officials and employees shall not appear on behalf of any private person (other than himself or herself, his or her spouse or minor children) before any City agency, board, commission or the Common Council if the official or employee or any board, commission or committee of which the official or employee is a member has any jurisdiction, discretion or control over the matter which is the subject of such representation.
- (2) Elected City officials may appear before City agencies on behalf of constituents in the course of their duties as representatives of the electorate or in the performance of public or civic obligations. However, the disclosure requirements of Subsection A above shall be applicable to such appearances.

- E. Ad hoc committee exceptions. No violation of the conflict of interest restrictions of this chapter shall exist, however, where an individual serves on a special ad hoc committee charged with the narrow responsibility of addressing a specific issue of topic in which that individual, or the employer or a client of that individual, has an interest, so long as the individual discloses to the Common Council that such interest exists.
- F. Contracts with the City. No City official or employee who, in his or her capacity as such officer or employee, participates in the making of a contract in which he has a private pecuniary interest, direct or indirect, or performs in regard to that contract with some function requiring the exercise of discretion on his or her part shall enter into any contract with the City, unless within the confines of § 946.13, Wis. Stats.:
- (1) The contract is awarded through a process of public notice and competitive bidding or the Common Council waives the requirement of this chapter after determining that it is in the best interest of the City to do so.
  - (2) The provisions of this subsection shall not apply to the designation of a public depository of public funds.

**§ 55-8. Ethics Board. [Amended 7-26-2010]**

- A. The Ethics Board shall consist of five members. The membership of the Ethics Board shall consist of four citizens and one alderperson. The nonalderperson members shall not be elected officials, full-time appointed officials or City employees, nor shall the non-Council members be currently serving on any other City board, commission or committee. The City Attorney shall furnish the Board any legal assistance necessary to carry out its functions.
- B. Ethics Board members shall be appointed by the Mayor, subject to confirmation by the Council. Initial terms of office shall be: one citizen shall be appointed for two years, one citizen will be appointed for one year, and two citizens will be appointed for three years. Thereafter, all terms shall be three years. Terms begin May 1 of the respective year. Each year, the Mayor shall appoint the alderperson at the annual reorganization meeting. Three members shall constitute a quorum of the Board.
- C. The Ethics Board shall elect its own chair.
- D. The Ethics Board may make recommendations to the Common Council with respect to amendments of this Code of Ethics.
- E. Any person covered by this Ethics Code may apply, in writing, to the Board for an advisory opinion regarding the propriety of any matter to which the person is or may become a party. The Board shall meet to review such a request for an advisory opinion and may advise the person making the request. Advisory opinions and requests therefor

shall be in writing and shall state all material facts. It shall be prima facie evidence of intent to comply with this Ethics Code when a person refers a matter to the Board and abides by the advisory opinion of the Board if the material facts are as stated in the opinion request. Meetings held by the Board for deliberation and action upon such application shall not be open to the public nor shall a nonmember, Common Council member or the Mayor be authorized to attend any such meeting of the Board unless requested to do so by the Board. Advisory opinions rendered by the Board shall be in writing and shall state the material facts upon which the opinion is based. A record of the Board's opinions, opinion requests and investigations of violations shall be closed to public inspection as required by Chapter 19, Wis. Stats. Except as provided by § 19.59(5)(b), Wis. Stats., the Board shall not make public the identity of any person requesting an advisory opinion or of persons or organizations mentioned in the opinion. If the Board determines that an advisory opinion rendered by the Board would be of significant value to other officials or employees, the Board may issue a summary of the opinion, provided that the summary does not disclose the identity of the person originally requesting the advisory opinion. In all cases, the Board may request an advisory opinion from the City Attorney.

- F. All complaints alleging that an official or employee committed a violation of this Ethics Code shall be addressed to the Ethics Board and shall be filed with the City Clerk-Treasurer. All such complaints shall be in writing and verified and shall state the name of the official or employee alleged to have committed a violation of this Ethics Code and shall further state the evidentiary facts supporting the charge.
- G. Within 14 days after the filing of a properly verified complaint with the City Clerk-Treasurer, the Board shall meet to review the complaint. Within three business days after its initial review of the complaint, the Board shall mail a copy of the complaint to the respondent by certified mail or shall have a copy of the complaint delivered to the respondent by personal service.
- H. Following its initial review of a verified complaint, the Board may make a preliminary investigation with respect to each alleged violation of this Ethics Code. No preliminary investigation of an alleged violation of this Ethics Code may be initiated until a copy of the complaint and notice of the Board's intent to investigate the charge has been mailed by certified mail to the respondent or personally served upon the respondent. The preliminary investigation shall be completed within 30 days of the date that the complaint and notice thereof is mailed to the respondent or personally served upon the respondent, except the Board may extend the investigation period for up to an additional 60 days with notice to the respondent and to the complainant.
- I. If, after its preliminary investigation, the Board finds that probable cause does not exist for believing that the respondent violated this Ethics Code, it shall dismiss the complaint. The Board shall promptly

notify the complainant and the respondent by certified mail or personal service of its decision dismissing the complaint. The Board's decision to dismiss a complaint shall be final. The same complaint or a complaint which is substantially similar to the dismissed complaint shall not be reconsidered by the Board unless, within 20 days of the Board's mailing or personal service of its dismissal order, the complainant files with the Board additional material facts which were not available to the complainant at the time the original complaint was filed and which, if true, would probably change the Board's decision. The Board's decision to reconsider or not to reconsider a decision under this subsection shall be final. If the Board determines that a verified complaint was brought for harassment purposes, the Board shall so state in its decision.

- J. If, after its preliminary investigation, the Board finds that probable cause does exist for believing the allegations of the complaint, it shall conduct a hearing on the matter. The hearing shall be held not more than 60 days after the Board's finding of probable cause. The Board shall give the respondent and complainant written notice of the hearing date by mailing a notice thereof to the respondent and to the complainant by first class mail at least 20 days prior to the hearing date thereof. The hearing shall be held in closed session except that the respondent shall have a right to demand that the hearing be held in open session and, upon such demand, the Board shall conduct the hearing in open session.
- K. The chairperson of the Board shall preside over the proceedings, and the City Attorney shall provide legal assistance to the Board as needed. The complainant and the respondent may be represented by an attorney, and the respondent may also be represented by a union representative. Both parties may compel the attendance of witnesses by subpoenas. Subpoenas may be issued by the Chairperson of the Board pursuant to § 885.01, Wis. Stats. Each party shall be responsible for serving subpoenas on its respective witnesses and for paying any witness and mileage fees to the witness as required by the Wisconsin Statutes.
- L. All testimony of witnesses at the proceedings shall be given under oath, administered by the Chairperson in the form and manner prescribed by the Wisconsin Statutes. A record of the testimony may be made by stenographic, electronic or other recording method, as the Board determines. The record produced at the direction of the Board shall be the official record of the proceeding. The proceedings may be adjourned or continued by the Board from day to day until completed.
- M. The proceedings shall be conducted in the following order:
  - (1) Statement of the issues and rules by the Chairperson.
  - (2) Brief factual summaries, if any, by both sides.
  - (3) Presentation of testimony and the introduction of evidence by the complainant to substantiate the charge.

- (4) Cross-examination of witnesses by the respondent.
  - (5) One additional opportunity to question witnesses by the complainant.
  - (6) One additional opportunity to cross-examine witnesses by the respondent.
  - (7) Presentation of the base for the respondent.
  - (8) Repeat of Subsection M(4), (5) and (6) above regarding witnesses and evidence produced on behalf of the respondent.
  - (9) Opportunity for each side to present evidence in rebuttal of any evidence presented by the opposing side.
  - (10) Brief closing arguments, if any, by both sides.
- N. The Board shall not be bound by common law or statutory rules of evidence, and the Board shall hear all evidence having reasonable probative value, but shall exclude immaterial, irrelevant or unduly repetitious testimony or evidence. Basic principles of relevancy, materiality and probative force shall govern this proceeding. Hearsay evidence will not be permitted where direct evidence is reasonably available. The Board will not base crucial or essential evidentiary findings on hearsay evidence. Objections to evidentiary offers and offers of proof of evidence not admitted may be made and shall be noted in the record. All evidence, including records and documents, shall be duly offered and made a part of the record. The Chairperson shall rule on any objections or procedural matters. Any member of the Board and the City Attorney may ask questions of the witnesses. No party or witness shall be permitted to ask questions of any Board member during the proceedings, unless expressly authorized by the Chairperson.
- O. The Board shall deliberate in closed session.
- P. Within 10 working days of the conclusion of the hearing, the Board shall file its written findings of fact, conclusions of law and recommendations signed by a majority of the participating members and concerning the propriety of the conduct of the respondent. Any member of the Board may indicate his/her dissent to the written order. If the Board determines that no violation of the Code of Ethics has occurred, it shall dismiss the complaint, and if requested to do so by the respondent, the Board shall issue a public statement in that regard. If the Board finds that clear, satisfactory and convincing evidence exists for believing the allegations of the complaint, the Board shall refer its findings, conclusions and recommendation to the Common Council or to other proper City authority and/or, in the case of an employee, to the City Administrator and/or the Mayor as deemed appropriate. In its recommendation, the Board may recommend that the Common Council order the official or employee to conform his or her conduct to the

Ethics Code or recommend that the official or employee be cautioned, censured, suspended, removed from office, issued a private reprimand, public reprimand, and, in the case of an employee, may also recommend suspension without pay, discharge, or other appropriate disciplinary action. In appropriate cases, the Board may recommend the referral of the matter to the District Attorney to commence enforcement proceedings pursuant to the procedures and remedies of § 19.59, Wis. Stats.

- Q. Records obtained or prepared by the Board in connection with an investigation of a violation of this Ethics Code shall not be open for public inspection, except that the Board shall permit public inspection of records of a hearing conducted in open session pursuant to the request of the respondent as provided in Subsection J hereof. Whenever the Board refers an investigation and hearings record to a District Attorney, the District Attorney may make public such records in the course of a prosecution initiated thereon.
- R. The time frames set forth in this Ethics Code specifying Board action are not jurisdictional, and the Board may, where appropriate, extend any time period as necessary.

**§ 55-9. Distribution of provisions.**

- A. The City Clerk-Treasurer shall cause a copy of this Code of Ethics to be distributed to every public official and employee of the City within 30 days after enactment of this chapter. Each public official and employee elected, appointed or engaged thereafter shall be furnished a copy before entering upon his or her duties.
- B. Each public official, Mayor, the Chairman of each board, commission or committee and, through the City Administrator, the head of each department shall between May 1 and May 31 each year, review the provisions of this chapter with his or her fellow Council members or board, commission, committee members or subordinates, as the case may be, and certify to the City Clerk-Treasurer by June 15 that such annual review had been undertaken. A notice of this Ethics Code shall be continuously posted on the City bulletin boards wherever situated.
- C. Each public official and employee shall, in connection with Subsections A and B above, also complete and file with the City Clerk-Treasurer, as appropriate, the following statement of understanding:

"I have read and understand the contents of the City of Reedsburg Ethics Code, including the attached state statutes.\* I also understand that I am expected to adhere to and conduct myself according to rules, guidance and direction as set forth in the Ethics Code." (\*Sections 946.10 through 946.13 and 19.41 et seq., Wis. Stats.)

**§ 55-10. Employees covered by collective bargaining agreements.**

In the event an employee covered under a collective bargaining agreement, is allegedly involved in an Ethics Code violation, the terms and conditions set forth in the applicable collective bargaining agreement shall prevail in the administration and interpretation of this Ethics Code.

**§ 55-11. Sanction.**

A determination that an employee's actions constitute improper conduct under the provisions of this chapter may constitute a cause of suspension, removal from office or employment or other disciplinary action. Sanctions, including any disciplinary action, which may affect employees covered under a labor agreement will be consistent with the terms and conditions set forth in the applicable labor agreement.

**§ 55-12. Police officers and firefighters.**

When an ethics complaint has been filed against a police officer or firefighter or the Chief of either the Police or Fire Department, the procedure shall be performed in accordance with the provisions of § 62.13, Wis. Stats.

**§ 55-13. Violations and penalties.**

Violation of any provision of this chapter should raise conscientious questions for the incumbent concerned as to whether voluntary resignation or other action is indicated to promote the best interests of the City of Reedsburg. For nonelected officials or City employees, violation may constitute a cause for suspension, removal from office or employment, or other disciplinary action. As an alternative or an addition to the sanctions imposed herein, any person violating the provisions of this sanction shall be subject to a nonreimbursable forfeiture of not less than \$100 nor more than \$500.



CITY OF REEDSBURG  
134 South Locust Street, PO Box 490  
Reedsburg, WI 53959  
PH. 608-524-6404 FAX. 608-524-8458  
[www.reedsburgwi.gov](http://www.reedsburgwi.gov)

**CITY OF REEDSBURG**

**ANNUAL CODE OF ETHICS REVIEW**

(Return by May 31<sup>st</sup>)

Each year between May 1<sup>st</sup> and May 31<sup>st</sup> each public official, Mayor, the Chair of each board, commission or committee, and department head shall review the provisions of the Ethics Code and certify that such review has occurred.

**I have read and understand the content of the City of Reedsburg Code of Ethics, including the listed State statutes. \***

**I also understand that I am expected to adhere to and conduct myself according to the rules, guidance and direction as set forth in the Ethics Code. (\*§946.10 through §946.13; and §19.41 et seq.)**

Date: \_\_\_\_\_

\_\_\_\_\_  
Printed name

\_\_\_\_\_  
Signature